



US00D868934S

(12) **United States Design Patent** (10) **Patent No.:** **US D868,934 S**  
**Miskovich** (45) **Date of Patent:** **\*\* Dec. 3, 2019**

(54) **MODULAR FLUID RETENTION AND MANAGEMENT TRAY**

5,322,387 A 6/1994 Heine et al.  
5,445,730 A 8/1995 Pattee  
5,467,555 A \* 11/1995 Ripley, Sr. .... E01C 13/083  
220/7

(71) Applicant: **J.M. Sales Associates, Inc.**, Brighton, MI (US)

(Continued)

(72) Inventor: **Joseph S. Miskovich**, Fenton, MI (US)

**FOREIGN PATENT DOCUMENTS**

(73) Assignee: **J.M. Sales Associates, Inc.**, Brighton, MI (US)

EP 780524 A1 6/1997  
EP 0780524 A1 6/1997

(Continued)

(\*\*) Term: **15 Years**

**OTHER PUBLICATIONS**

(21) Appl. No.: **29/674,065**

European Intellectual Property Office, International Search Report and Written Opinion in corresponding International Application No. PCT/US2015/019668 dated Jun. 10, 2015.

(22) Filed: **Dec. 19, 2018**

**Related U.S. Application Data**

(62) Division of application No. 29/613,346, filed on Aug. 9, 2017, now Pat. No. Des. 840,498.

*Primary Examiner* — Kevin K Rudzinski

(51) **LOC (12) Cl.** ..... **23-01**

(74) *Attorney, Agent, or Firm* — Young Basile Hanlon & MacFarlane, P.C.

(52) **U.S. Cl.**  
USPC ..... **D23/206**

(57) **CLAIM**

The ornamental design for a modular fluid retention and management tray, as shown and described.

(58) **Field of Classification Search**  
USPC ..... D23/200, 206, 209, 207; 405/43-49, 36; D11/155  
CPC ..... A01G 25/06; E02B 11/005; E02B 13/02; E03F 1/003; E03F 1/002; E03F 1/005  
See application file for complete search history.

**DESCRIPTION**

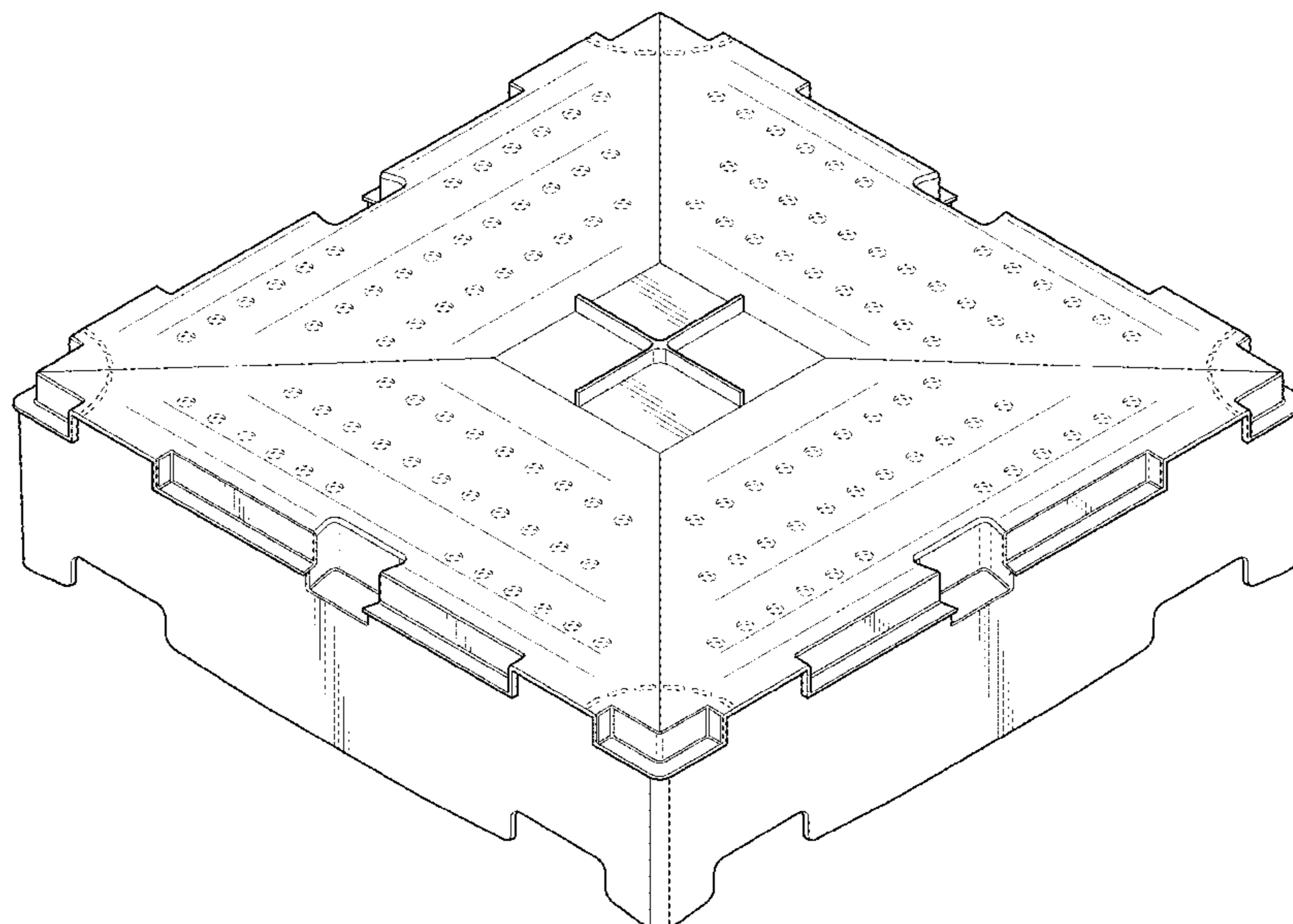
FIG. 1 is a top perspective view of a modular fluid retention and management tray.  
FIG. 2 is bottom perspective view of the tray of FIG. 1.  
FIG. 3 is a top view of the tray of FIG. 1.  
FIG. 4 is a front elevation view of the tray of FIG. 1, the rear elevation view is a mirror image of the front elevation view.  
FIG. 5 is a right-side elevation view of the tray of FIG. 1, the left side elevation view is a mirror image of the right-side elevation view; and,  
FIG. 6 is a bottom view of the tray of FIG. 1.  
The broken line showing of portions of the tray is included for the purpose of illustrating environment and forms no part of the claimed design.

(56) **References Cited**

**U.S. PATENT DOCUMENTS**

1,060,737 A 5/1913 Beall  
1,494,847 A 5/1924 Knight  
1,529,019 A 3/1925 Evans  
4,910,568 A 3/1990 Takei et al.  
4,926,586 A \* 5/1990 Nagamatsu ..... E04D 11/002  
47/65.9  
5,087,151 A 2/1992 DiTullio  
5,241,979 A 9/1993 Chang

**1 Claim, 5 Drawing Sheets**



(56)

References Cited

U.S. PATENT DOCUMENTS

5,890,838 A 4/1999 Moore, Jr. et al.  
 6,062,767 A 5/2000 Kizhnerman et al.  
 6,132,139 A 10/2000 Hashimoto et al.  
 6,379,541 B1 4/2002 Nicholas  
 6,383,372 B1 5/2002 Houck et al.  
 6,606,823 B1\* 8/2003 McDonough ..... E04D 11/002  
 47/65.9  
 7,226,241 B2 6/2007 DiTullio  
 7,387,823 B2\* 6/2008 Waterford ..... E01C 13/08  
 428/17  
 7,413,381 B1 8/2008 Bracone, Jr.  
 7,621,695 B2\* 11/2009 Smith ..... E03F 1/005  
 210/170.03  
 D617,867 S\* 6/2010 May ..... D23/206  
 7,744,756 B2 6/2010 Davis, Jr.  
 7,806,627 B2 10/2010 DiTullio  
 D627,257 S\* 11/2010 Blevins ..... D11/155  
 7,887,256 B2 2/2011 Miskovich  
 D644,559 S\* 9/2011 Hashimoto ..... D11/143  
 8,147,688 B2 4/2012 Adams et al.  
 8,770,890 B2\* 7/2014 May ..... E03F 1/002  
 405/126  
 D758,918 S\* 6/2016 Smith ..... D11/155  
 9,371,938 B2 6/2016 Miskovich  
 9,441,355 B2\* 9/2016 Burkhart, Sr. .... E03F 1/002  
 D776,565 S\* 1/2017 Butler ..... D11/155  
 D795,384 S\* 8/2017 Kent ..... A01G 9/033  
 D23/206  
 D795,385 S\* 8/2017 Kent ..... E03F 1/002  
 D23/206  
 9,879,428 B2\* 1/2018 Zwier ..... A01G 9/033  
 D840,498 S\* 2/2019 Miskovich ..... D23/206  
 10,238,084 B2\* 3/2019 van Raam ..... A01K 1/0151  
 D845,166 S\* 4/2019 Newsteder ..... D11/155  
 2003/0070977 A1 4/2003 Anderson  
 2004/0184884 A1 9/2004 DiTullio  
 2004/0251703 A1\* 12/2004 Griffith ..... A01G 9/088  
 294/159  
 2004/0253054 A1 12/2004 Atchley

2006/0233612 A1 10/2006 DiTullio  
 2006/0242901 A1\* 11/2006 Casimaty ..... A63C 19/00  
 47/65.9  
 2007/0258770 A1 11/2007 Miskovich  
 2008/0035547 A1 2/2008 Miller  
 2008/0181725 A1 7/2008 Miskovich  
 2009/0180834 A1 7/2009 Hedstrom et al.  
 2009/0260284 A1\* 10/2009 Barbalho ..... A01G 9/033  
 47/65.9  
 2009/0261036 A1 10/2009 Lucas  
 2009/0279953 A1 11/2009 Allard et al.  
 2010/0059430 A1 3/2010 Adams et al.  
 2011/0030274 A1\* 2/2011 Buist ..... A01G 9/033  
 47/65.6  
 2011/0113702 A1\* 5/2011 Hasan ..... E04D 11/002  
 52/173.1  
 2011/0289839 A1\* 12/2011 Cronk ..... A01G 9/025  
 47/65.7  
 2012/0227319 A1\* 9/2012 Jaslow ..... A01G 9/033  
 47/65.9  
 2013/0008841 A1 1/2013 Miskovich  
 2013/0180174 A1\* 7/2013 MacKenzie ..... A01G 22/00  
 47/65.7  
 2013/0239476 A1\* 9/2013 Meyer ..... A01G 25/00  
 47/65.9  
 2014/0026480 A1\* 1/2014 Lenhart, Jr. .... A01G 9/033  
 47/65.9  
 2015/0260313 A1 9/2015 Miskovich  
 2016/0081280 A1\* 3/2016 Moore ..... B29C 65/02  
 47/65.7  
 2016/0281347 A1 9/2016 Miskovich

FOREIGN PATENT DOCUMENTS

EP 0803618 A2 10/1997  
 EP 1932975 A1 6/2008  
 EP 2322733 A1 5/2011  
 NL 1020177 C2 9/2003  
 WO 03069074 A1 8/2003  
 WO 2016204801 A1 12/2016

\* cited by examiner

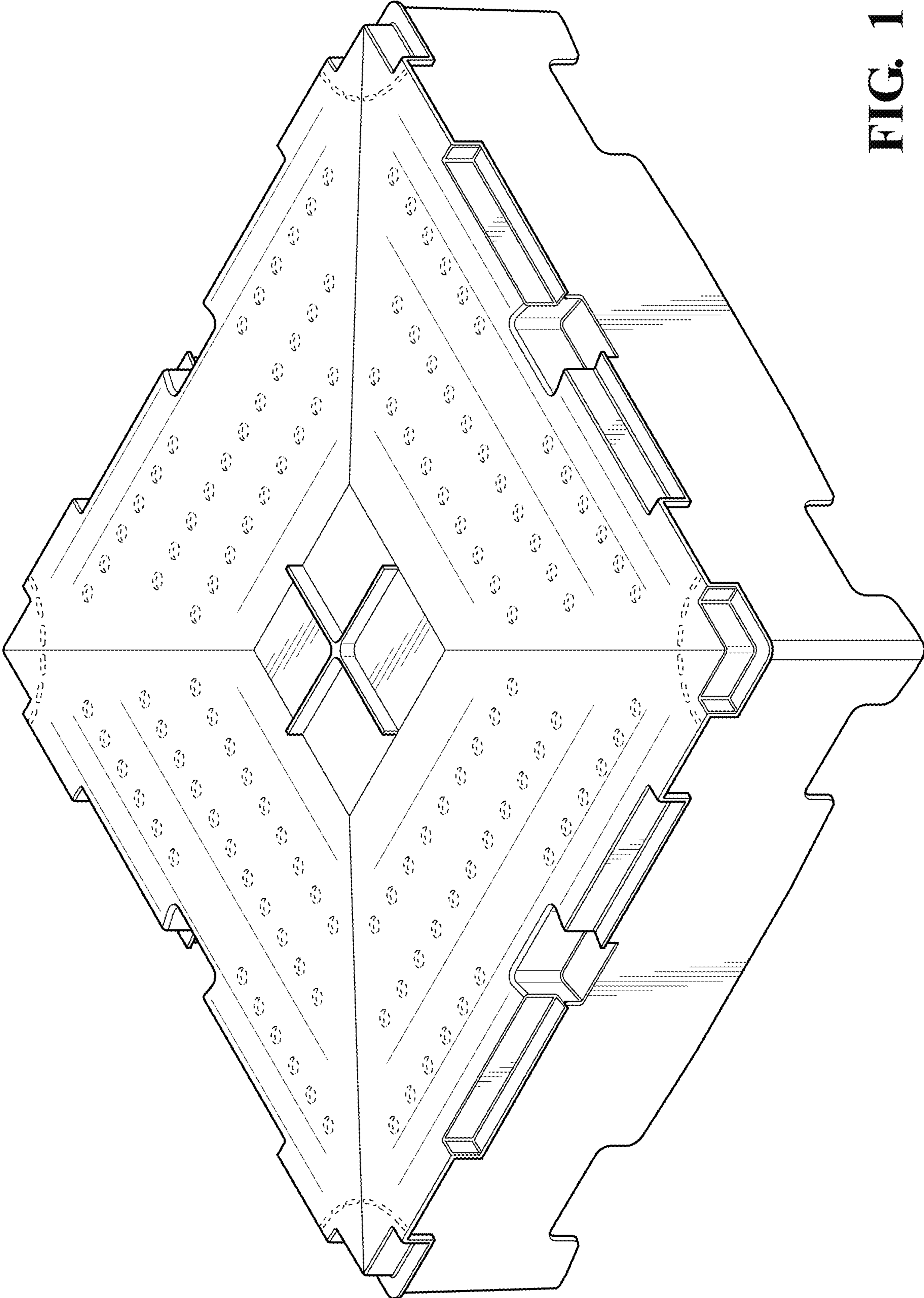


FIG. 1

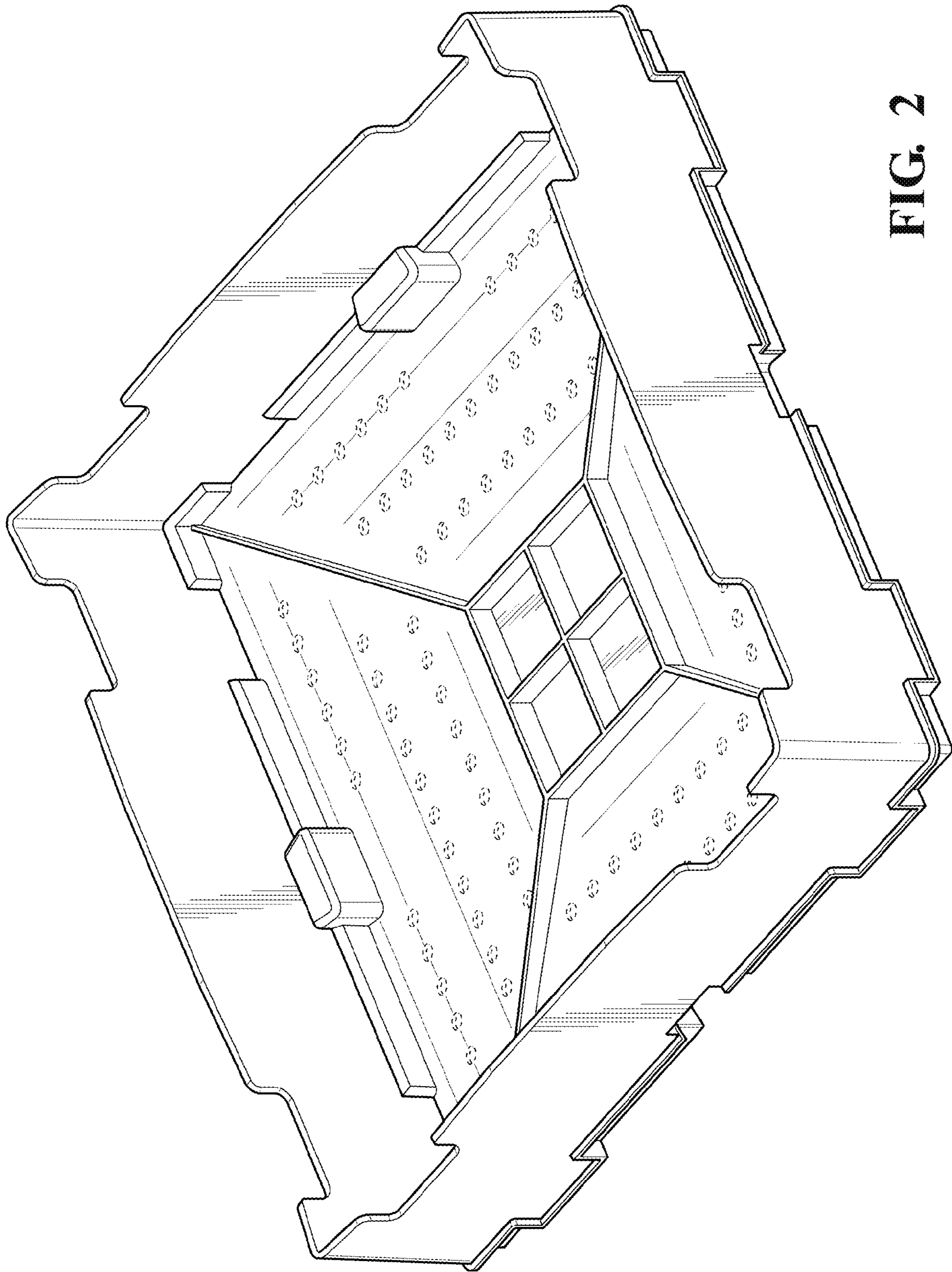


FIG. 2

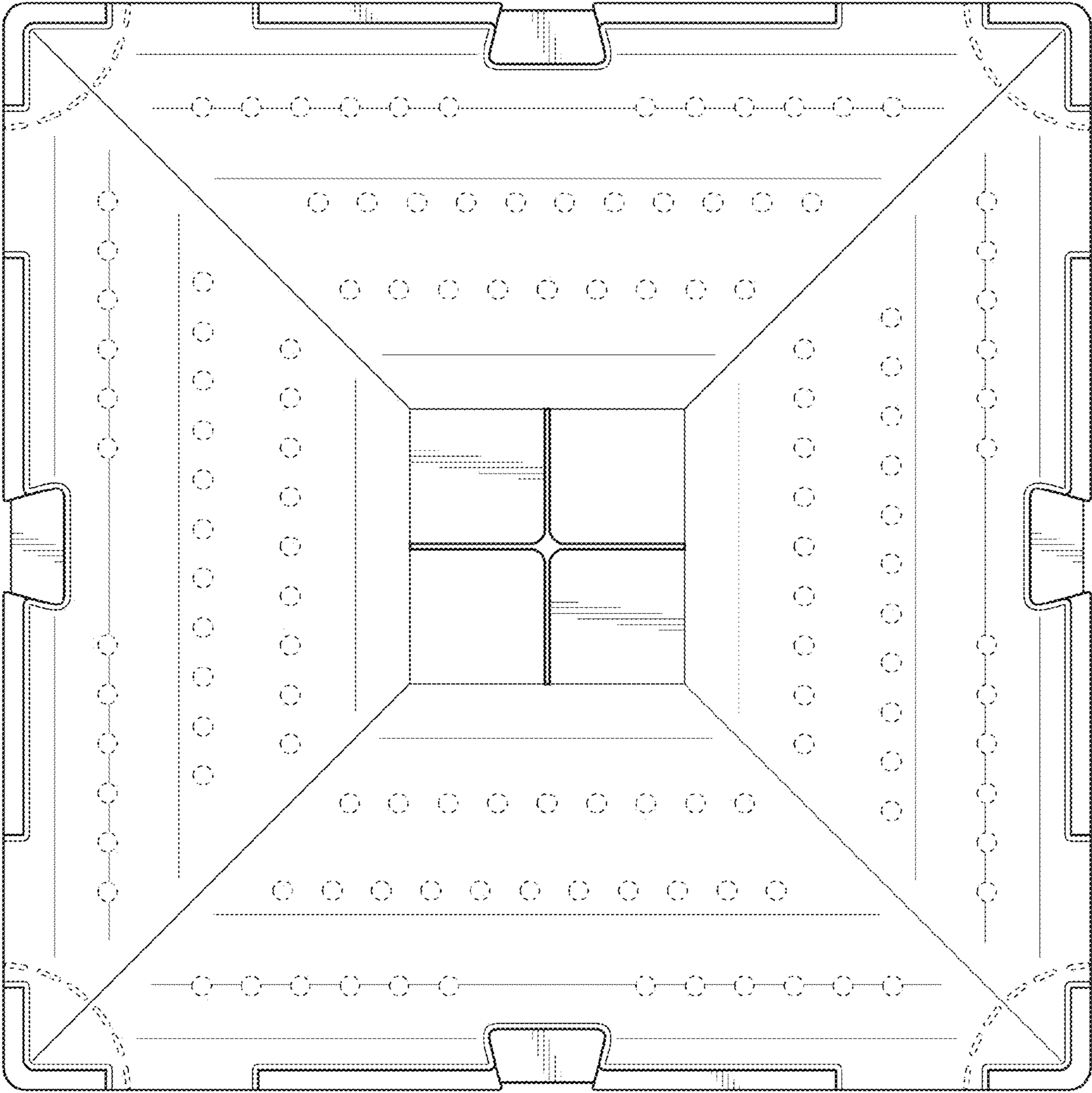
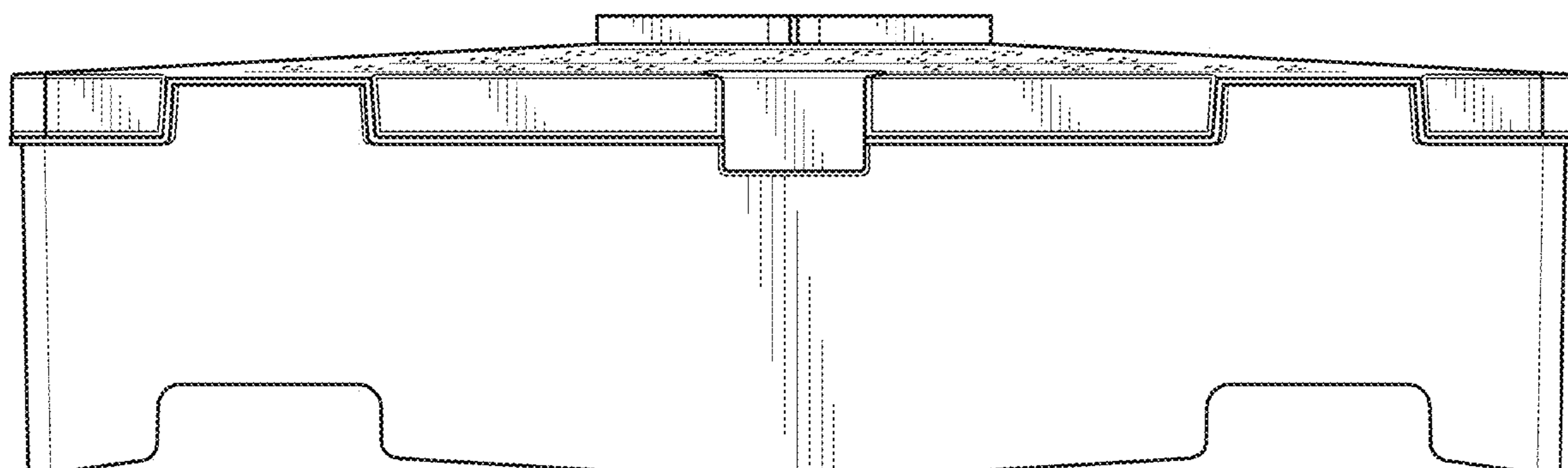
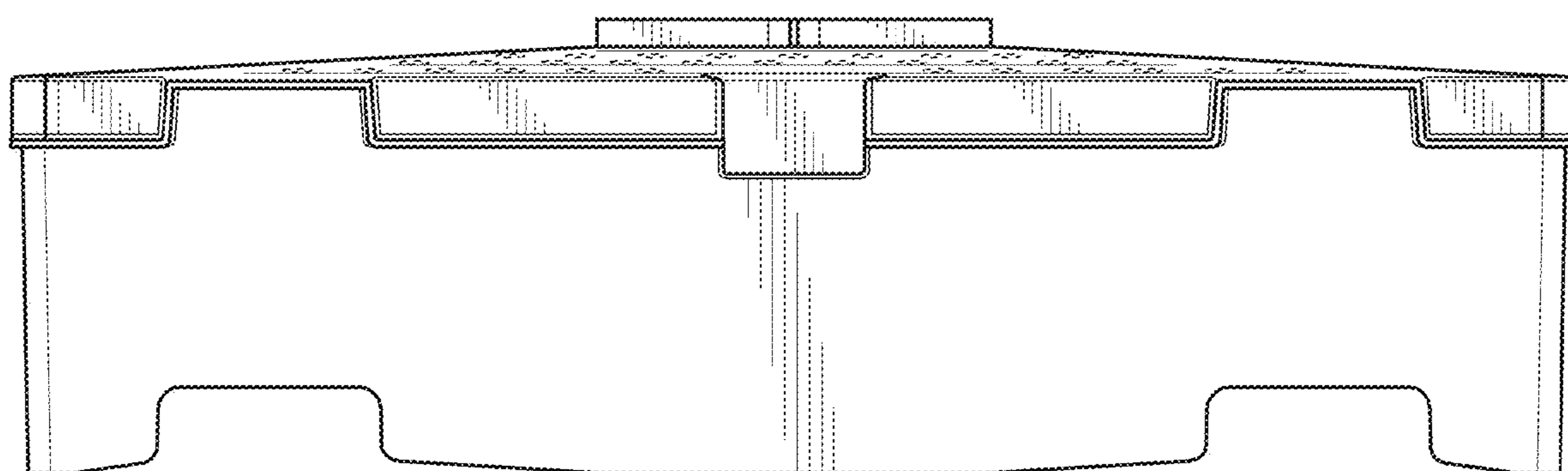


FIG. 3



**FIG. 4**



**FIG. 5**

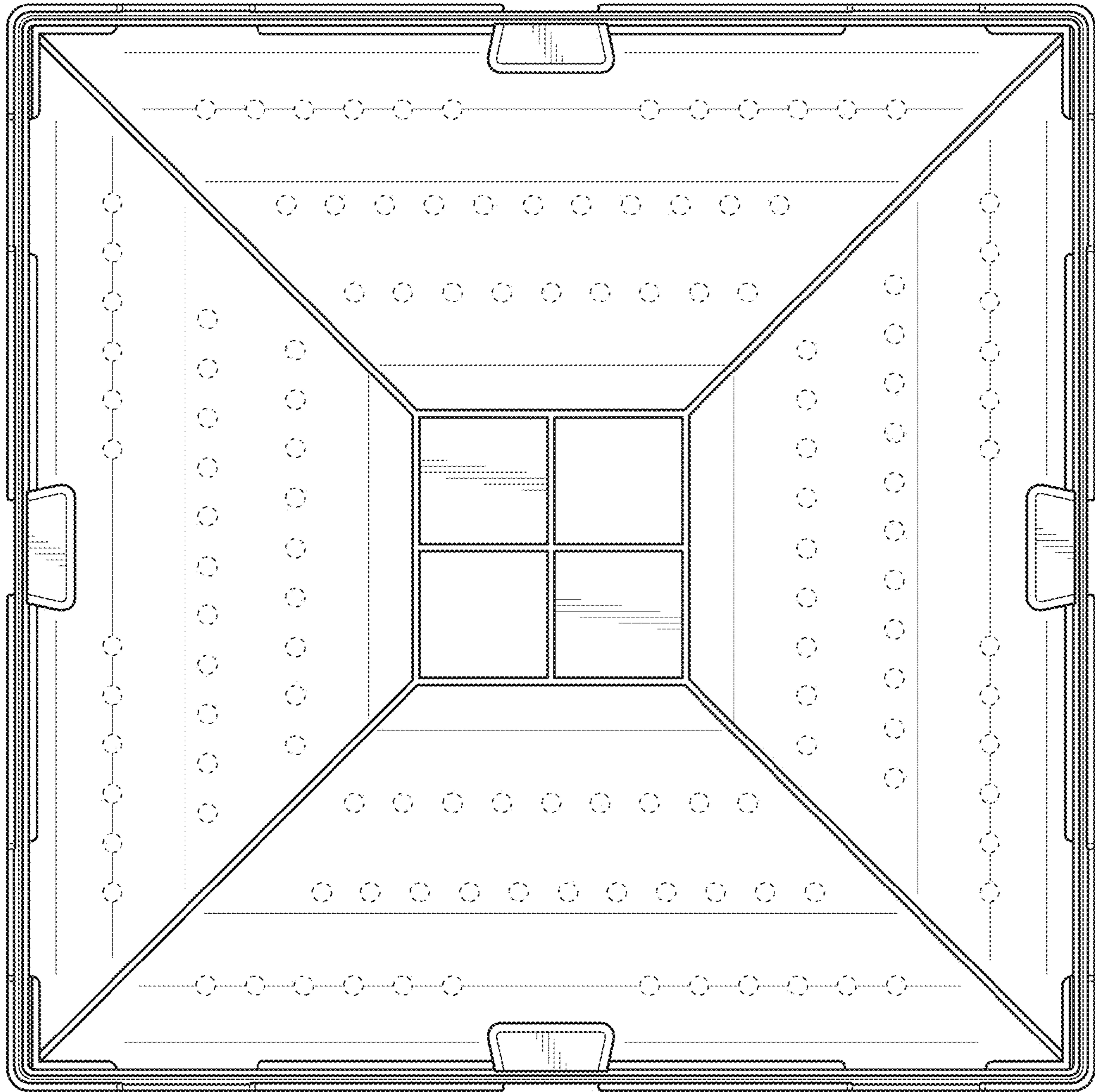


FIG. 6