



US00D868899S

(12) **United States Design Patent** (10) **Patent No.:** **US D868,899 S**  
**Chen** (45) **Date of Patent:** **\*\* Dec. 3, 2019**

(54) **BUBBLE FAN**  
(71) Applicant: **Bo Chen**, Shantou (CN)  
(72) Inventor: **Bo Chen**, Shantou (CN)  
(73) Assignee: **Shantou P&C Plastic Products Company Limited**, Guangdong (CN)  
(\*\*) Term: **15 Years**  
(21) Appl. No.: **29/594,146**  
(22) Filed: **Feb. 16, 2017**  
(51) **LOC (12) Cl.** ..... **21-01**  
(52) **U.S. Cl.**  
USPC ..... **D21/401**  
(58) **Field of Classification Search**  
USPC ..... D23/370, 377, 385, 411-414; D21/401  
CPC ..... A63H 33/28  
See application file for complete search history.

(56) **References Cited**

**U.S. PATENT DOCUMENTS**

D261,908 S *	11/1981	Steinberg	.....	D21/401
D273,880 S *	5/1984	Bart	.....	D21/401
D309,759 S *	8/1990	Mak	.....	D21/401
D376,394 S *	12/1996	Raucci	.....	D21/401
D419,204 S *	1/2000	Bao	.....	D21/401
D453,197 S *	1/2002	Hornsby	.....	D21/401
D674,026 S *	1/2013	Roos	.....	D21/401
D722,117 S *	2/2015	Chen	.....	D21/401
D735,275 S *	7/2015	Krivulin	.....	D21/401
D761,365 S *	7/2016	Champ	.....	D21/401
D803,947 S *	11/2017	Lo	.....	D21/401
2003/0073374 A1 *	4/2003	Thai	.....	A63H 33/28 446/15

2004/0142626 A1 *	7/2004	Choi	.....	A63H 33/28 446/15
2006/0163278 A1 *	7/2006	Yeung	.....	A63H 33/28 222/79
2007/0037467 A1 *	2/2007	Thai	.....	A63H 33/28 446/15
2009/0142986 A1 *	6/2009	San	.....	A63H 33/28 446/15
2012/0208426 A1 *	8/2012	Kuo	.....	A63H 33/28 446/15
2012/0214378 A1 *	8/2012	Lo	.....	A63H 33/28 446/15
2012/0270462 A1 *	10/2012	Lo	.....	A63H 33/28 446/15

\* cited by examiner

*Primary Examiner* — Janice Hallmark  
(74) *Attorney, Agent, or Firm* — Minder Law Group;  
Willy H. Wong


(57) **CLAIM**

The ornamental design for a bubble fan, as shown and described.

**DESCRIPTION**

FIG. 1 is a perspective view of a bubble fan showing my new design;  
FIG. 2 is a front view thereof;  
FIG. 3 is a rear view thereof;  
FIG. 4 is a top view thereof;  
FIG. 5 is a bottom view thereof;  
FIG. 6 is a left side view thereof; and,  
FIG. 7 is a right side view thereof.

**1 Claim, 7 Drawing Sheets**






FIG.1




FIG.2




FIG.3

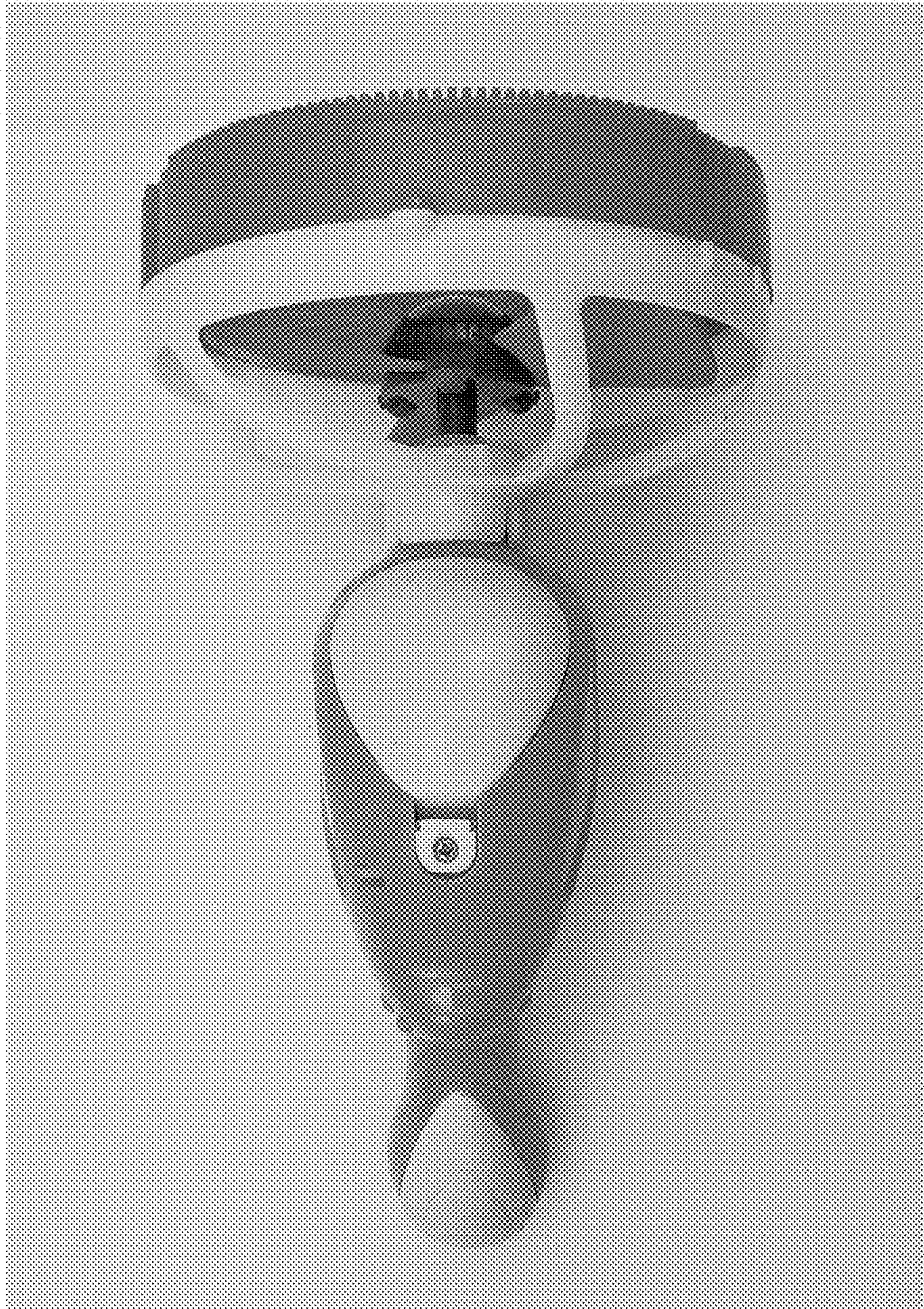


FIG.4



FIG.5




FIG.6




FIG.7