



US00D868866S

(12) **United States Design Patent**
Gable

(10) **Patent No.:** **US D868,866 S**

(45) **Date of Patent:** **** Dec. 3, 2019**

(54) **ROBOT**

(71) Applicant: **Covestro LLC**, Pittsburgh, PA (US)

(72) Inventor: **Steven Gable**, Boardman, OH (US)

(73) Assignee: **Covestro LLC**, Pittsburgh, PA (US)

(**) Term: **15 Years**

(21) Appl. No.: **29/643,443**

(22) Filed: **Apr. 9, 2018**

(51) **LOC (12) Cl.** **15-99**

(52) **U.S. Cl.**

USPC **D15/199**

(58) **Field of Classification Search**

USPC D15/199; D21/578-583, 621, 622

CPC B60B 19/006; B60B 19/024; B25J 5/007;

B25J 9/1664; B25J 9/1684; B23K 26/02;

H01F 7/0221; Y10S 901/01

See application file for complete search history.

(56) **References Cited**

U.S. PATENT DOCUMENTS

| | | | |
|--------------|---------|-----------------|---------|
| D246,126 S * | 10/1977 | Ogawa | D21/578 |
| D279,305 S * | 6/1985 | Murakami | D21/580 |
| D294,841 S * | 3/1988 | Beley | D21/578 |
| D296,347 S * | 6/1988 | Kanoh | D21/578 |
| D306,618 S * | 3/1990 | Doi | D21/578 |
| D306,622 S * | 3/1990 | Doi | D21/578 |
| D389,203 S * | 1/1998 | Glickman | D21/578 |
| D430,237 S * | 8/2000 | Kwok | D21/578 |
| D453,199 S * | 1/2002 | Sawai | D21/578 |
| D460,131 S * | 7/2002 | Koshiishi | D21/578 |
| D460,503 S * | 7/2002 | Koshiishi | D21/578 |
| D512,528 S * | 12/2005 | Lo | D26/57 |

| | | | |
|-------------------|---------|-----------------|-----------|
| D550,735 S * | 9/2007 | Takahashi | D15/199 |
| D593,164 S * | 5/2009 | Sonoda | D21/578 |
| D641,808 S * | 7/2011 | Matsuda | D15/199 |
| D677,743 S * | 3/2013 | Koshiishi | D15/199 |
| D680,177 S * | 4/2013 | Wong | D15/199 |
| D687,908 S * | 8/2013 | Hoang | D15/199 |
| D689,566 S * | 9/2013 | Wong | D15/199 |
| D696,324 S * | 12/2013 | Takahashi | D15/199 |
| D774,148 S * | 12/2016 | Hong | D21/578 |
| D794,692 S * | 8/2017 | Haranaka | D15/199 |
| D795,320 S * | 8/2017 | Liu | D15/199 |
| D795,321 S * | 8/2017 | Liu | D15/199 |
| D800,229 S * | 10/2017 | Baker | A63H 3/48 |
| | | | D21/587 |
| D804,586 S * | 12/2017 | Brannon | D21/578 |
| D812,122 S * | 3/2018 | Clerc | D15/199 |
| D835,214 S * | 12/2018 | Xiong | D21/578 |
| D838,759 S * | 1/2019 | Kowalski | D15/199 |
| D841,708 S * | 2/2019 | Koshiishi | D15/199 |
| 2016/0361813 A1 * | 12/2016 | Fei | B25J 9/08 |

* cited by examiner

Primary Examiner — Patricia A Palasik

(74) *Attorney, Agent, or Firm* — John E. Mrozinski, Jr.

(57) **CLAIM**

The ornamental design for a robot, as shown and described.

DESCRIPTION

FIG. 1 illustrates a front perspective view of the robot of the present invention;

FIG. 2 illustrates a front view thereof;

FIG. 3 illustrates a rear view thereof;

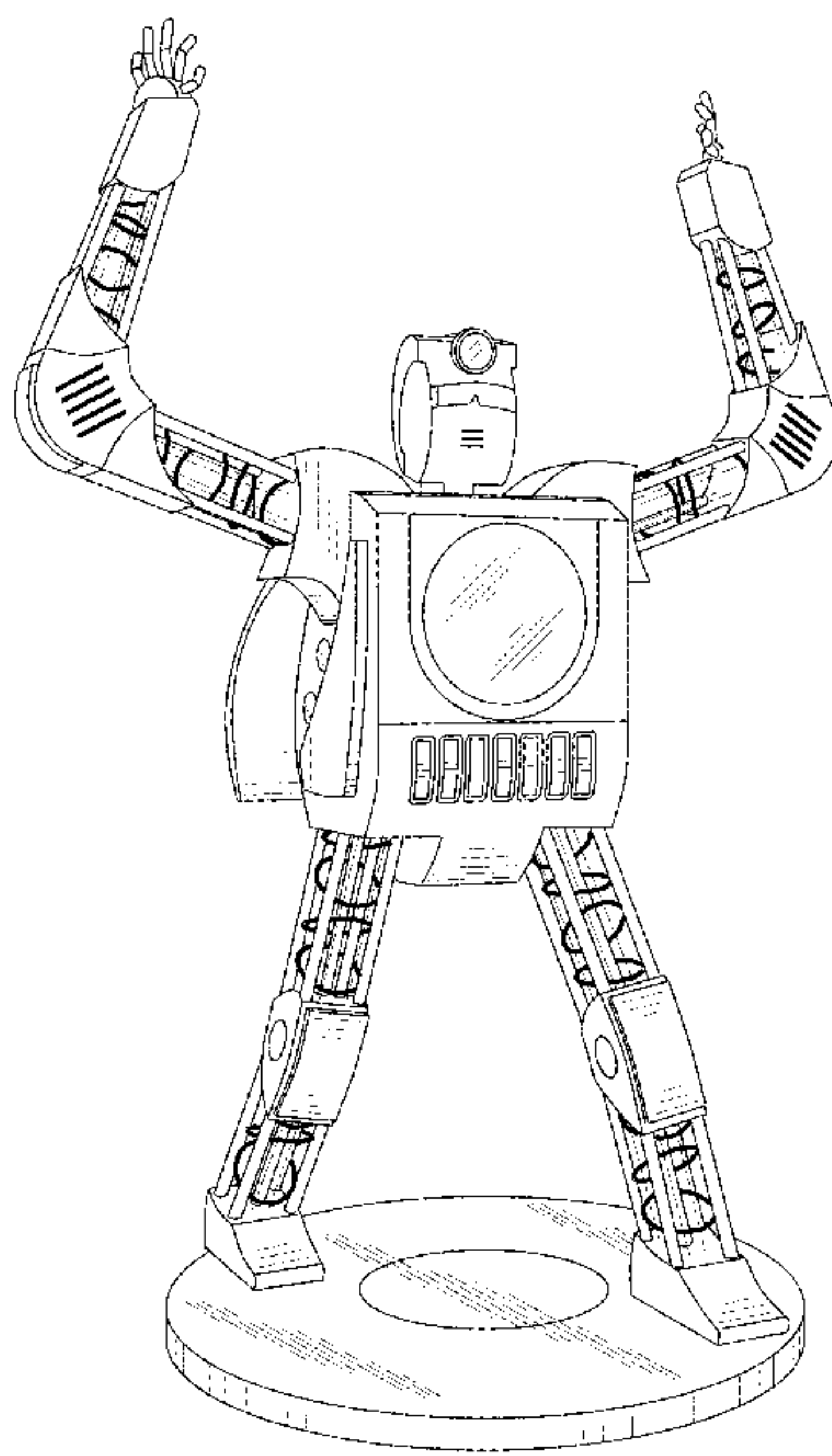
FIG. 4 illustrates a top view thereof;

FIG. 5 illustrates a bottom view thereof;

FIG. 6 illustrates a first side view thereof; and,

FIG. 7 illustrates a second side view thereof.

1 Claim, 7 Drawing Sheets



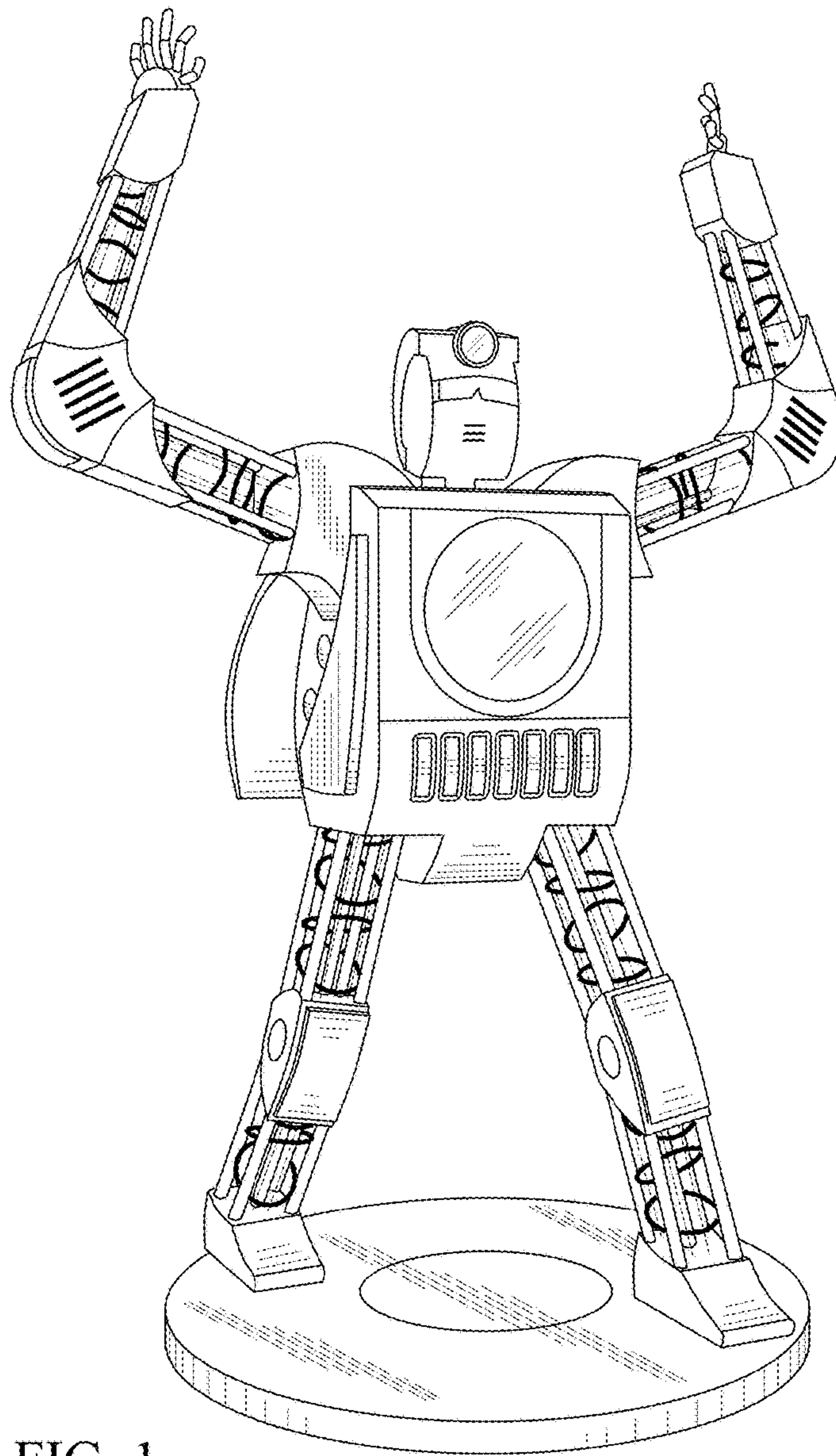


FIG. 1




FIG. 2

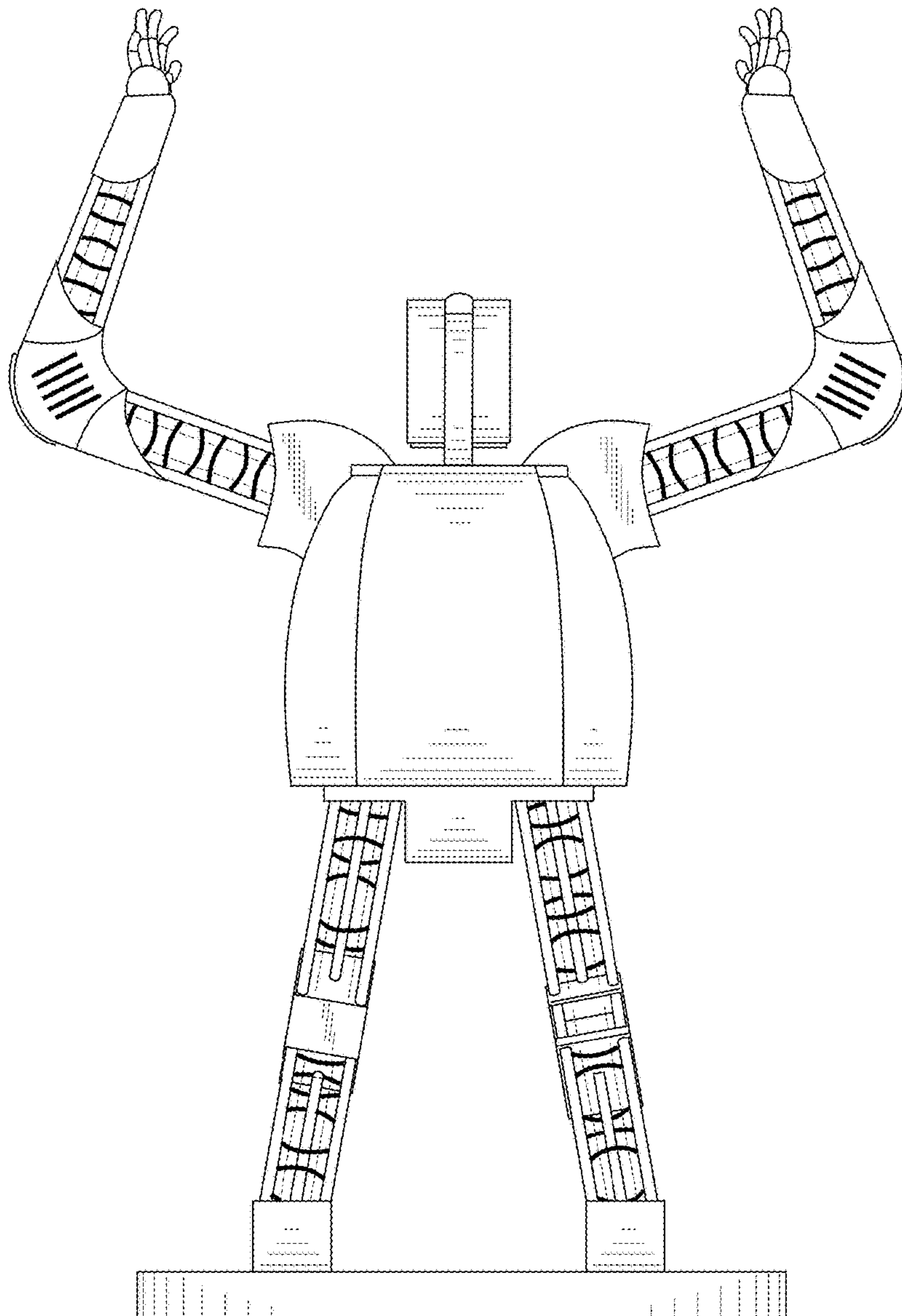


FIG. 3

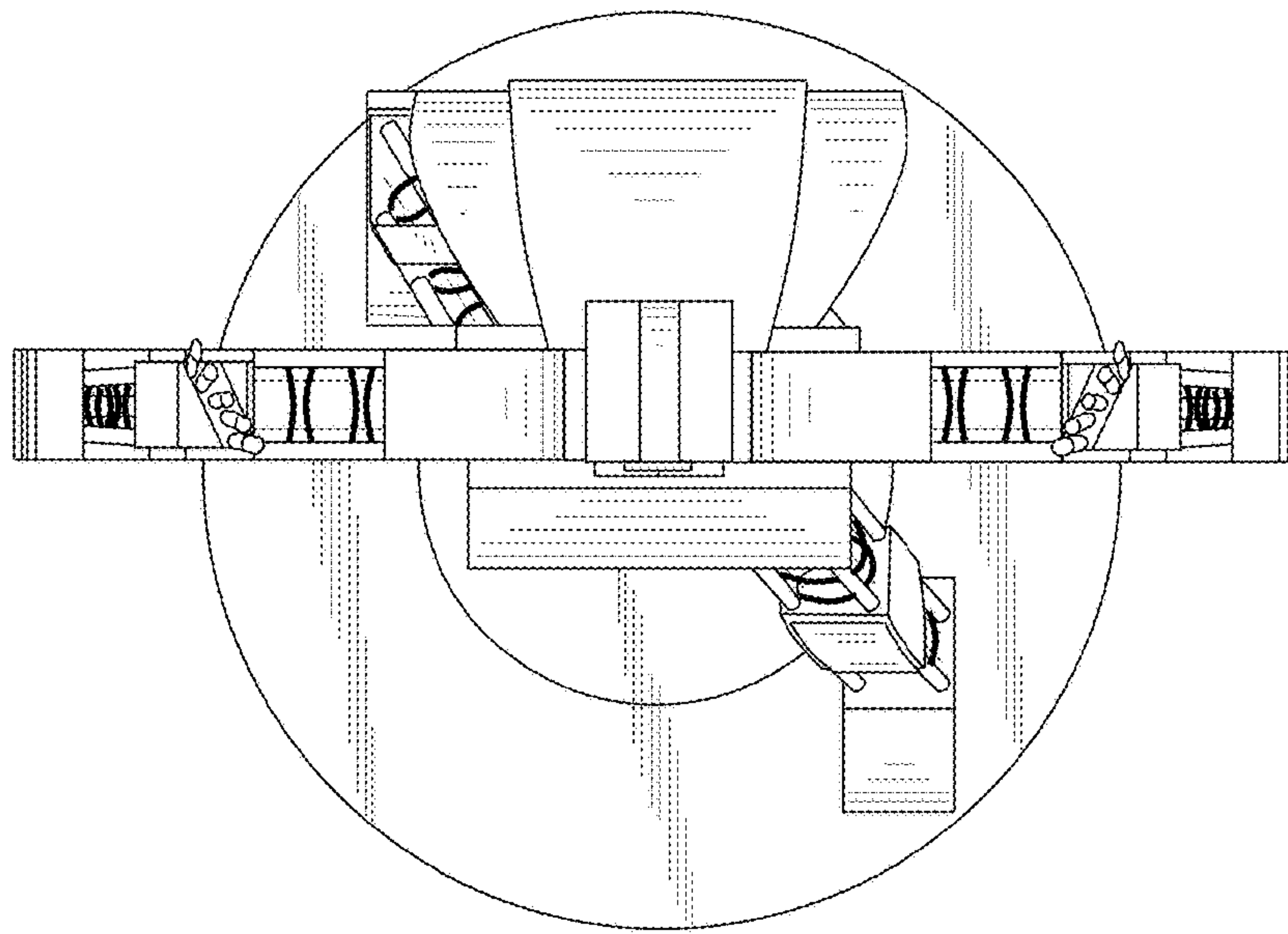


FIG. 4

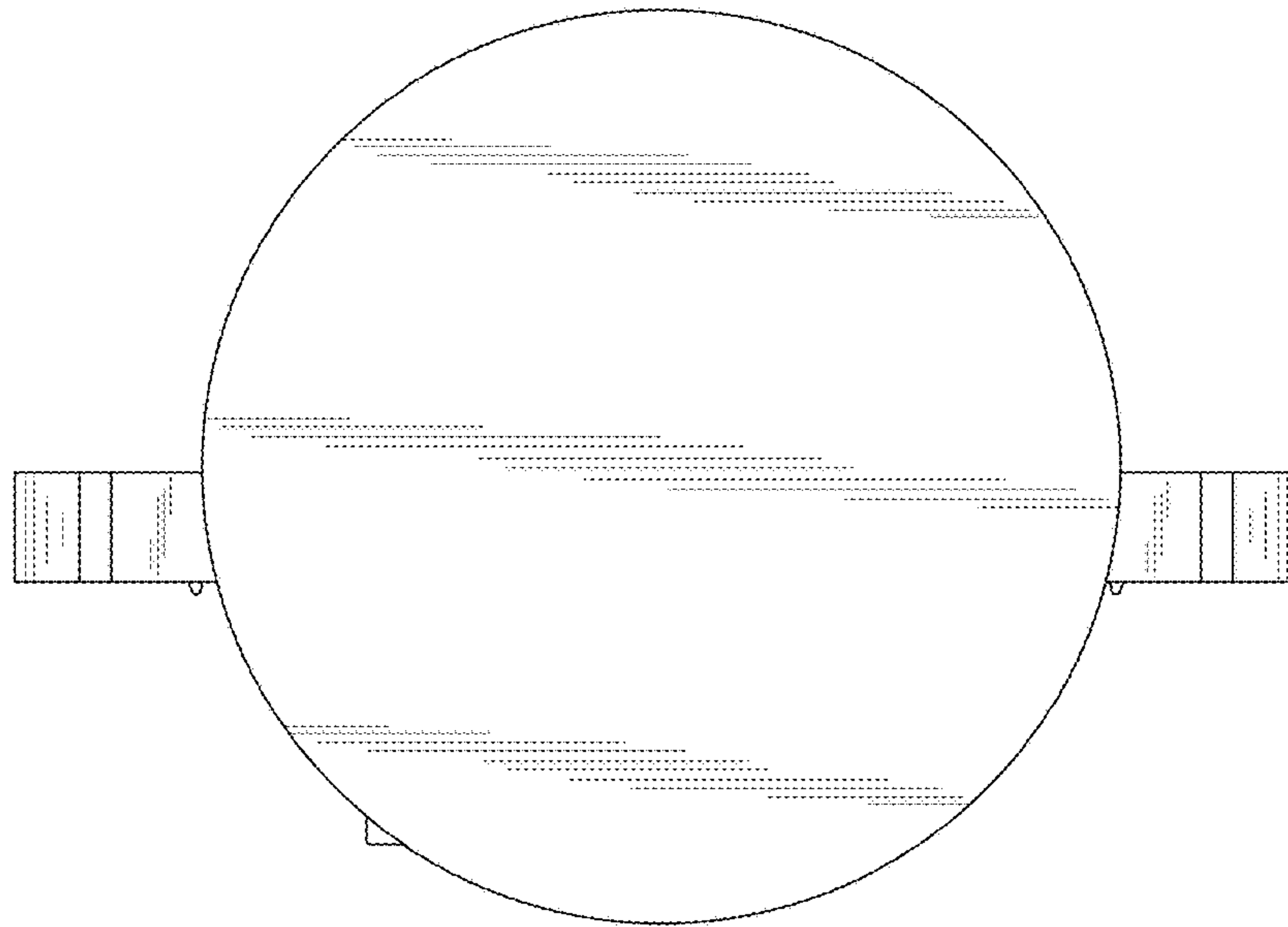


FIG. 5

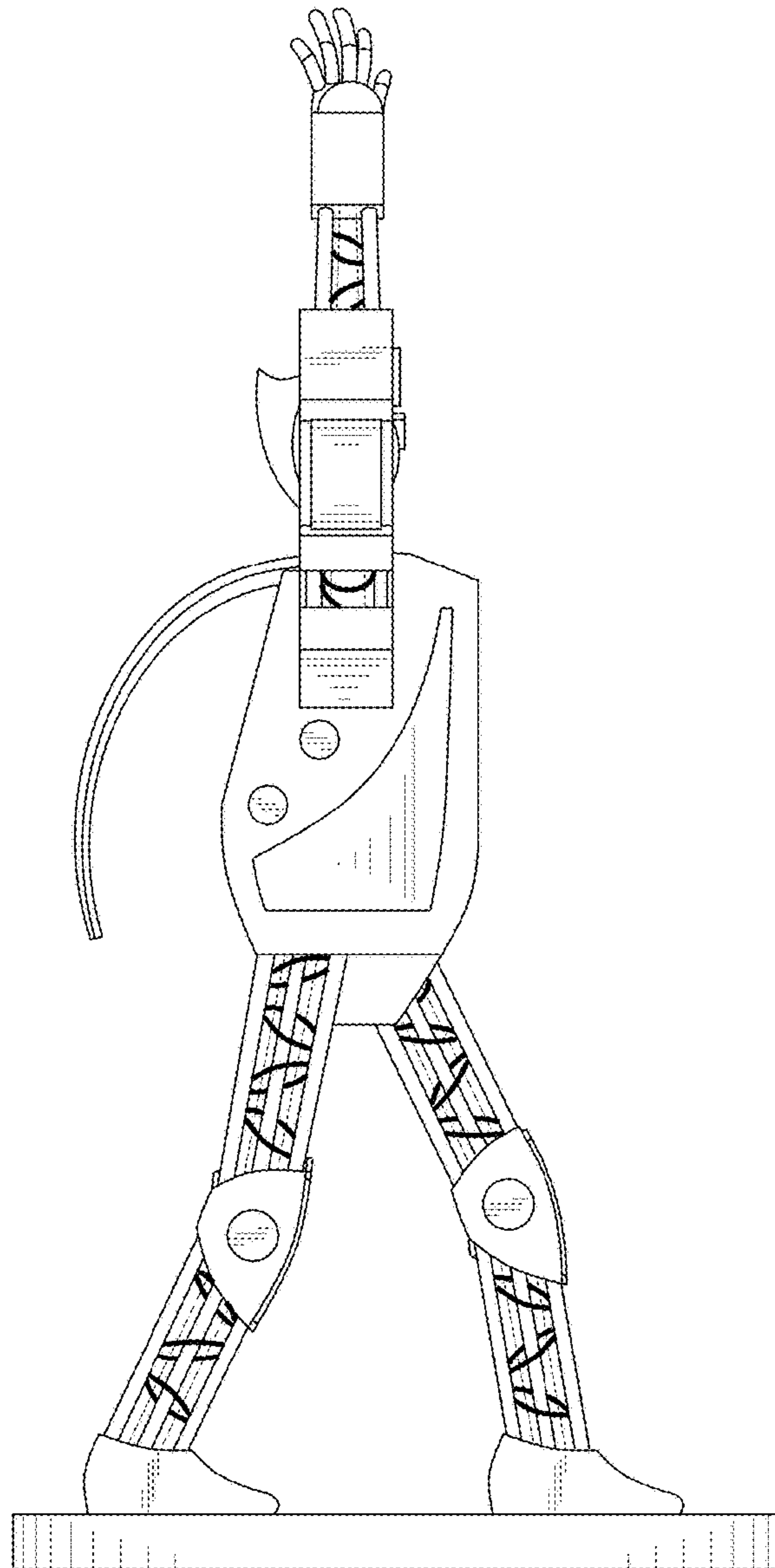


FIG. 6

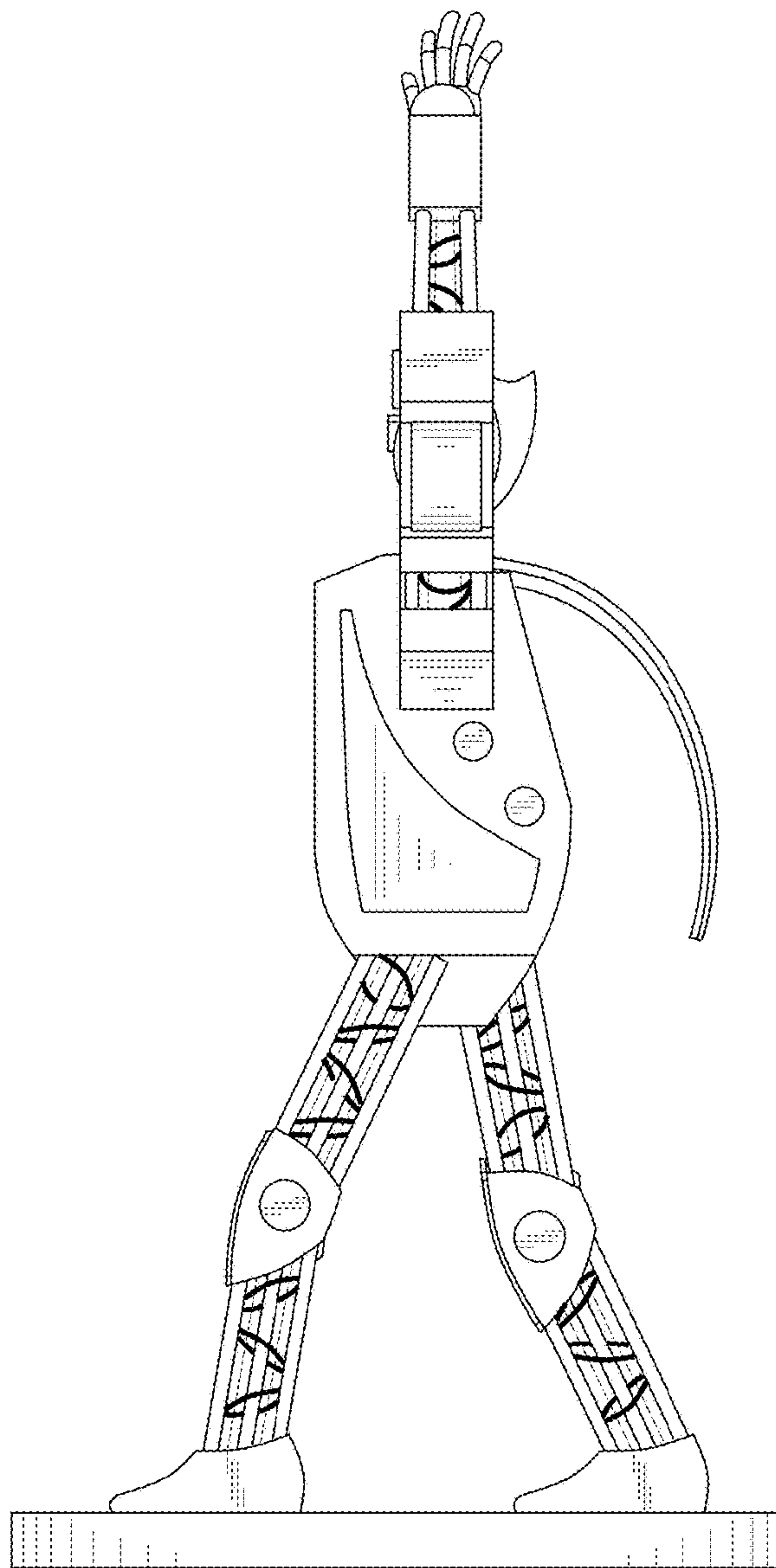


FIG. 7