



US00D868859S

(12) **United States Design Patent**
Buehring et al.

(10) **Patent No.:** **US D868,859 S**

(45) **Date of Patent:** **** Dec. 3, 2019**

(54) **SIDE PANEL FOR HIGH CAPACITY DISPENSING UNIT**

(71) Applicants: **Baron Buehring**, Gurnee, IL (US);
Daniel Salinas, Jr., Gurnee, IL (US)

(72) Inventors: **Baron Buehring**, Gurnee, IL (US);
Daniel Salinas, Jr., Gurnee, IL (US)

(**) Term: **15 Years**

(21) Appl. No.: **29/650,932**

(22) Filed: **Jun. 11, 2018**

(51) **LOC (12) Cl.** **15-09**

(52) **U.S. Cl.**
USPC **D15/145**

(58) **Field of Classification Search**
USPC D8/349, 354, 382; D15/122, 138, 145,
D15/146, 199
CPC B65B 11/04; B65B 25/24; B65B 51/10;
G16H 20/13
See application file for complete search history.

(56) **References Cited**

U.S. PATENT DOCUMENTS

| | | | | | | |
|-----------|----|---|---------|------------|-------|-------------|
| D248,274 | S | * | 6/1978 | Kingston | | D8/354 |
| 5,282,347 | A | * | 2/1994 | Cleine | | B65B 25/24 |
| | | | | | | 53/204 |
| 5,447,014 | A | * | 9/1995 | Adams | | B65B 19/226 |
| | | | | | | 53/463 |
| 5,755,083 | A | * | 5/1998 | Cleine | | B65B 11/04 |
| | | | | | | 53/204 |
| D434,304 | S | * | 11/2000 | Willett | | D8/354 |
| D434,639 | S | * | 12/2000 | Willett | | D8/354 |
| 6,192,653 | B1 | * | 2/2001 | Maekawa | | B65B 11/04 |
| | | | | | | 53/204 |
| 6,305,145 | B2 | * | 10/2001 | Suolahti | | B65B 25/24 |
| | | | | | | 53/64 |
| 6,594,976 | B1 | * | 7/2003 | Chikamitsu | | B65B 25/14 |
| | | | | | | 100/12 |

| | | | | | | |
|-----------|----|---|---------|---------------|-------|---------|
| D483,651 | S | * | 12/2003 | Sander | | D8/349 |
| D598,273 | S | * | 8/2009 | Nerskov | | D8/354 |
| D684,147 | S | * | 6/2013 | Stifal | | D14/239 |
| 8,650,836 | B2 | | 2/2014 | Albert et al. | | |
| D787,917 | S | * | 5/2017 | Kennelly | | D8/354 |
| D841,434 | S | * | 2/2019 | Vrame | | D8/354 |

(Continued)

Primary Examiner — Patricia A Palasik

(74) *Attorney, Agent, or Firm* — Lesley A. Wallerstein, LLC

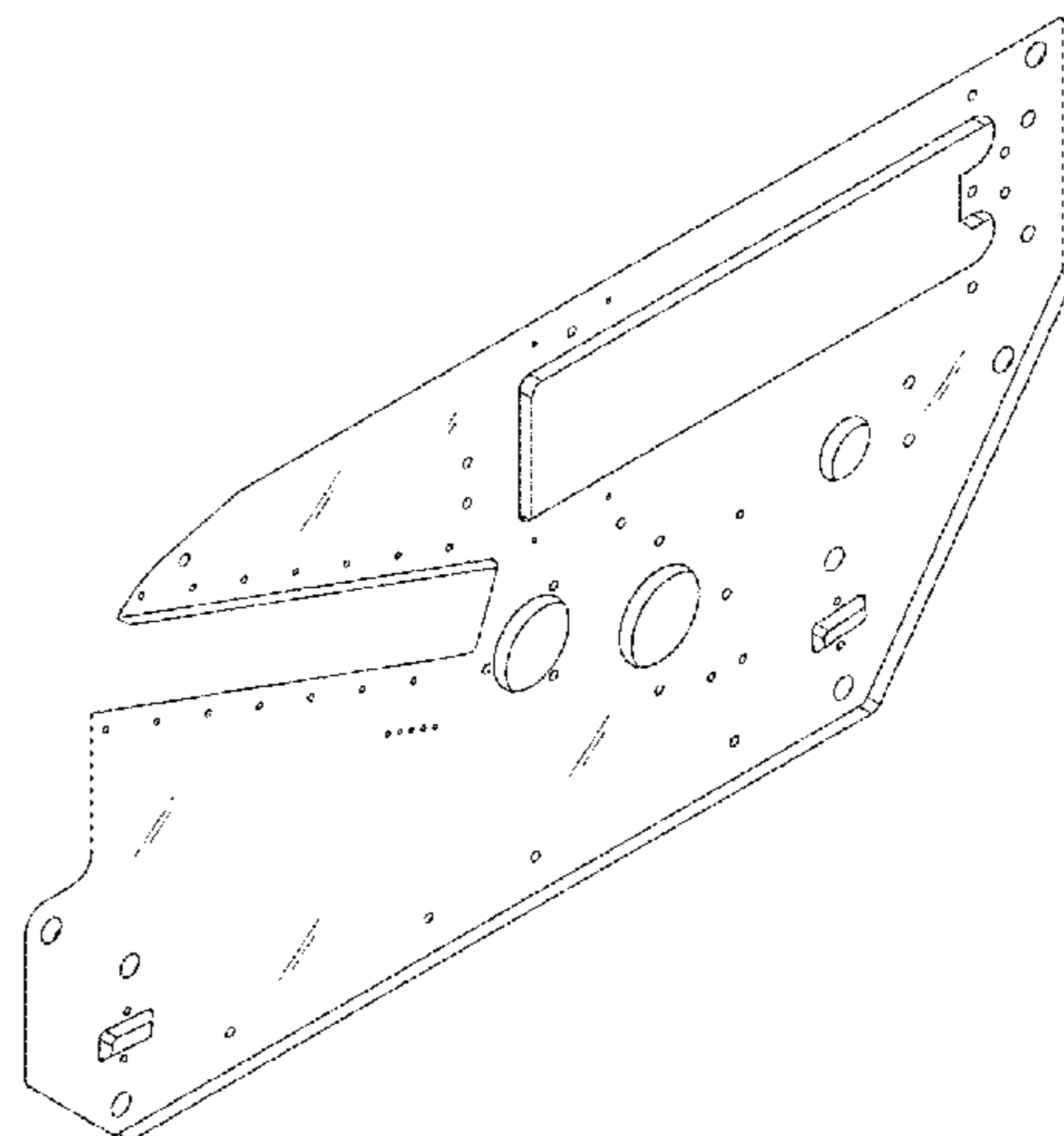
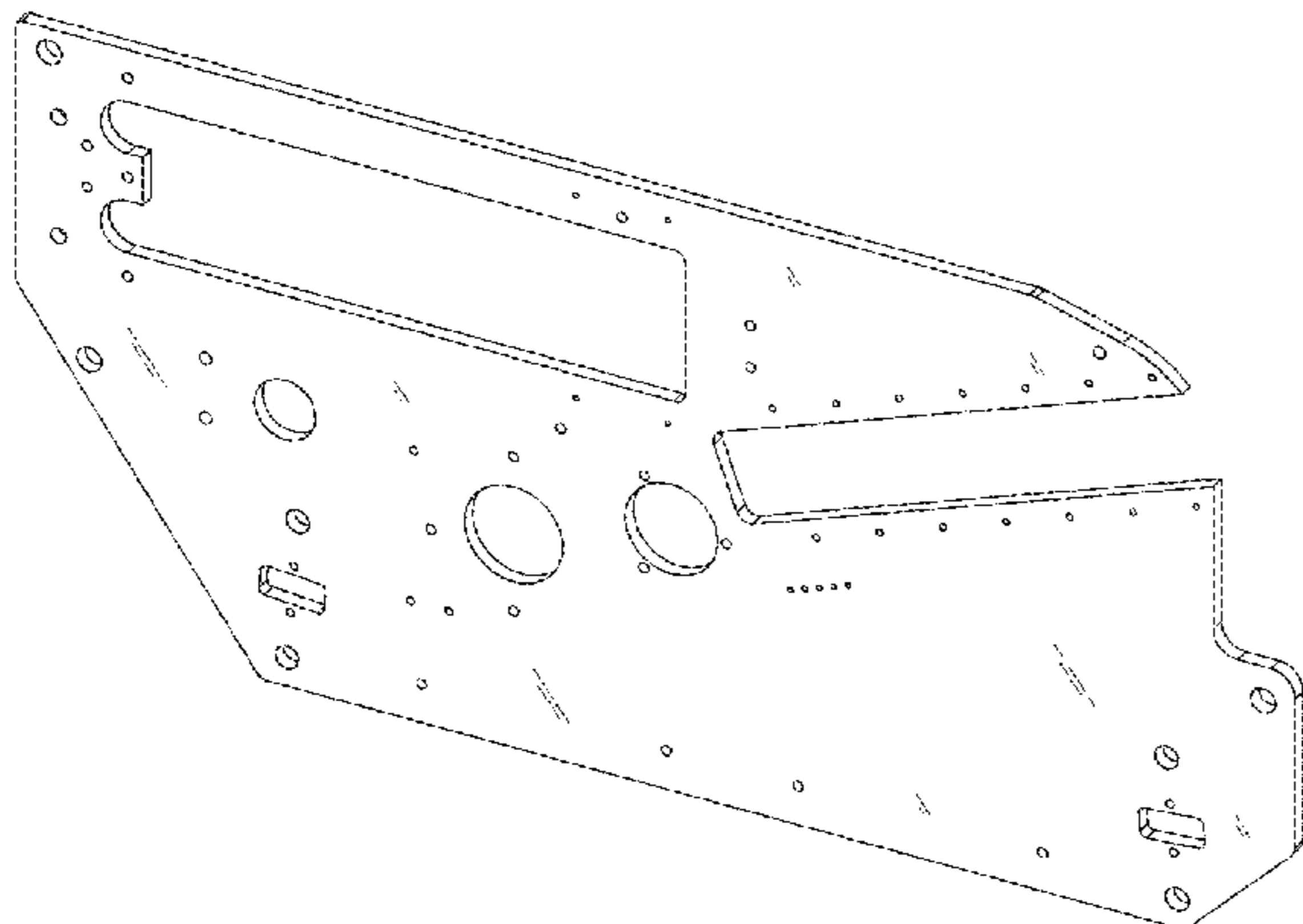
(57) **CLAIM**

The ornamental design for a side panel for high capacity dispensing units, as shown and described.

DESCRIPTION

FIG. 1 is a front perspective view of a side panel for high capacity dispensing units of FIG. 1.
 FIG. 2 is a back perspective view of the side panel for high capacity dispensing units of FIG. 1.
 FIG. 3 is a front view of the sheet of the side panel for high capacity dispensing units of FIG. 1.
 FIG. 4 is a back view of the side panel for high capacity dispensing units of FIG. 1.
 FIG. 5 is a left side view of the side panel for high capacity dispensing units of FIG. 1.
 FIG. 6 is a right side view of the side panel for high capacity dispensing units of FIG. 1.
 FIG. 7 is a top view of the side panel for high capacity dispensing units of FIG. 1.
 FIG. 8 is a bottom view of the side panel for high capacity dispensing units of FIG. 1; and,
 FIG. 9 is a front perspective view of the side panel for high capacity dispensing units of FIG. 1, showing how it is assembled into a high capacity dispensing unit. The parts of the high capacity dispensing unit other than the side panel are drawn in phantom for environmental purposes only and are not claimed as part of this invention.

1 Claim, 5 Drawing Sheets



(56)

References Cited

U.S. PATENT DOCUMENTS

2002/0077056 A1* 6/2002 Abe G07D 9/008
453/33
2003/0116584 A1* 6/2003 Gutierrez B67D 1/0004
222/1
2008/0168643 A1* 7/2008 Albert B65B 11/04
29/402.08
2015/0245563 A1* 9/2015 Heaney A01F 15/071
53/52

* cited by examiner

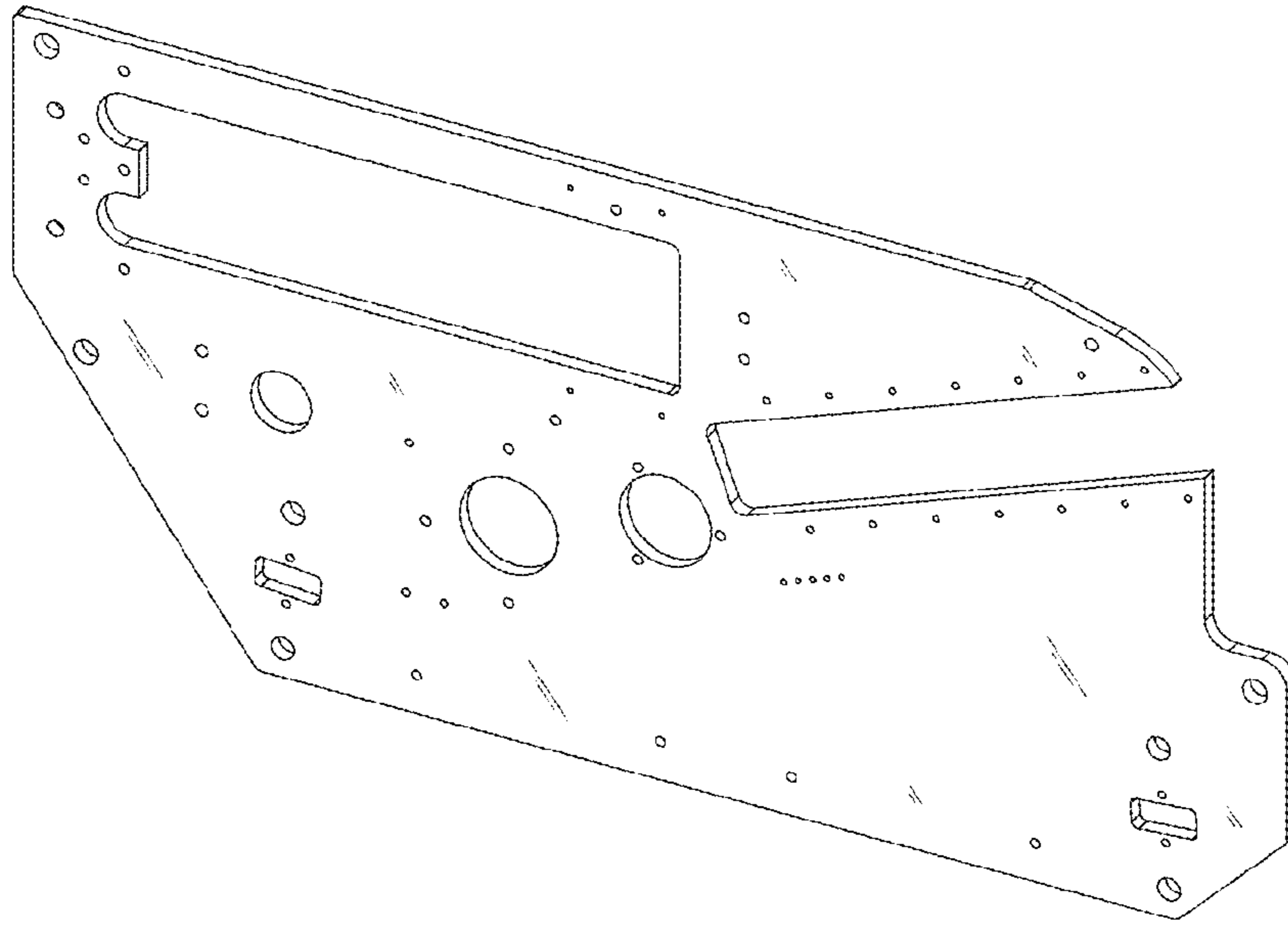


FIG. 1

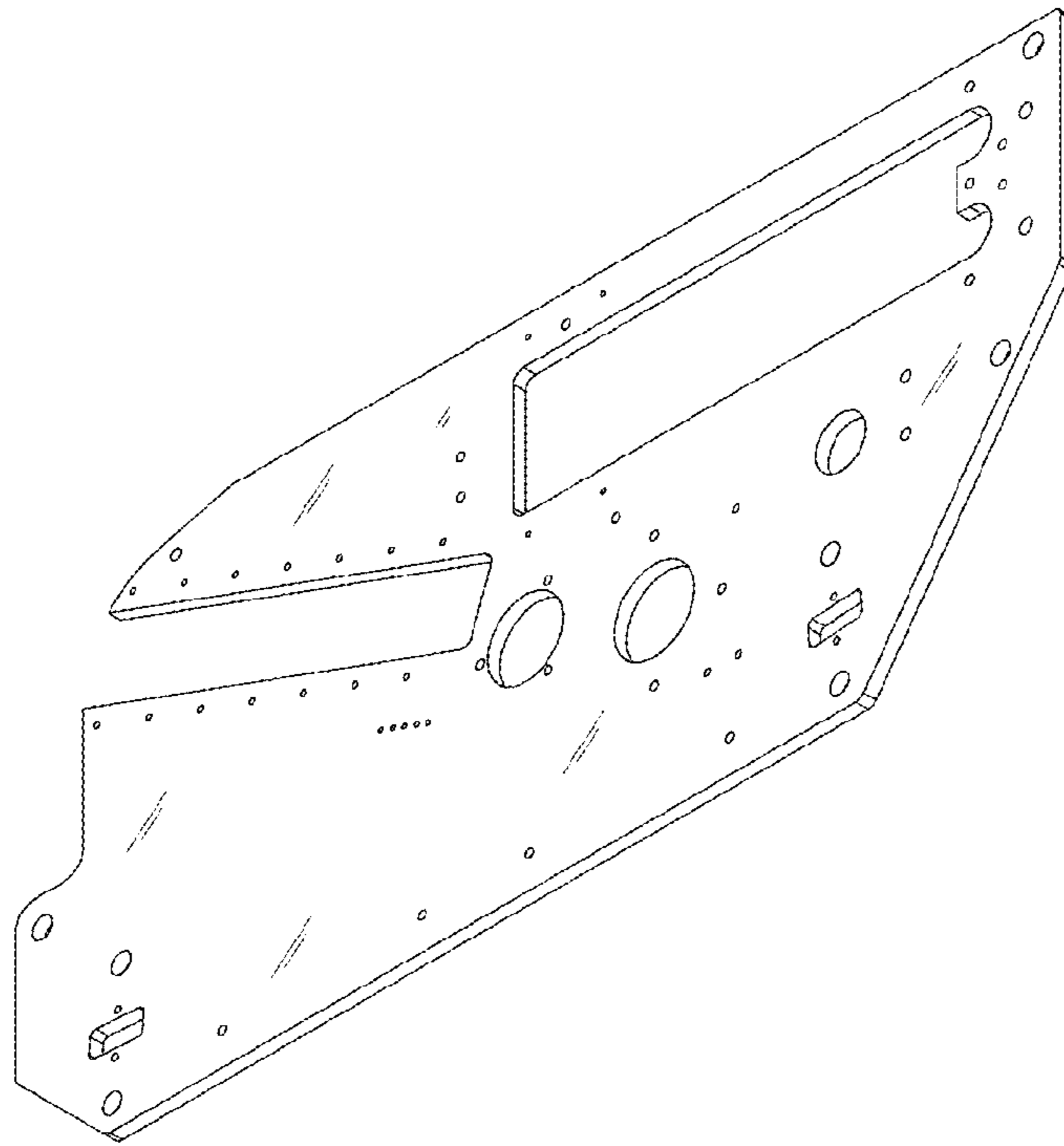


FIG. 2

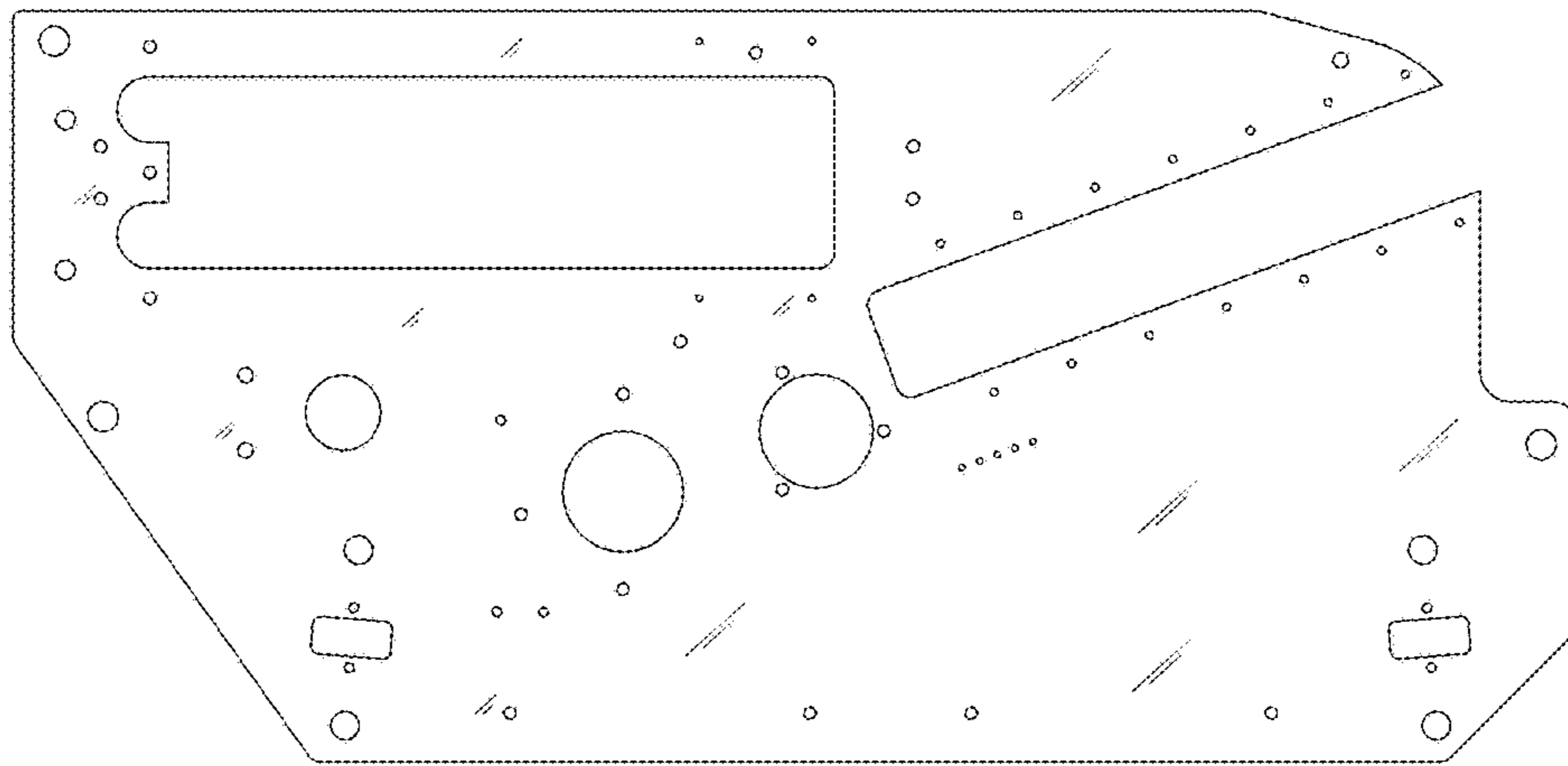


FIG. 3

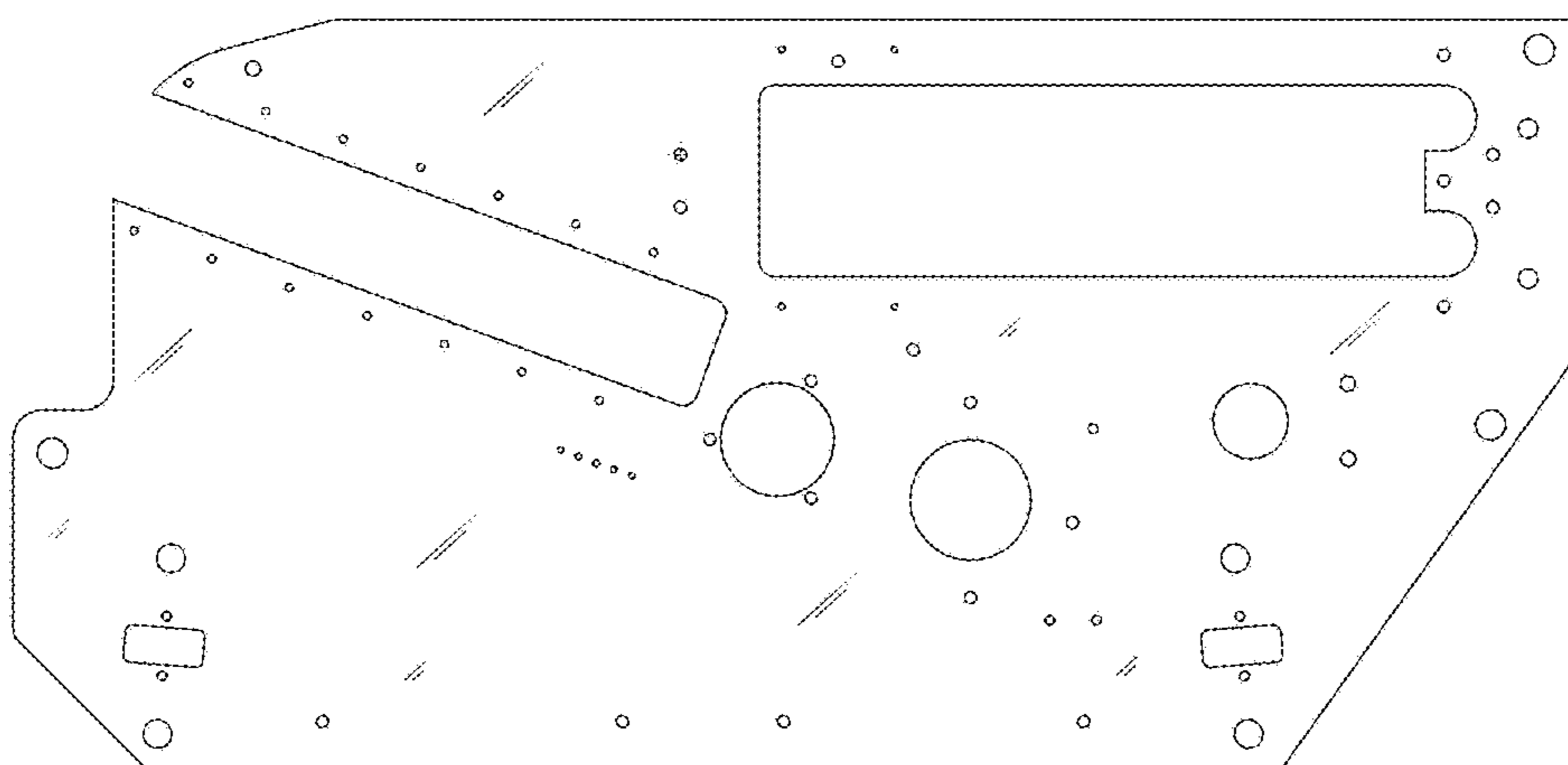


FIG. 4



FIG. 5

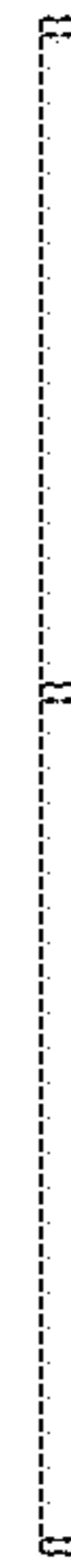


FIG. 6




FIG. 7



FIG. 8

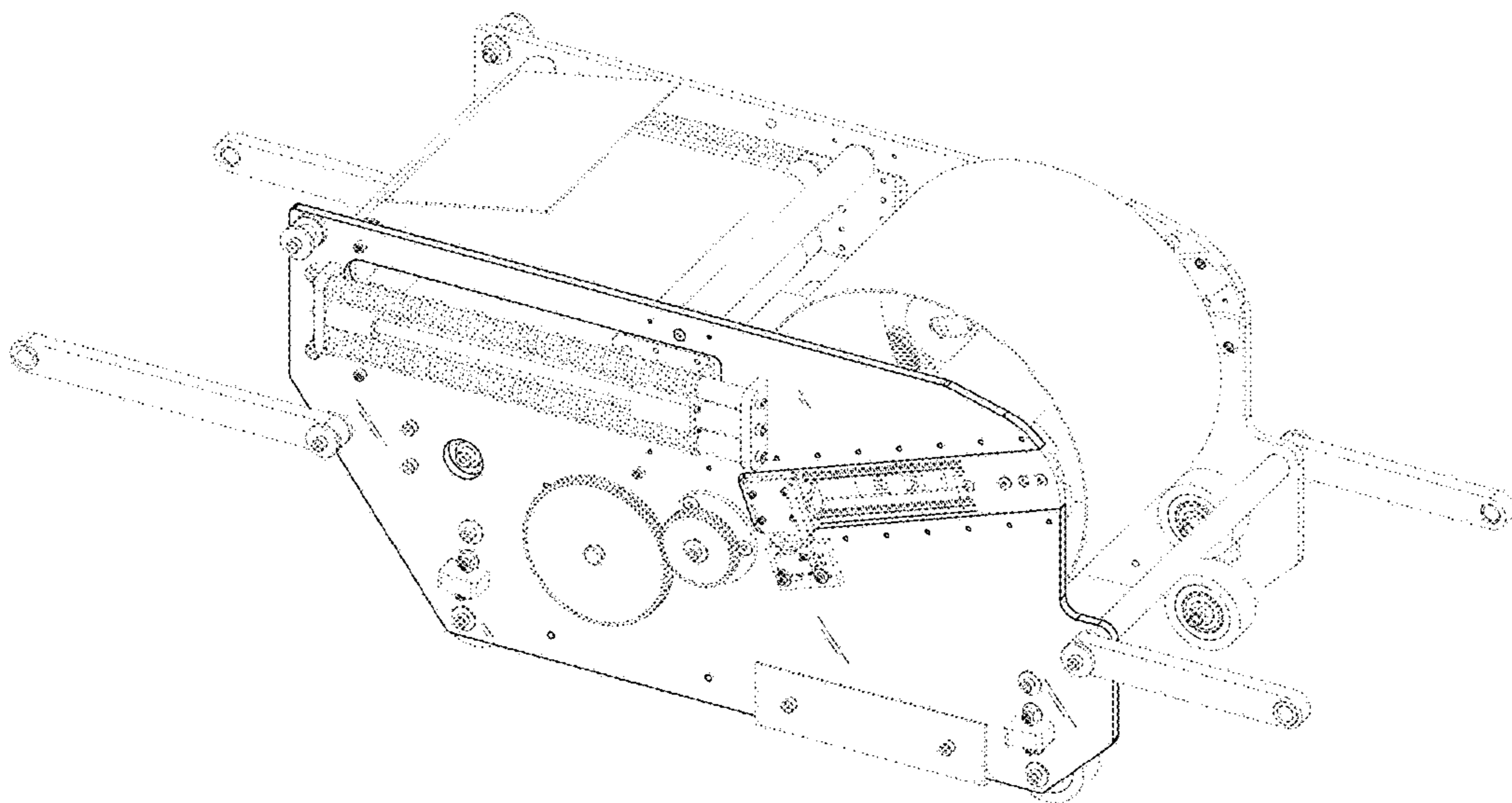


FIG. 9