



US00D868821S

(12) **United States Design Patent** (10) **Patent No.:** **US D868,821 S**
Ueno (45) **Date of Patent:** **** Dec. 3, 2019**

(54) **COMPUTER SCREEN WITH GRAPHICAL USER INTERFACE**

(71) Applicant: **SUSTAINABLE MEDICINE, INC.,**
Tokyo (JP)

(72) Inventor: **Taro Ueno**, Tokyo (JP)

(73) Assignee: **SUSTAINABLE MEDICINE, INC.,**
Tokyo (JP)

(**) Term: **15 Years**

(21) Appl. No.: **35/505,406**

(22) Filed: **Dec. 19, 2017**

(80) **Hague Agreement Data**

Int. Filing Date: **Dec. 19, 2017**

Int. Reg. No.: **DM/102036**

Int. Reg. Date: **Dec. 19, 2017**

Int. Reg. Pub. Date: **Aug. 3, 2018**

(30) **Foreign Application Priority Data**

Jun. 27, 2017 (JP) 2017-013788

(51) **LOC (12) Cl.** **14-04**

(52) **U.S. Cl.**
USPC **D14/486**

(58) **Field of Classification Search**

USPC D14/485-495

CPC G06F 3/048; G06F 3/0481; G06F 3/04812;
G06F 3/04815; G06F 3/04817; G06F
3/0482; G06F 3/0483; G06F 3/0484;
G06F 3/04842; G06F 3/04845; G06F
3/04847; G06F 3/0485; G06F 3/04855;
G06F 3/0486; G06F 3/0487; G06F
3/0488; G06F 3/04883; G06F 3/04886

See application file for complete search history.

(56) **References Cited**

U.S. PATENT DOCUMENTS

D741,882	S	*	10/2015	Shmilov	D14/486
D749,623	S	*	2/2016	Gray	D14/488
D750,129	S	*	2/2016	Kwon	D14/490
D755,196	S	*	5/2016	Meyers	D14/485
D756,373	S	*	5/2016	Raskin	D14/485
D757,028	S	*	5/2016	Goldenberg	D14/485
D759,063	S	*	6/2016	Chen	D14/486
D763,277	S	*	8/2016	Ahmed	D14/485
D767,624	S	*	9/2016	Lee	D14/485
D768,152	S	*	10/2016	Gutierrez	D14/485
D770,476	S	*	11/2016	Jitkoff	D14/485
D771,116	S	*	11/2016	Dellinger	D14/486
D776,683	S	*	1/2017	Gobinski	D14/485
D786,280	S	*	5/2017	Ma	D14/486
D786,896	S	*	5/2017	Kim	D14/485
D788,123	S	*	5/2017	Shan	D14/485
D788,792	S	*	6/2017	Alessandri	D14/485
D798,886	S	*	10/2017	Prophete	D14/485
D800,742	S	*	10/2017	Rhodes	D14/485

(Continued)

Primary Examiner — Melanie H Tung

Assistant Examiner — Bao-Yen T Nguyen

(74) *Attorney, Agent, or Firm* — Polsinelli PC

(57) **CLAIM**


The ornamental design for a computer screen with graphical user interface, as shown and described.

DESCRIPTION

1. Computer screen with graphical user interface
- 1.1: is a Front view of the computer screen with graphical user interface showing our new design;
- 1.2: is a Top view thereof;
- 1.3: is a Right view thereof.

The broken lines illustrate the computer screen and form no part of the claimed design. The other broken lines illustrating the computer is for environmental purposes and form no part of the claimed design. The broken lines illustrate portions of the graphical user interface and form no part of the claimed design.

1 Claim, 3 Drawing Sheets



(56)

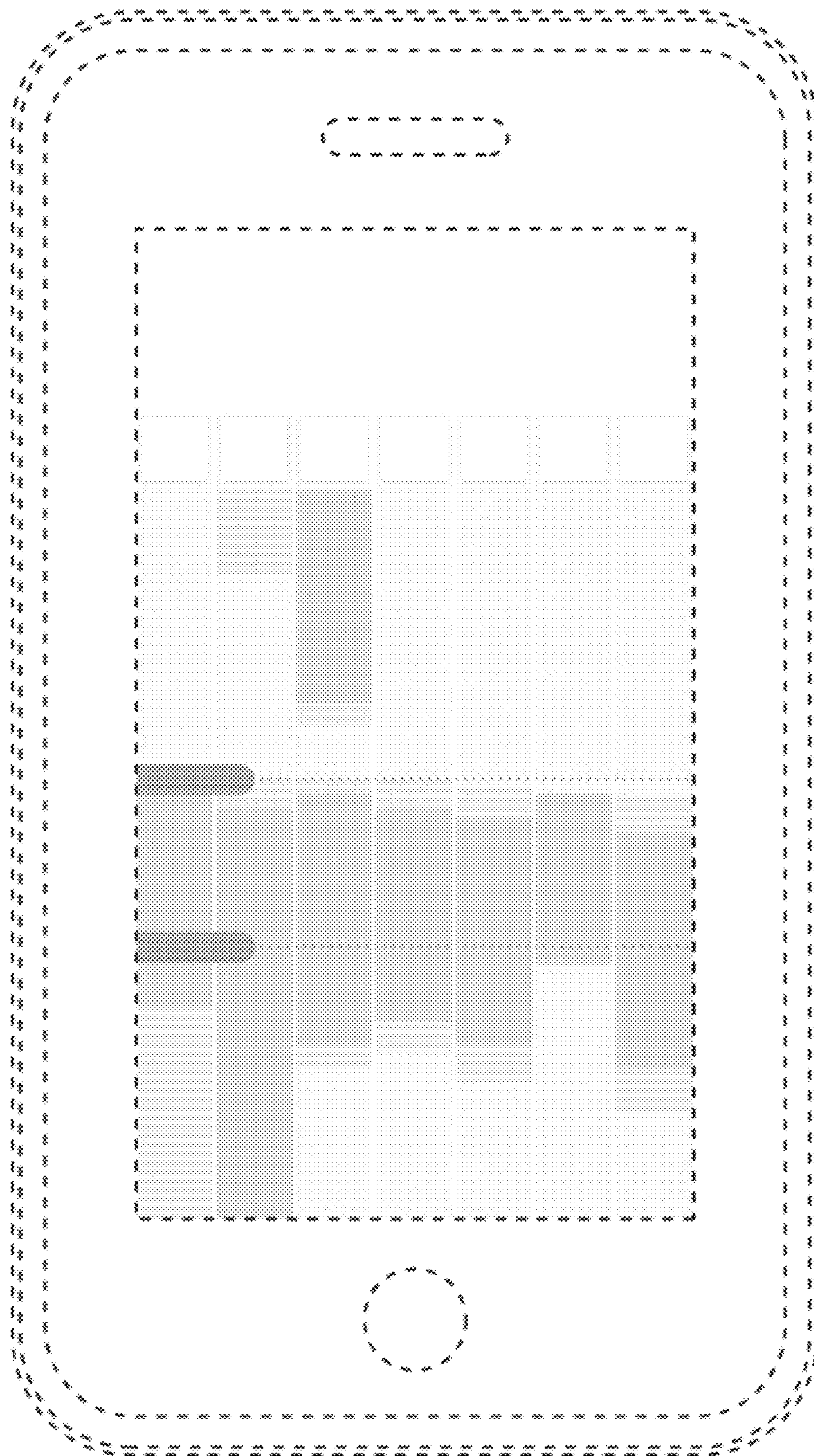
References Cited

U.S. PATENT DOCUMENTS


D800,744 S *	10/2017	Jitkoff	D14/485
D803,235 S *	11/2017	Markson	D14/485
D806,108 S *	12/2017	Day	D14/486
2010/0005035 A1 *	1/2010	Carpenter	G06Q 40/00 705/36 R

* cited by examiner

1.1



1.2



1.3

