

US00D868795S

(12) **United States Design Patent** (10) **Patent No.:** **US D868,795 S**  
**Jun** (45) **Date of Patent:** **\*\* Dec. 3, 2019**

(54) **USB MEMORY**

D804,491 S \* 12/2017 Lin ..... D14/480.3  
D827,649 S \* 9/2018 Shim ..... D14/435.1  
2009/0275224 A1\* 11/2009 Ni ..... G06K 19/041  
439/131

(71) Applicant: **SAMSUNG ELECTRONICS CO., LTD.**, Suwon-si (KR)

(72) Inventor: **Gye-jin Jun**, Seongnam-si (KR)

(73) Assignee: **SAMSUNG ELECTRONICS CO., LTD.**, Suwon-si (KR)

(\*\*) Term: **15 Years**

(21) Appl. No.: **29/658,751**

(22) Filed: **Aug. 2, 2018**

(30) **Foreign Application Priority Data**

Feb. 14, 2018 (KR) ..... 30-2018-0008136

(51) **LOC (12) Cl.** ..... **14-03**

(52) **U.S. Cl.**  
USPC ..... **D14/480.6**

(58) **Field of Classification Search**  
USPC ..... D14/480.1–480.7, 435.1, 411, 433, 436,  
D14/484.1, 137, 155, 203.1–203.8, 240,  
D14/242; D13/133, 154

CPC ..... H05K 5/0278; G06K 19/07732  
See application file for complete search history.

(56) **References Cited**

**U.S. PATENT DOCUMENTS**

D541,797 S \* 5/2007 Chen ..... D14/480.3  
D563,954 S \* 3/2008 Buchanon ..... D14/480.7  
D602,939 S \* 10/2009 Andre ..... D14/480.1  
D611,946 S \* 3/2010 Wisniewski ..... D14/480.5  
D702,246 S \* 4/2014 Hoffart ..... D14/480.1  
D706,787 S \* 6/2014 Emami ..... D14/480.7  
D757,734 S \* 5/2016 Emami ..... D14/480.7  
D759,661 S \* 6/2016 Liao ..... D14/480.7  
D798,882 S \* 10/2017 Kurata ..... D14/480.7

**FOREIGN PATENT DOCUMENTS**

TW D160833 6/2014

**OTHER PUBLICATIONS**

Communication dated Nov. 16, 2018 by the Taiwan Intellectual Property Office in counterpart Taiwanese Patent Application No. 107304572.

\* cited by examiner

*Primary Examiner* — Angela J Lee

(74) *Attorney, Agent, or Firm* — Sughrue Mion, PLLC

(57) **CLAIM**

The ornamental design for a USB memory, as shown and described.

**DESCRIPTION**

FIG. 1 is a perspective view of a universal serial bus (USB) memory showing our new design.

FIG. 2 is a front elevation view thereof.

FIG. 3 is a rear elevation view thereof.

FIG. 4 is a left side elevation view thereof.

FIG. 5 is a right side elevation view thereof.

FIG. 6 is a top plan view thereof.

FIG. 7 is a bottom plan view thereof.

FIG. 8 is a perspective view of the USB memory with a upper portion rotated; and,

FIG. 9 is a perspective view of the USB memory with a lower portion rotated.

The features of the USB memory shown in broken lines form no part of the claimed design.

**1 Claim, 8 Drawing Sheets**

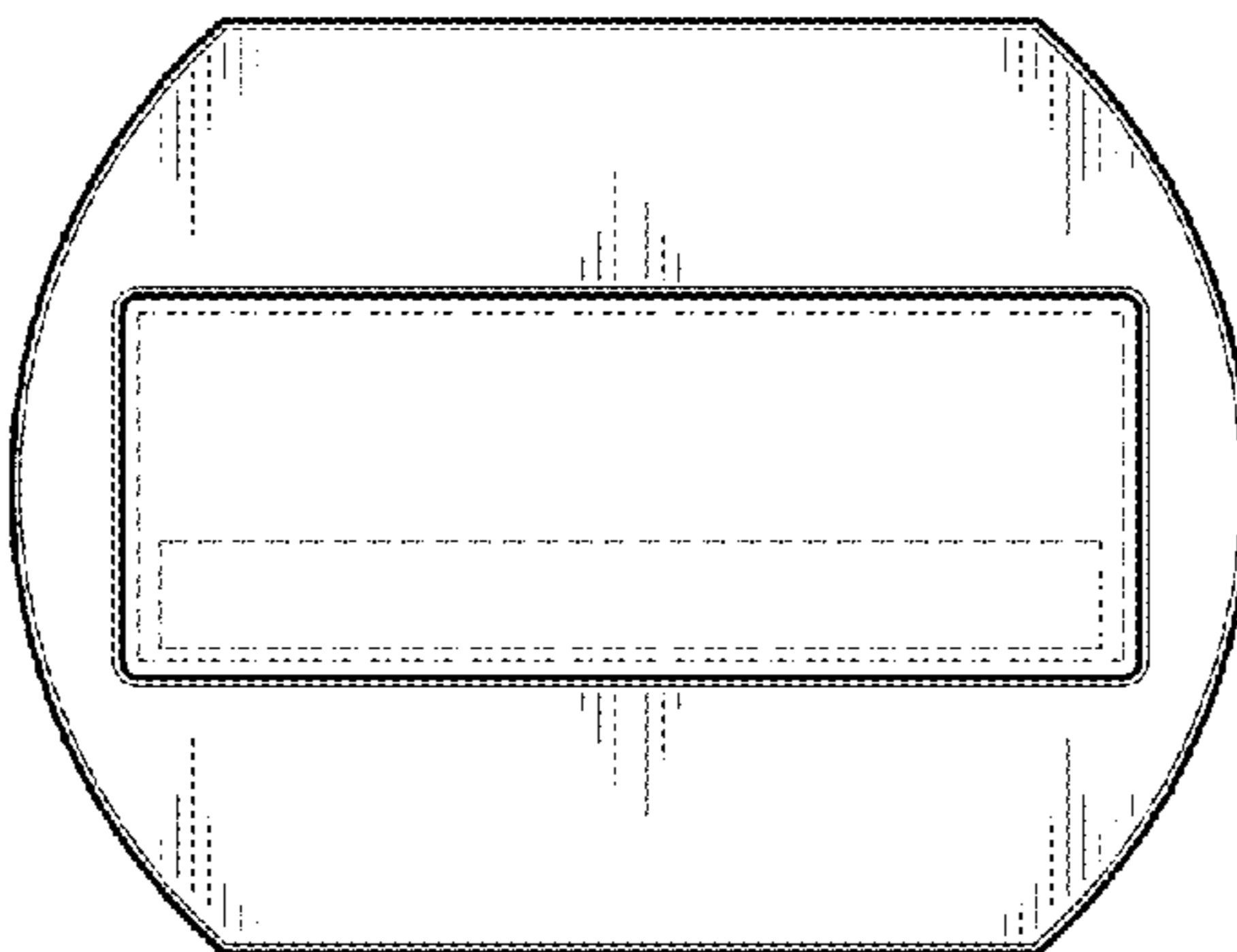


FIG. 1

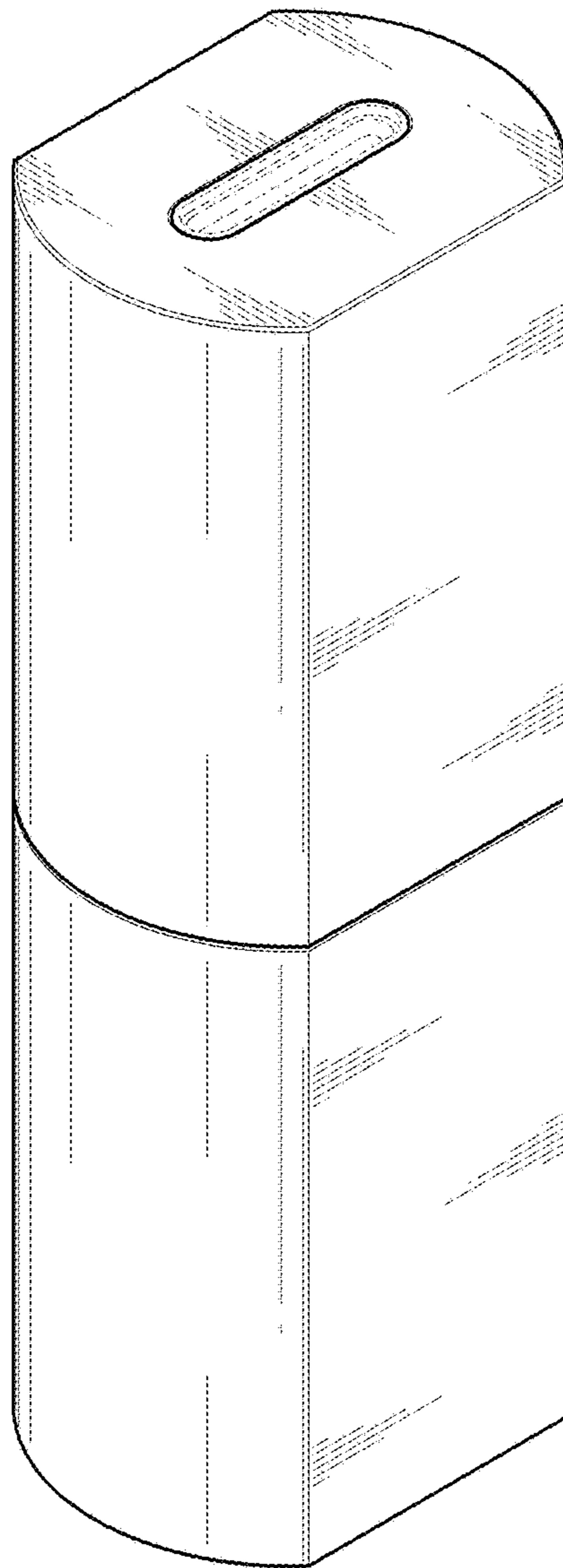


FIG. 2

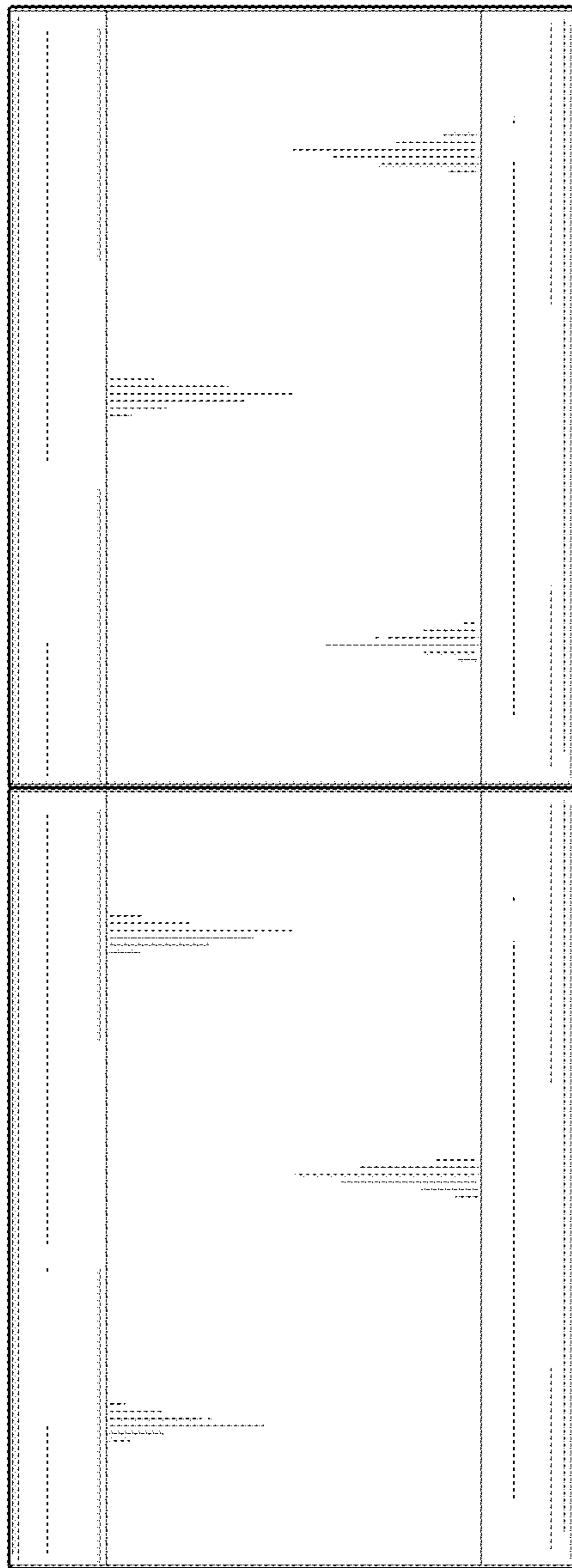


FIG. 3

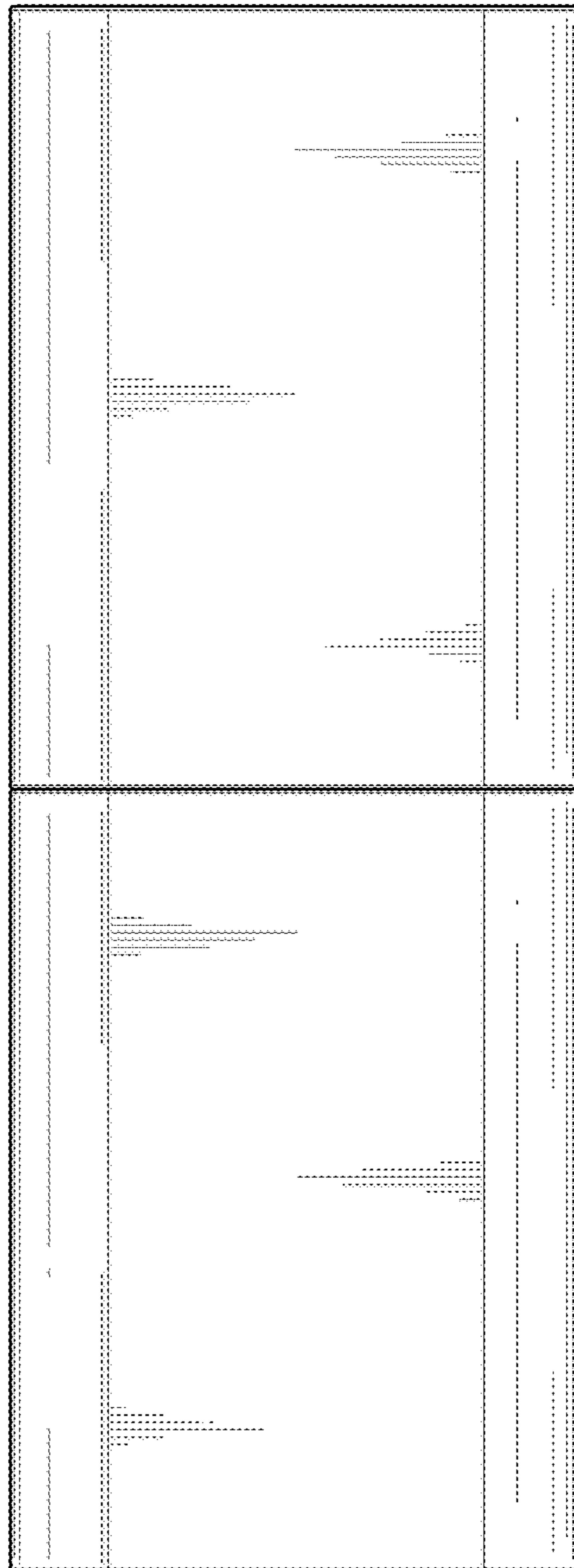


FIG. 4

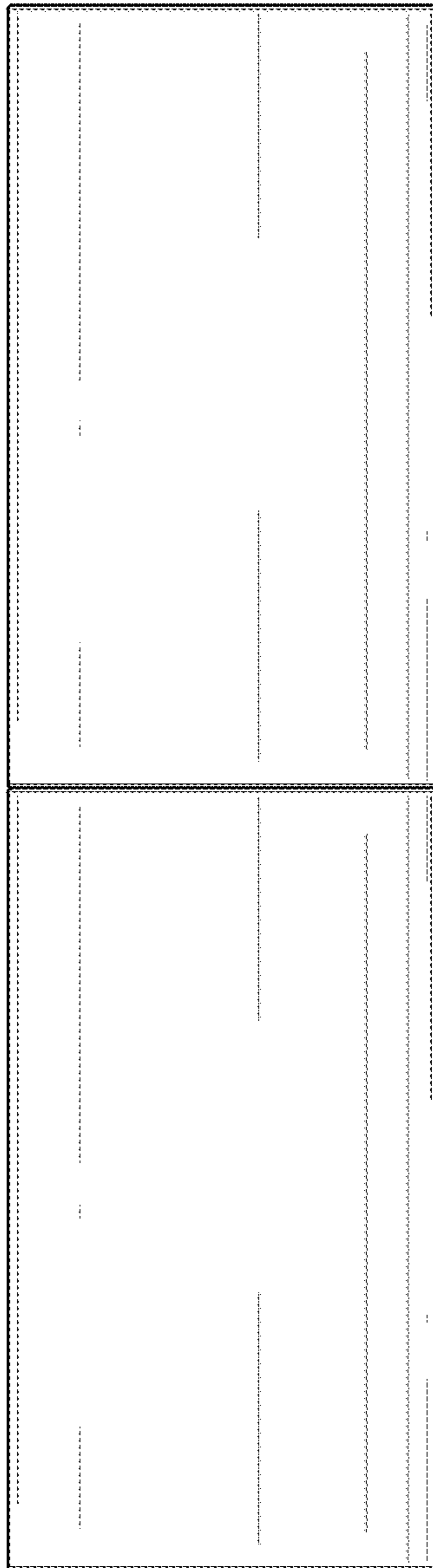


FIG. 5




FIG. 6

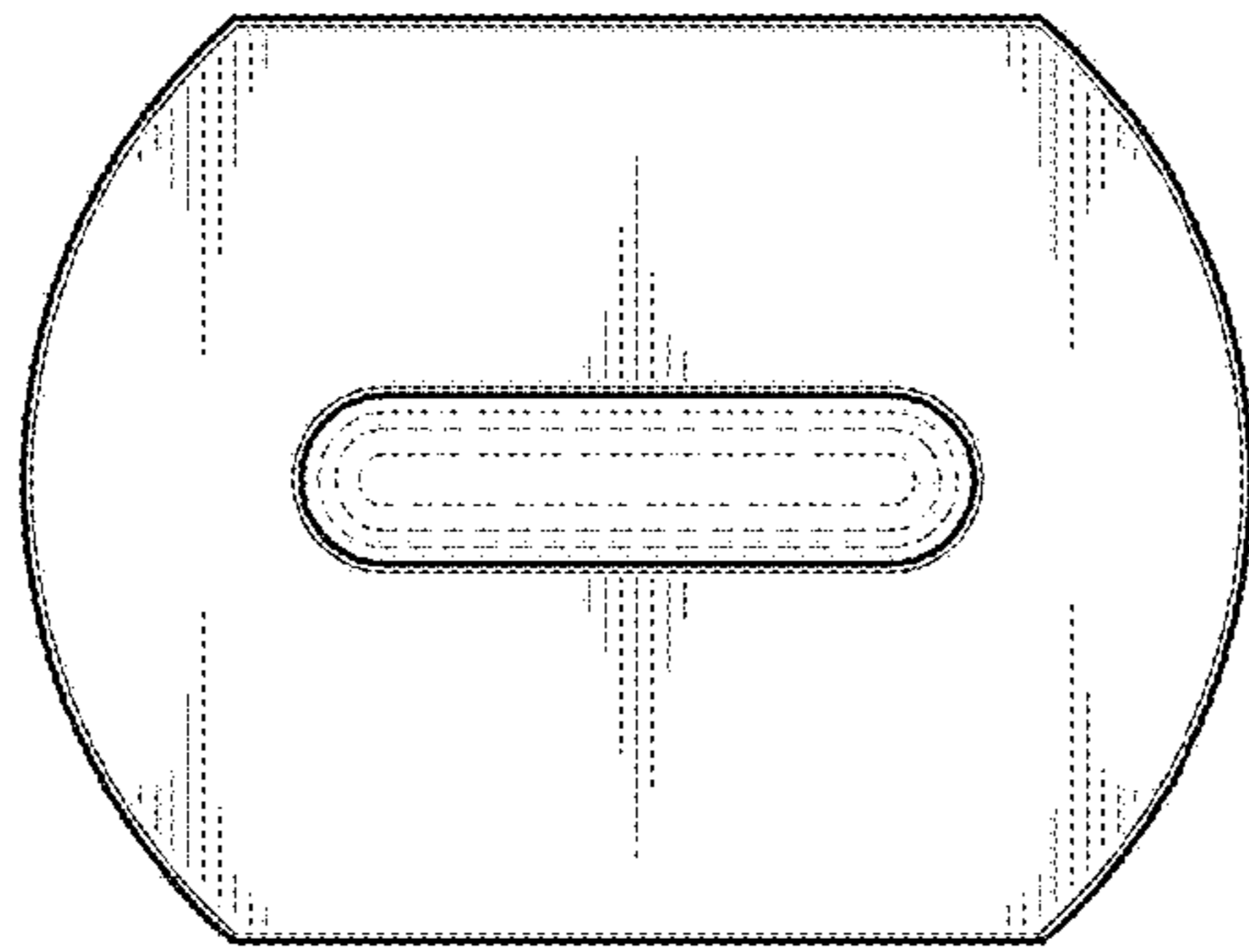


FIG. 7

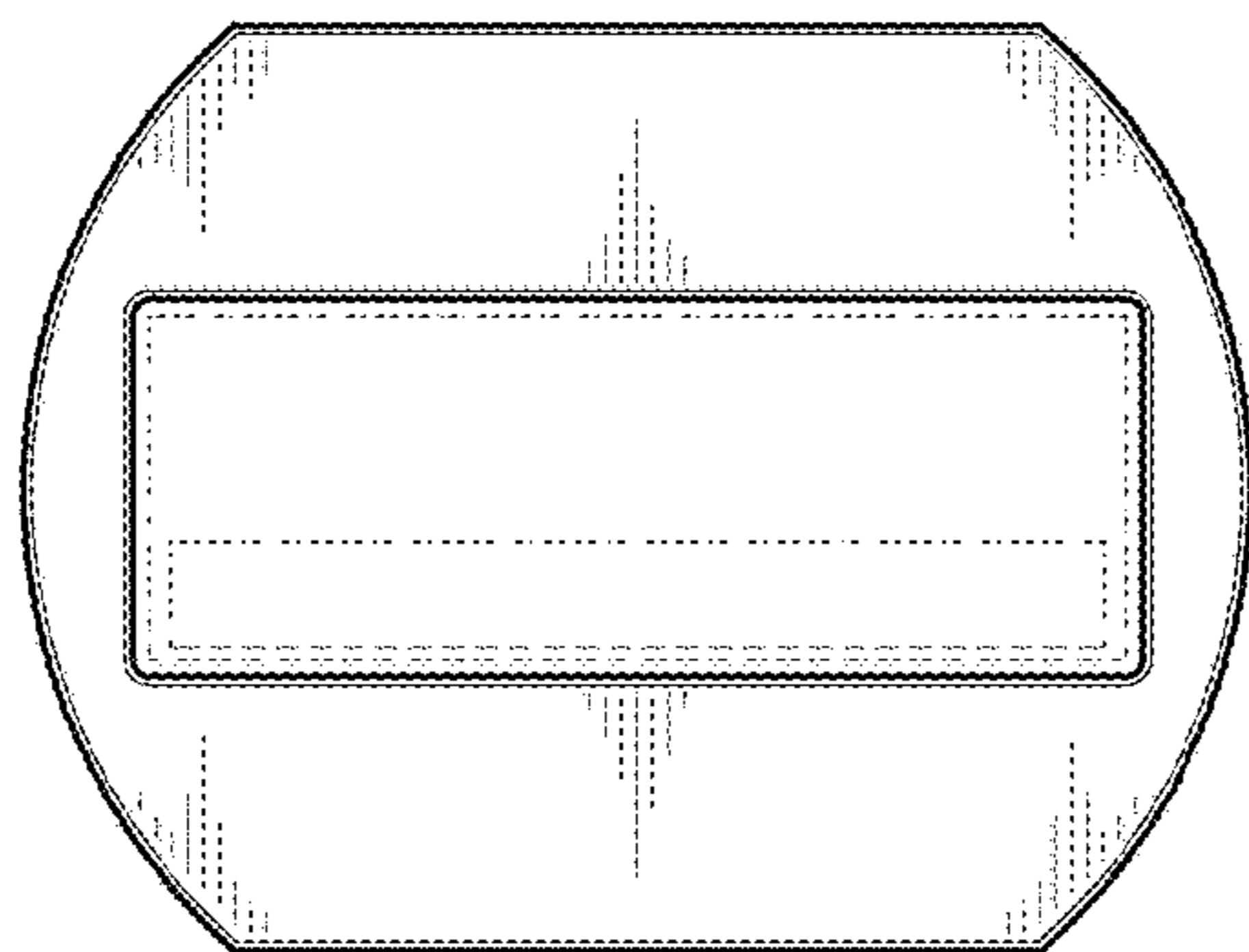


FIG. 8

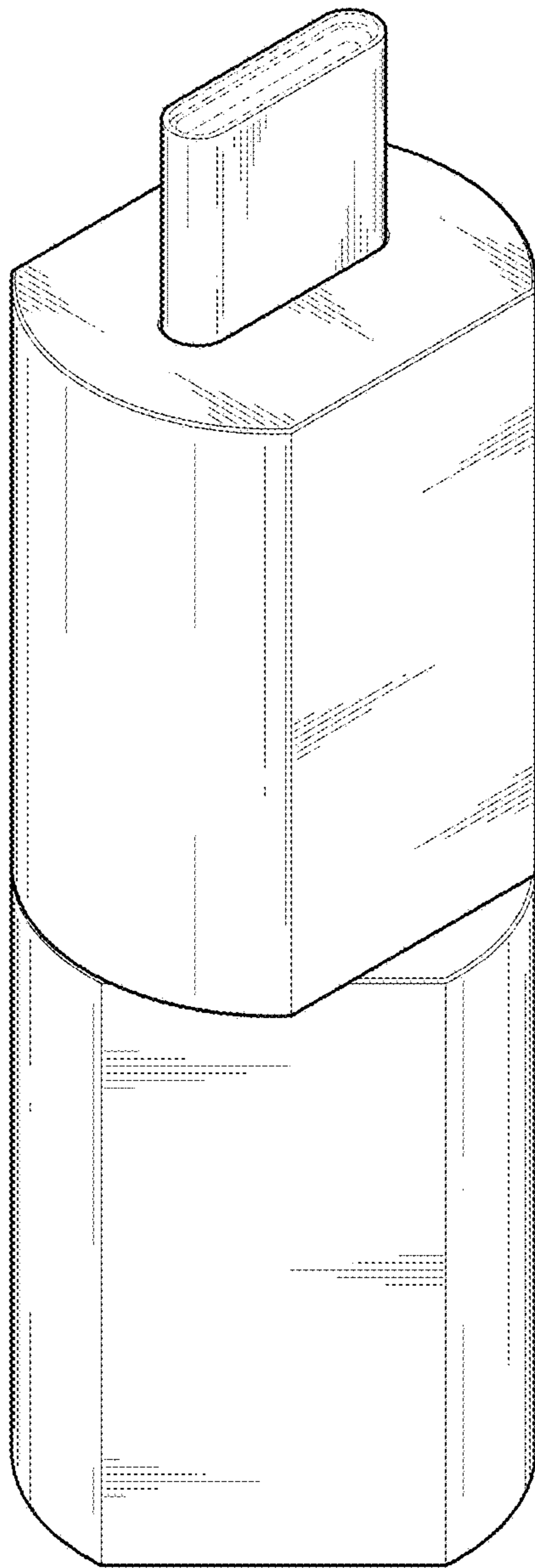




FIG. 9

