



US00D868794S

(12) **United States Design Patent** (10) **Patent No.:** **US D868,794 S**  
**Jun** (45) **Date of Patent:** **\*\* Dec. 3, 2019**

(54) **USB MEMORY**

FOREIGN PATENT DOCUMENTS

(71) Applicant: **SAMSUNG ELECTRONICS CO., LTD.**, Suwon-si (KR)

JP	HA25006068	8/2013
JP	D1532738 S	9/2015
JP	D1581575 S	7/2017
KR	30-0930932 S	11/2017
TW	D187389 S	12/2017

(72) Inventor: **Gye-jin Jun**, Seongnam-si (KR)

(73) Assignee: **SAMSUNG ELECTRONICS CO., LTD.**, Suwon-si (KR)

OTHER PUBLICATIONS

(\*\*) Term: **15 Years**

Communication dated Dec. 10, 2018, issued by the Taiwanese Patent Office in counterpart Taiwanese Application No. 107304567. Communication dated Nov. 27, 2018, issued by the Japanese Patent Office in counterpart Japanese Application No. 2018-016983.

(21) Appl. No.: **29/658,875**

\* cited by examiner

(22) Filed: **Aug. 3, 2018**

(30) **Foreign Application Priority Data**

*Primary Examiner* — Angela J Lee

Feb. 14, 2018 (KR) ..... 30-2018-0008137

(74) *Attorney, Agent, or Firm* — Sughrue Mion, PLLC

(51) **LOC (12) Cl.** ..... **14-03**

(52) **U.S. Cl.**  
USPC ..... **D14/480.5**

(57) **CLAIM**

(58) **Field of Classification Search**  
USPC ..... D14/480.1–480.7, 435.1, 411, 433, 436,  
D14/484.1, 137, 155, 203.1–203.8, 240,  
D14/242; D13/133, 154

The ornamental design for a USB memory, as shown and described.

CPC ..... H05K 5/0278; G06K 19/07732

**DESCRIPTION**

See application file for complete search history.

FIG. 1 is a perspective view of a universal serial bus (USB) memory showing our new design.

(56) **References Cited**

U.S. PATENT DOCUMENTS

D556,752 S	*	12/2007	Otsuka	.....	D14/480.5
D642,585 S	*	8/2011	Lan	.....	D14/480.5
D647,097 S	*	10/2011	Tung	.....	D14/436
D685,382 S	*	7/2013	Anderson	.....	D14/480.5
D702,246 S	*	4/2014	Hoffart	.....	D14/480.1
D711,389 S	*	8/2014	Sun	.....	D14/480.5
D735,178 S	*	7/2015	Yoon	.....	D14/240
D771,059 S	*	11/2016	Shim	.....	D14/480.5
D798,307 S	*	9/2017	Otsuka	.....	D14/480.1
D806,089 S	*	12/2017	Shim	.....	D14/480.5
D828,363 S	*	9/2018	Turksu	.....	D14/480.5
D832,277 S	*	10/2018	Shim	.....	D14/480.5
D846,557 S	*	4/2019	Ehrensvar	.....	D14/480.1

FIG. 2 is a front elevation view thereof.

FIG. 3 is a rear elevation view thereof.

FIG. 4 is a left side elevation view thereof.

FIG. 5 is a right side elevation view thereof.

FIG. 6 is a top plan view thereof.

FIG. 7 is a bottom plan view thereof; and,

FIG. 8 is a perspective view showing the USB memory in an open position.

The features of the USB memory shown in broken lines in FIG. 7 form no part of the claimed design.

The features shown in broken lines in FIG. 8 show environment only and form no part of the claimed design.

**1 Claim, 7 Drawing Sheets**

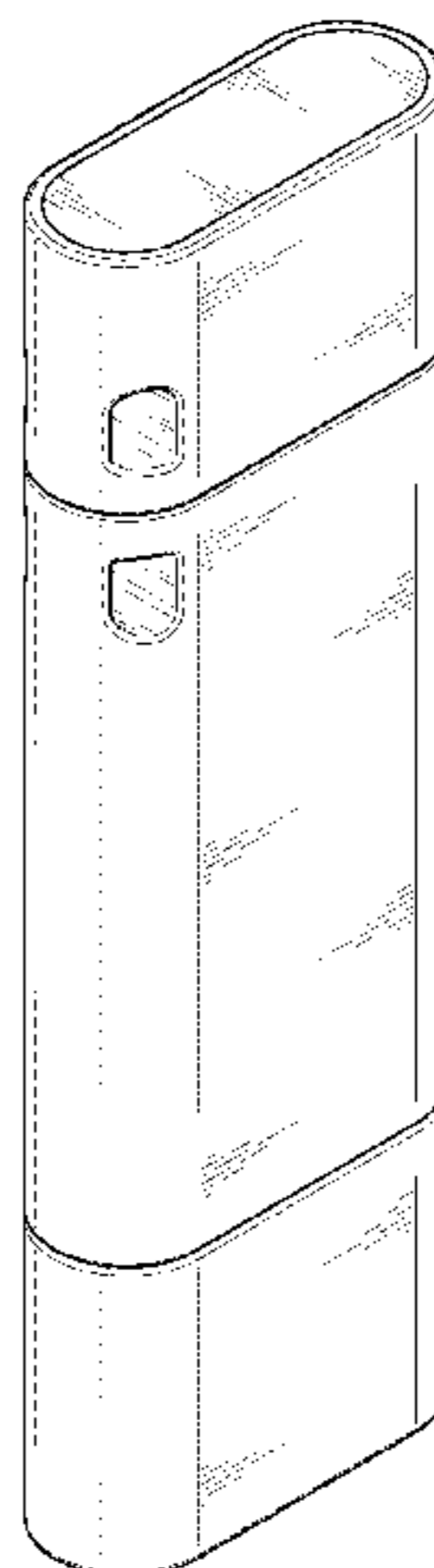


FIG. 1

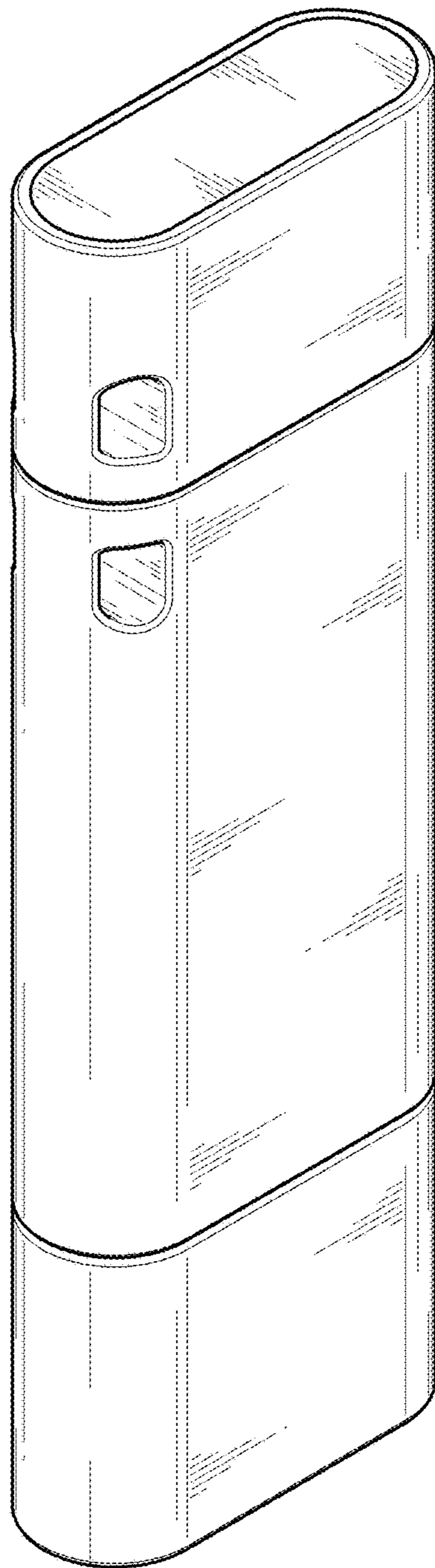


FIG. 2




FIG. 3




FIG. 4




FIG. 5




FIG. 6

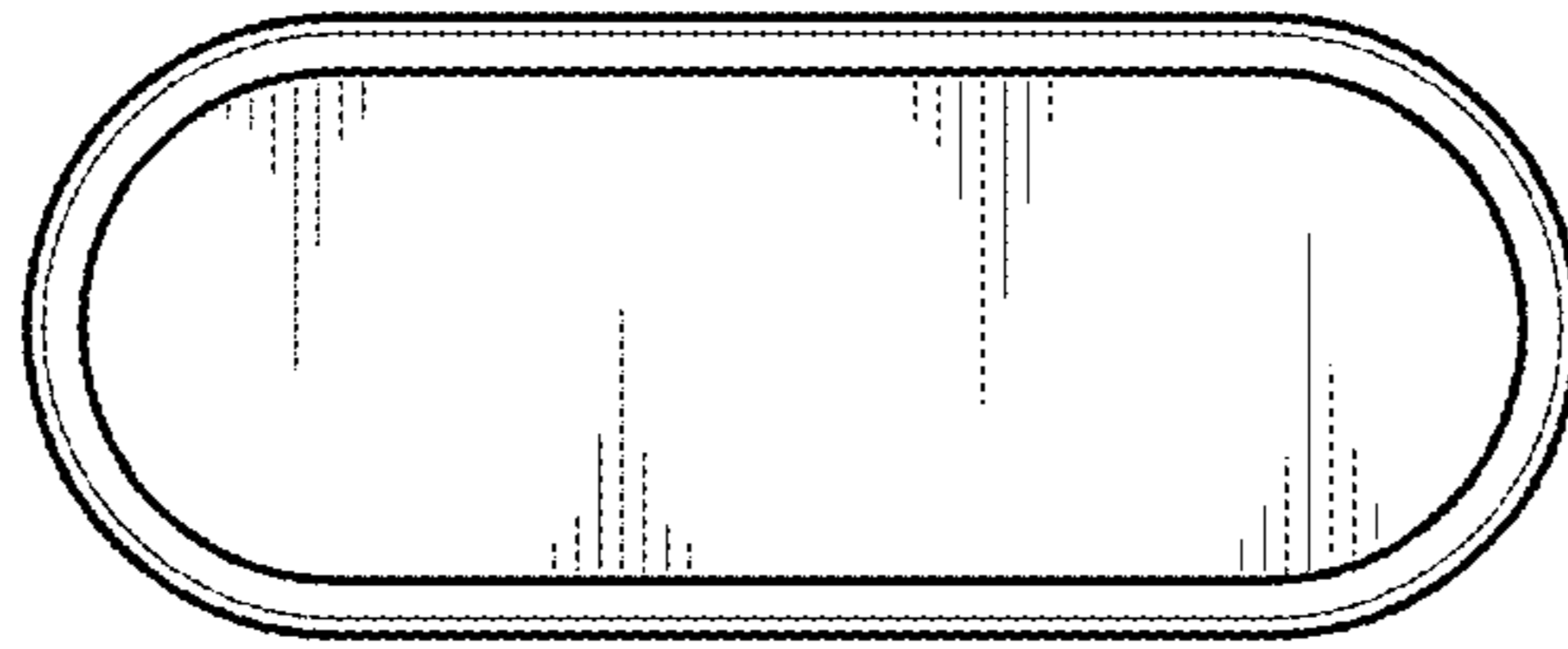


FIG. 7

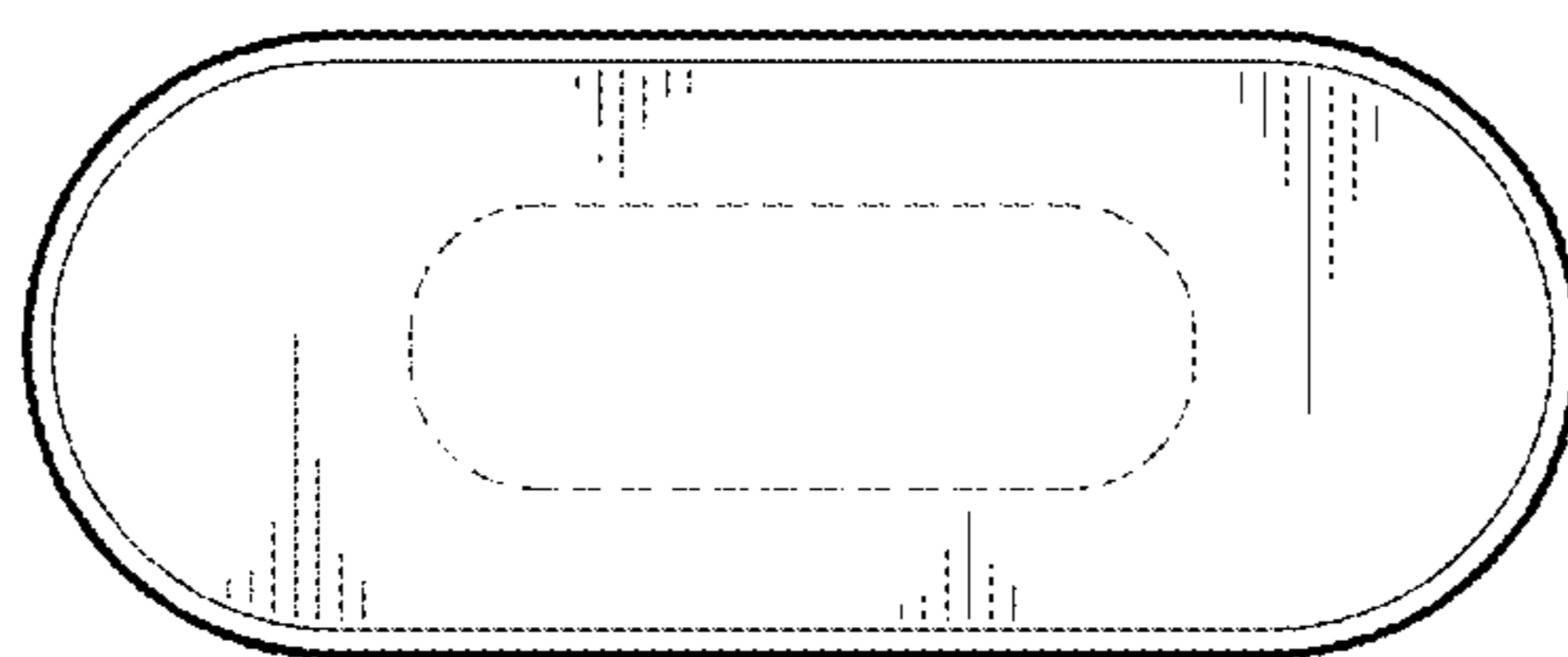


FIG. 8

