



US00D868792S

(12) **United States Design Patent**
Zeng

(10) **Patent No.:** **US D868,792 S**

(45) **Date of Patent:** **** Dec. 3, 2019**

(54) **COOLING STAND**

(71) Applicant: **Changfeng Zeng**, Jiangxi (CN)

(72) Inventor: **Changfeng Zeng**, Jiangxi (CN)

(**) Term: **15 Years**

(21) Appl. No.: **29/643,049**

(22) Filed: **Apr. 4, 2018**

(51) **LOC (12) Cl.** **08-07**

(52) **U.S. Cl.**
USPC **D14/447**

(58) **Field of Classification Search**
USPC D14/447, 432, 434, 439, 440, 451, 452,
D14/457, 239; D8/363, 373, 380;
D6/406.3, 406.4, 406.5, 406.6; D12/415;
D21/330, 331
CPC A47B 21/04; A47B 2097/006; A47B
2097/005; A47B 2023/049; A45C
2011/002; A45C 2011/003; F16M
2200/00; F16M 13/00
See application file for complete search history.

(56) **References Cited**

U.S. PATENT DOCUMENTS

D543,209 S * 5/2007 Bae D14/451
D579,455 S * 10/2008 Chu D14/447

D618,691 S * 6/2010 Seo D14/447
RE42,054 E * 1/2011 Park D14/447
D637,599 S * 5/2011 Liao D14/447
D637,600 S * 5/2011 Leyva-Menendez D14/447
D688,671 S * 8/2013 Avganim D14/447
D692,438 S * 10/2013 Chang D14/447
D695,748 S * 12/2013 Morris D14/447
D699,245 S * 2/2014 Lee D14/447
D817,964 S * 5/2018 Kim D14/447
D831,664 S * 10/2018 Chen D14/447

* cited by examiner

Primary Examiner — Angela J Lee


(57) **CLAIM**

I claim the ornamental design for a cooling stand, as shown and described.

DESCRIPTION

FIG. 1 is a perspective view of a cooling stand showing my new design;
FIG. 2 is a front elevational view thereof;
FIG. 3 is a rear elevational view thereof;
FIG. 4 is a left side elevational view thereof;
FIG. 5 is a right side elevational view thereof;
FIG. 6 is a top plan view thereof; and,
FIG. 7 is a bottom plan view thereof.
The cooling stand is shown in broken lines for illustrative purposes only and forms no part of the claimed design.

1 Claim, 7 Drawing Sheets



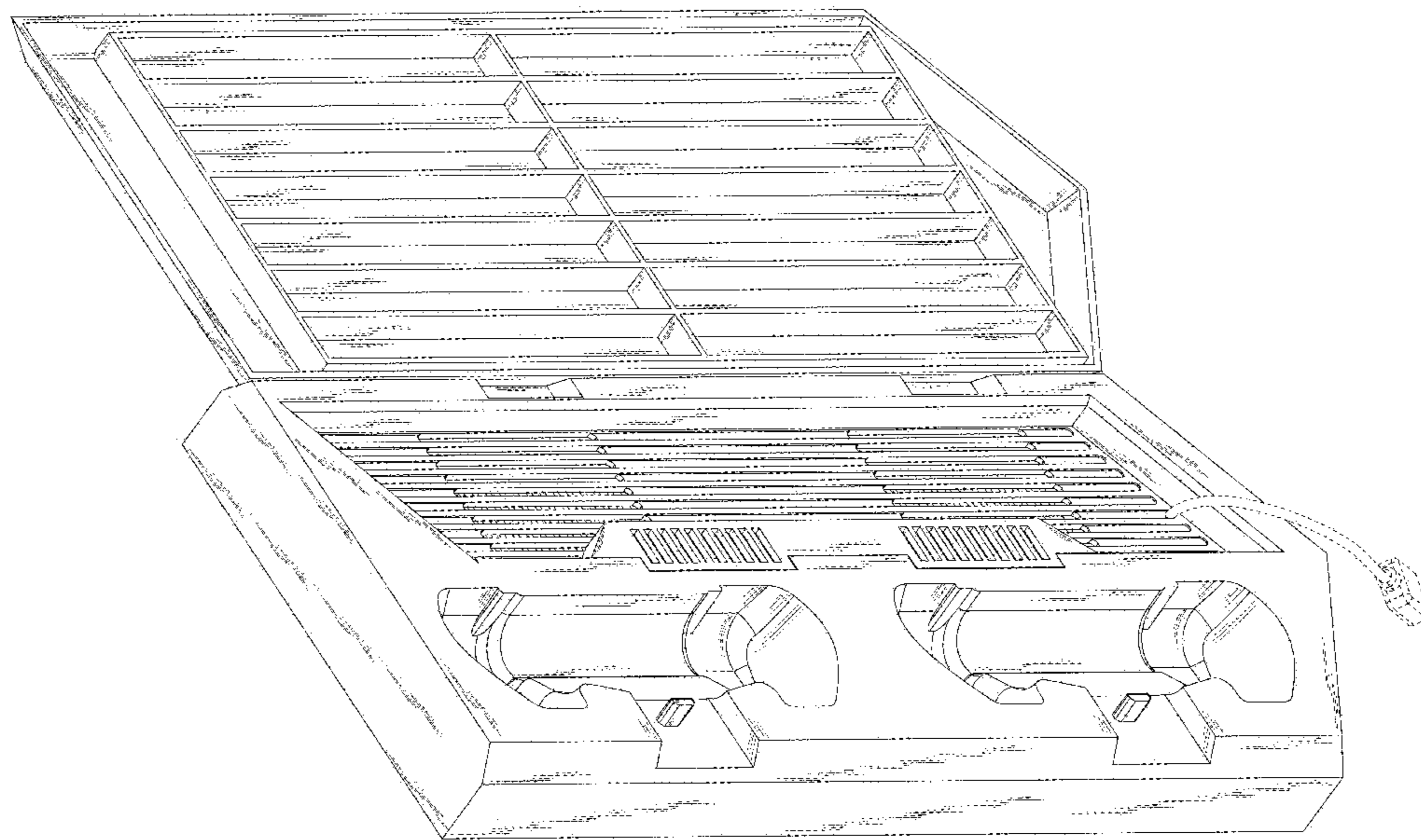


FIG.1

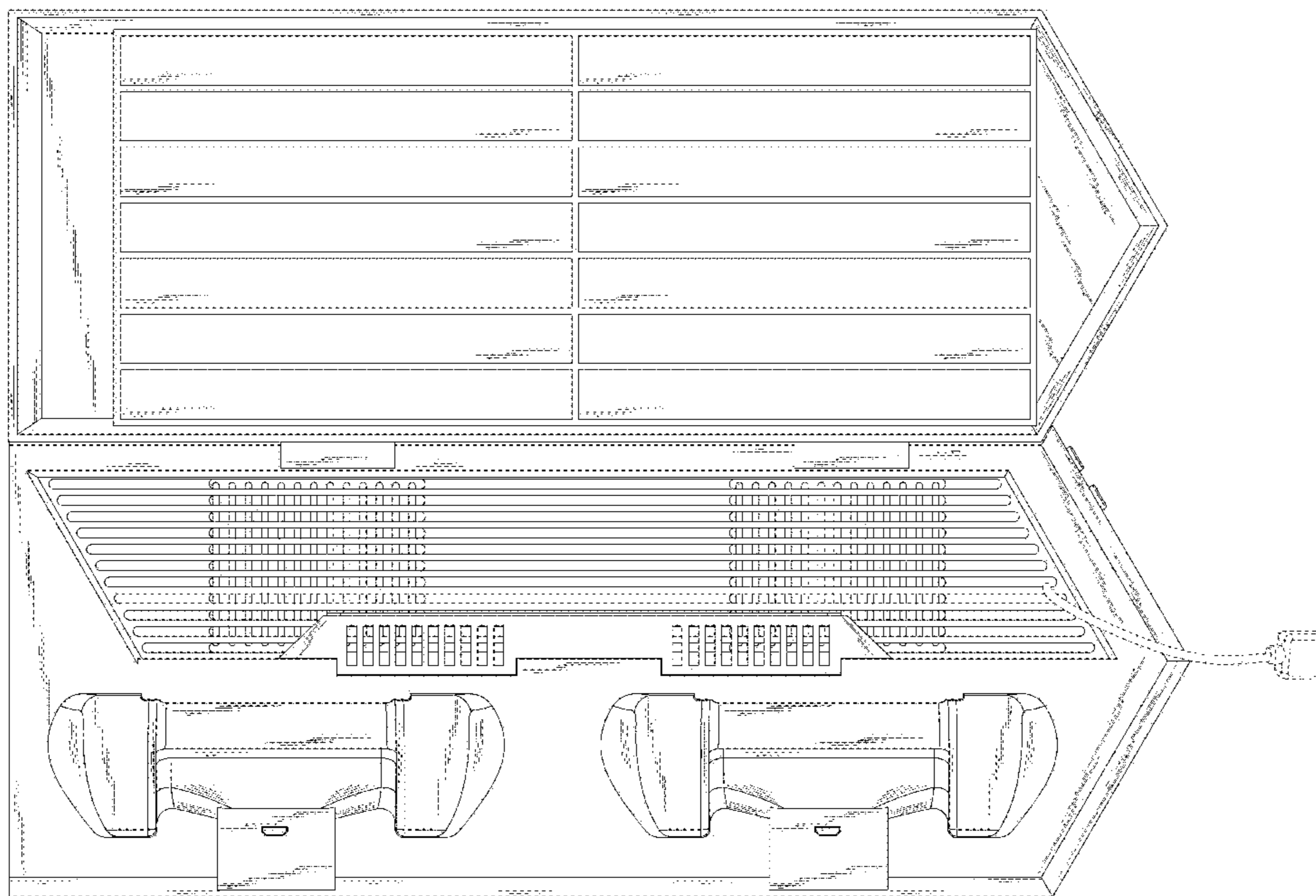


FIG.2

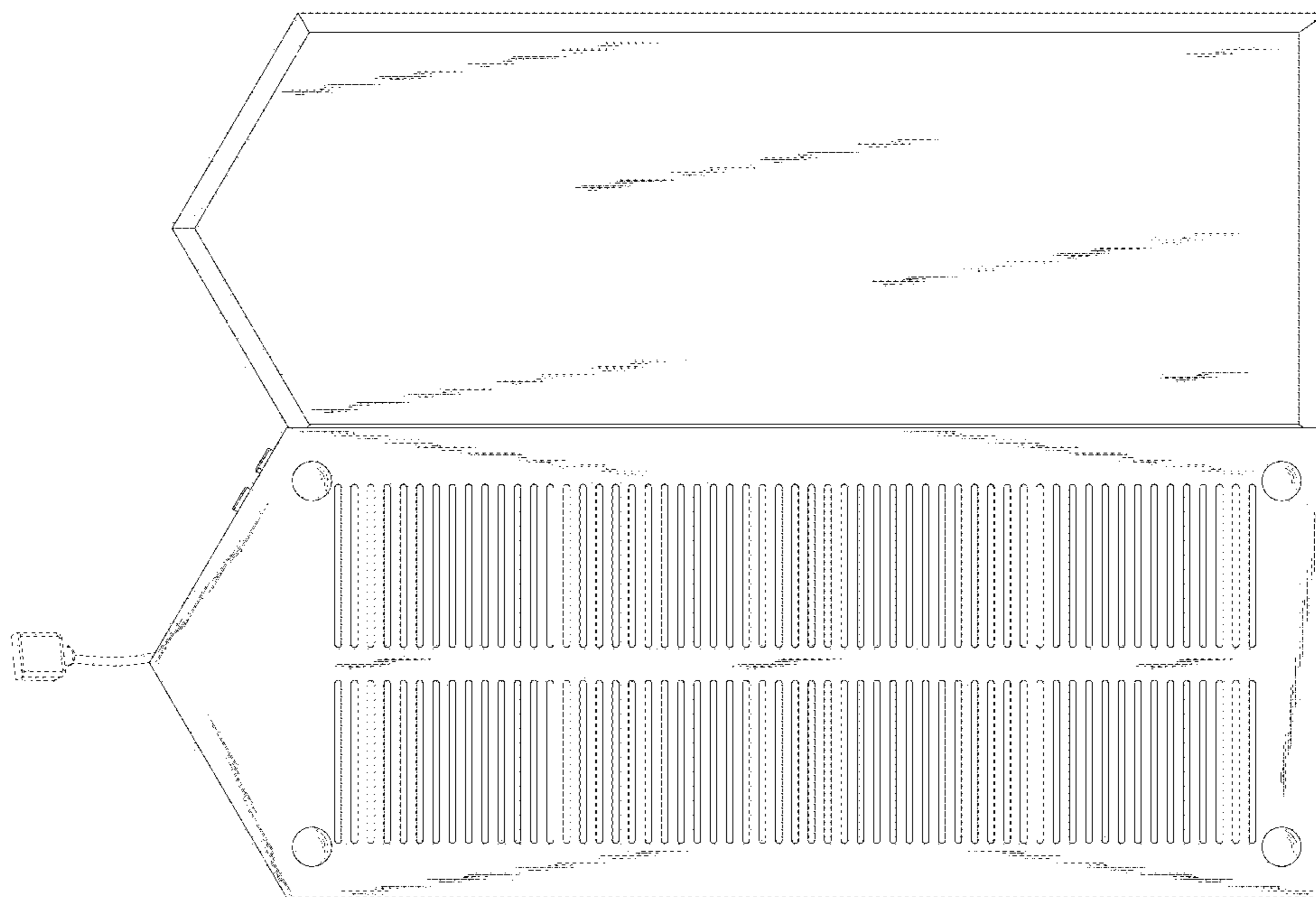


FIG.3

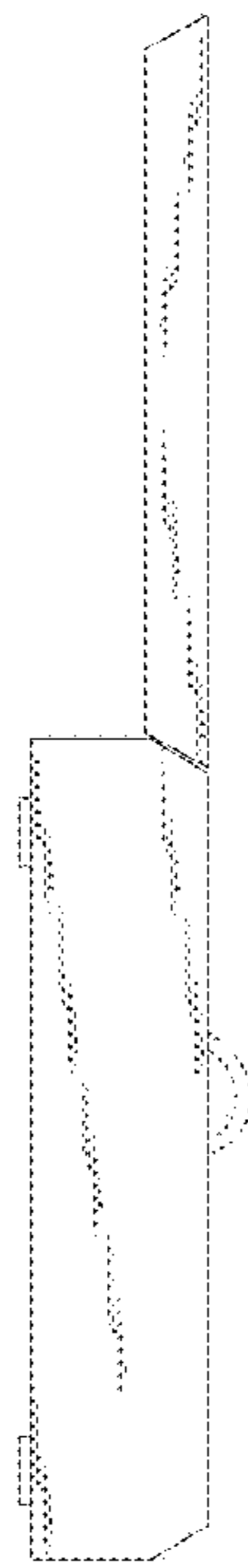


FIG.4

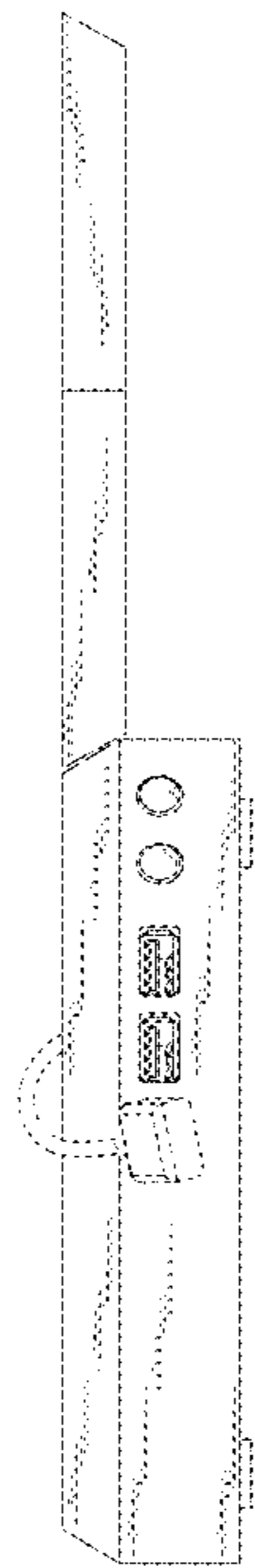


FIG.5

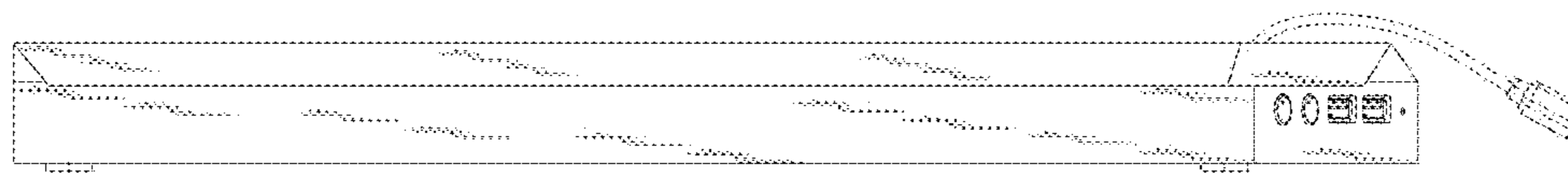


FIG.6




FIG.7