



US00D868765S

(12) **United States Design Patent**  
**Batta**

(10) **Patent No.:** **US D868,765 S**

(45) **Date of Patent:** **\*\* Dec. 3, 2019**

- (54) **SMARTPHONE CASE**
- (71) Applicant: **Rohit Batta**, Chino, CA (US)
- (72) Inventor: **Rohit Batta**, Chino, CA (US)
- (\*\*) Term: **15 Years**
- (21) Appl. No.: **29/604,624**
- (22) Filed: **May 18, 2017**
- (51) **LOC (12) Cl.** ..... **14-03**
- (52) **U.S. Cl.**  
USPC ..... **D14/250**
- (58) **Field of Classification Search**  
USPC ..... D3/201, 218, 226, 227, 247, 249, 250,  
D3/269, 303; D13/103, 107, 108, 119;  
D14/137, 138 R, 138 AA, 138 C, 138 G,  
D14/172, 192, 203.3–203.7, 217, 238.1,  
D14/247, 248, 250–253, 440, 447  
CPC ..... H04B 1/3888; H04M 1/0283; H04M  
1/0202; A45C 1/06; A45C 2011/002;  
A45C 11/00; A45F 2005/028; A45F  
2200/0525  
See application file for complete search history.

- D711,362 S \* 8/2014 Poon ..... D14/250
- D712,387 S \* 9/2014 Tompkin ..... D14/250
- D714,278 S \* 9/2014 Case ..... D14/250
- D716,280 S \* 10/2014 Macrina ..... D14/250
- D726,170 S \* 4/2015 Ng ..... D14/250
- 9,060,580 B2 \* 6/2015 Tages ..... A45C 11/00
- D733,696 S \* 7/2015 Burgett ..... D14/250
- D737,262 S \* 8/2015 Jia ..... D14/250
- 9,176,532 B2 \* 11/2015 Tages ..... G06F 1/1633
- D745,866 S \* 12/2015 Adelman ..... D14/250
- D755,764 S \* 5/2016 Dong ..... D14/250
- D761,780 S \* 7/2016 Nguyen ..... D14/250
- D763,853 S \* 8/2016 Pearce ..... D14/440
- D763,857 S \* 8/2016 Dang ..... D14/440
- D765,085 S \* 8/2016 Moore ..... D14/440

(Continued)

*Primary Examiner* — Susan E Krakower  
*Assistant Examiner* — L. A. Grabenstetter  
 (74) *Attorney, Agent, or Firm* — Law Office of Michael O'Brien

(57) **CLAIM**

An ornamental design for a smartphone case, as shown and described.

**DESCRIPTION**

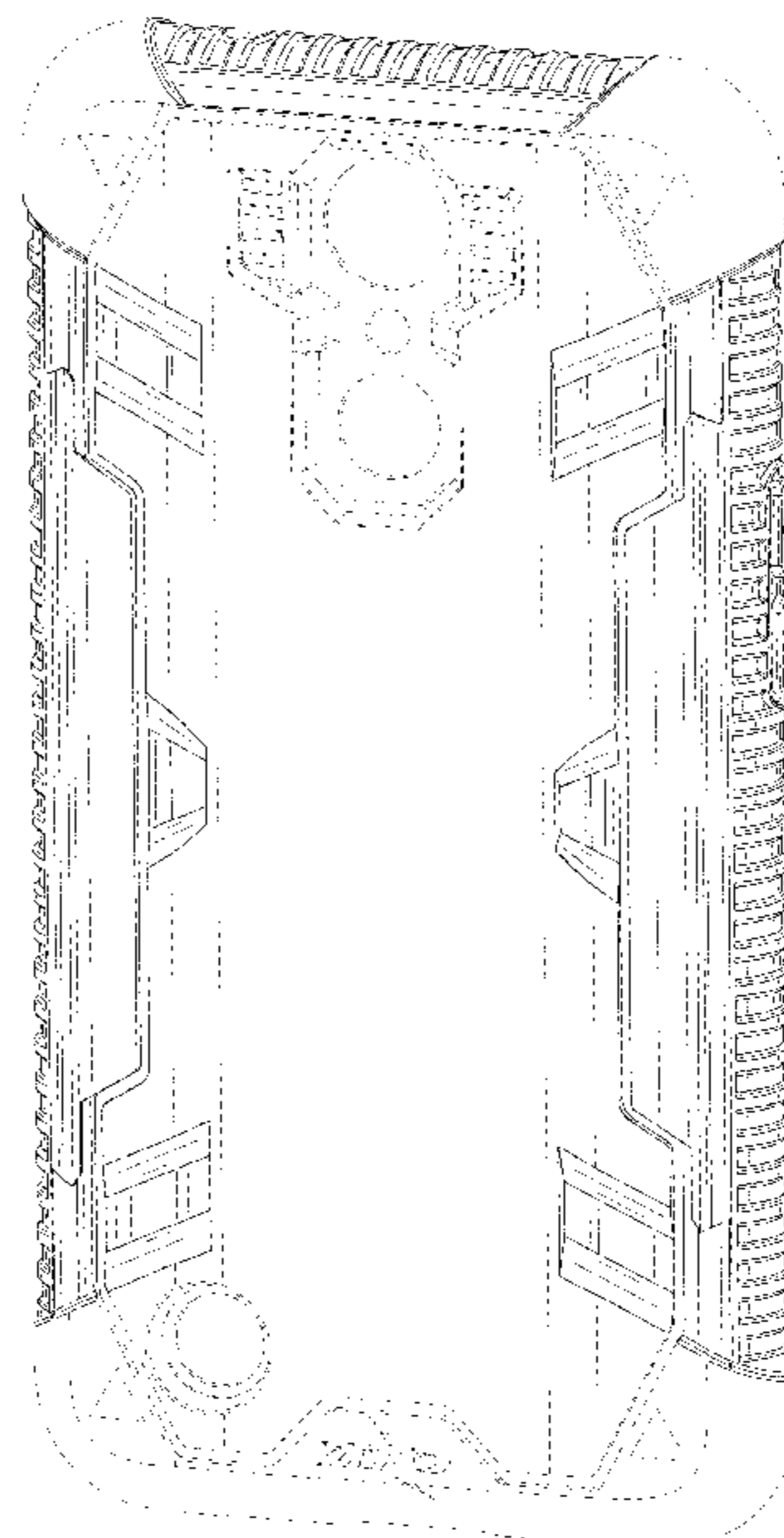
FIG. 1 is a rear perspective view of a smartphone case, showing my new design.  
 FIG. 2 is a front view of the smartphone case of FIG. 1.  
 FIG. 3 is a rear view of the smartphone case of FIG. 1.  
 FIG. 4 is a left side view of the smartphone case of FIG. 1.  
 FIG. 5 is a right side view of the smartphone case of FIG. 1.  
 FIG. 6 is a top view of the smartphone case of FIG. 1; and,  
 FIG. 7 is a bottom view of the smartphone case of FIG. 1.  
 The broken lines, and unshaded surfaces bounded by broken lines, depict portions of the smartphone case that form no part of the claimed design.

**1 Claim, 5 Drawing Sheets**

(56) **References Cited**

U.S. PATENT DOCUMENTS

- D565,291 S \* 4/2008 Brandenburg ..... D3/218
- D656,494 S \* 3/2012 Bau ..... D14/250
- D663,294 S \* 7/2012 Buxton ..... D14/250
- D670,279 S \* 11/2012 Veltz ..... D14/250
- D671,933 S \* 12/2012 Rodgers ..... D14/250
- D679,684 S \* 4/2013 Baker ..... D14/250
- 8,584,847 B2 \* 11/2013 Tages ..... G06F 1/1633  
206/320
- 8,616,422 B2 \* 12/2013 Adelman ..... A45F 5/00  
224/191
- D701,211 S \* 3/2014 Ng ..... D14/440
- D709,486 S \* 7/2014 Lin ..... D14/250



(56)

**References Cited**

U.S. PATENT DOCUMENTS

D769,855 S \* 10/2016 Deng ..... D14/250  
D780,166 S \* 2/2017 Lin ..... D14/250

\* cited by examiner

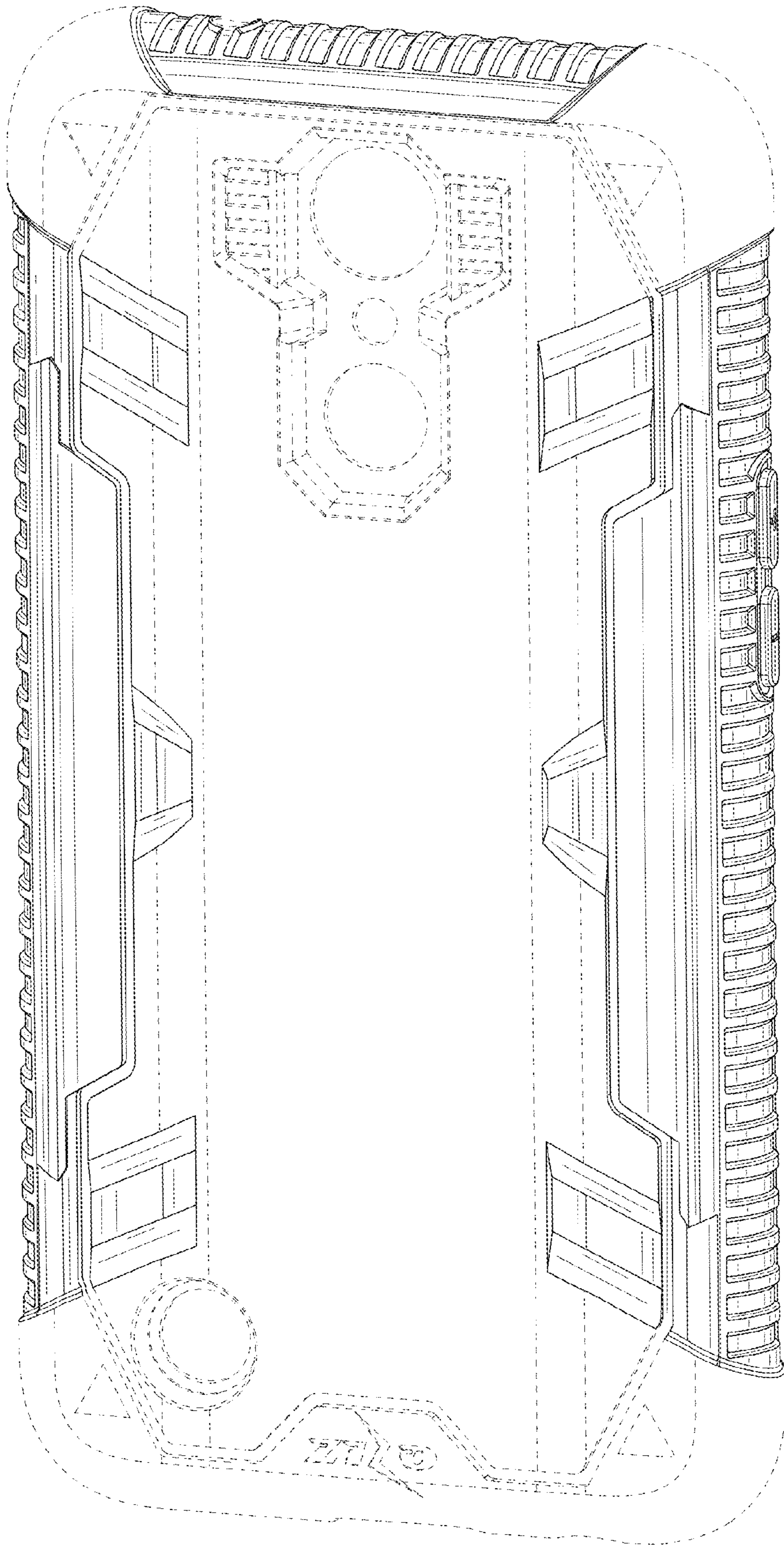


FIG. 1

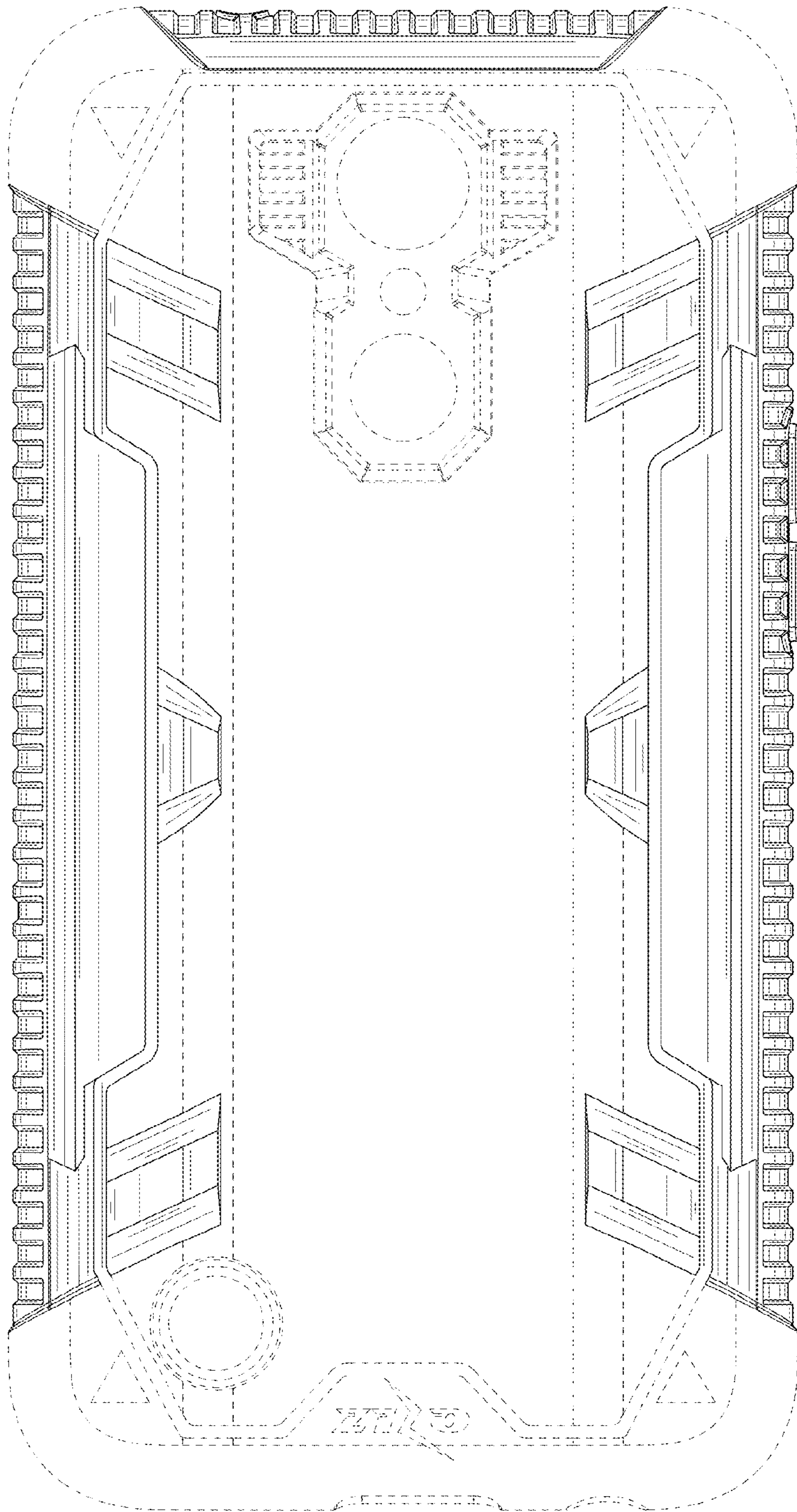


FIG. 2




FIG. 3

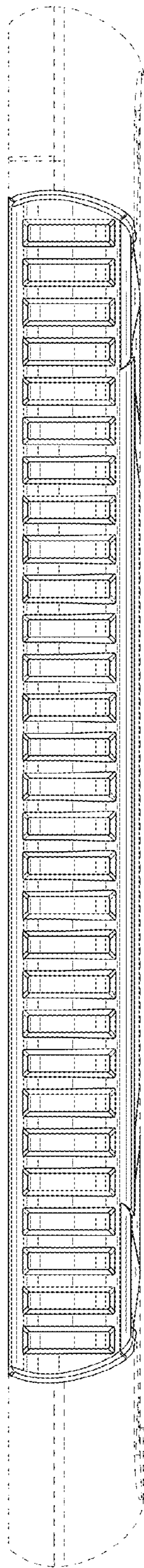


FIG. 4

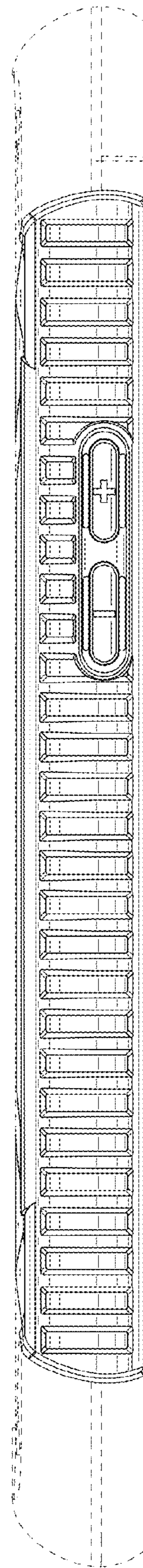


FIG. 5

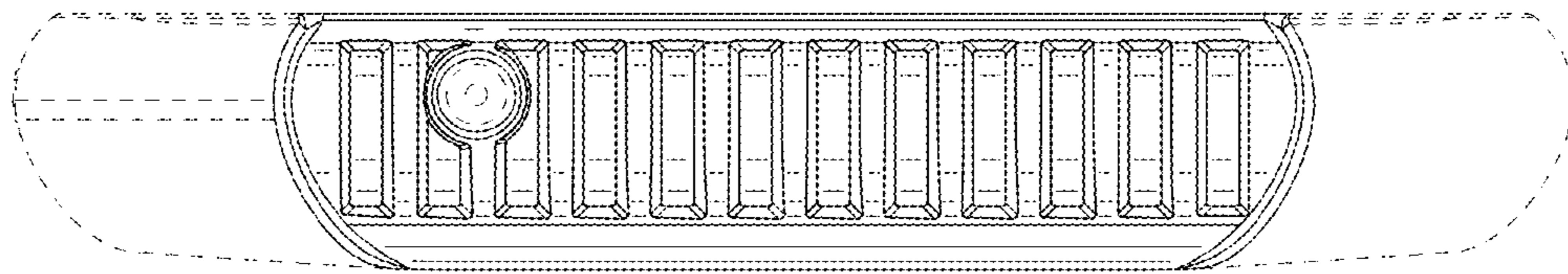


FIG. 6

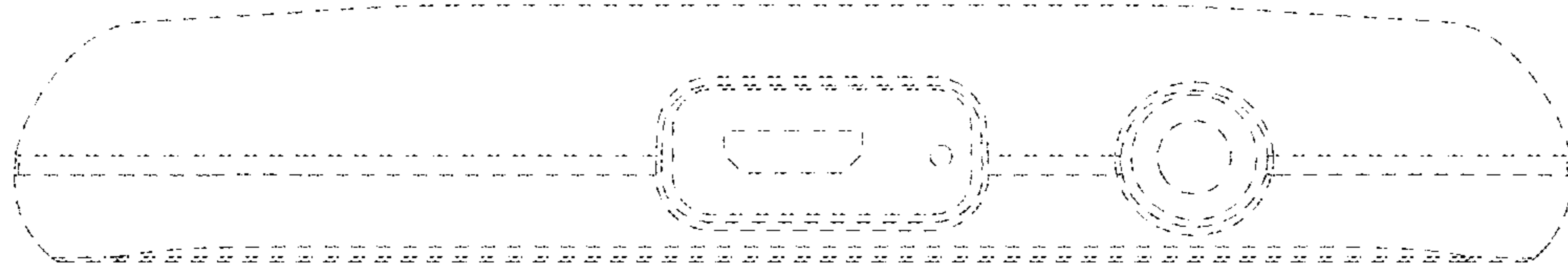


FIG. 7