



US00D868745S

(12) **United States Design Patent** (10) **Patent No.:** **US D868,745 S**
Chen (45) **Date of Patent:** **** Dec. 3, 2019**

(54) **HANDHELD CONTROLLER**
(71) Applicant: **TIMOTION TECHNOLOGY CO., LTD.**, New Taipei (TW)
(72) Inventor: **Yi-Fu Chen**, New Taipei (TW)
(73) Assignee: **TIMOTION TECHNOLOGY CO., LTD.**, New Taipei (TW)
(**) Term: **15 Years**
(21) Appl. No.: **29/661,691**
(22) Filed: **Aug. 29, 2018**
(51) **LOC (12) Cl.** **14-03**
(52) **U.S. Cl.**
USPC **D14/218**
(58) **Field of Classification Search**
USPC D14/218, 401; D13/168; D21/333;
D32/40
CPC G06F 3/0219; G06F 1/16; G06F 3/0202;
G09G 5/00; G05B 19/02
See application file for complete search history.

D802,650 S * 11/2017 Hoshi D16/237
D811,373 S * 2/2018 Lee D14/218
D825,531 S * 8/2018 Nokuo D14/218
D826,937 S * 8/2018 Rugg D14/388
D851,607 S * 6/2019 Chen D13/168

(Continued)

FOREIGN PATENT DOCUMENTS

WO WO D091674-001 * 7/2018

OTHER PUBLICATIONS

Controls—TMH18 Series—TiMOTION Technology, website 2019.
<https://www.timotion.com/en/product/detail/controls/tmh18-series?upcls=1481523032&guid=1552373331>, site visited Sep. 10, 2019
(Year: 2019).*

Primary Examiner — Lilyana Bekic
Assistant Examiner — John R Yeh
(74) *Attorney, Agent, or Firm* — Chun-Ming Shih; HDLS IPR Services

(57) **CLAIM**

The ornamental design for a handheld controller, as shown and described.

DESCRIPTION

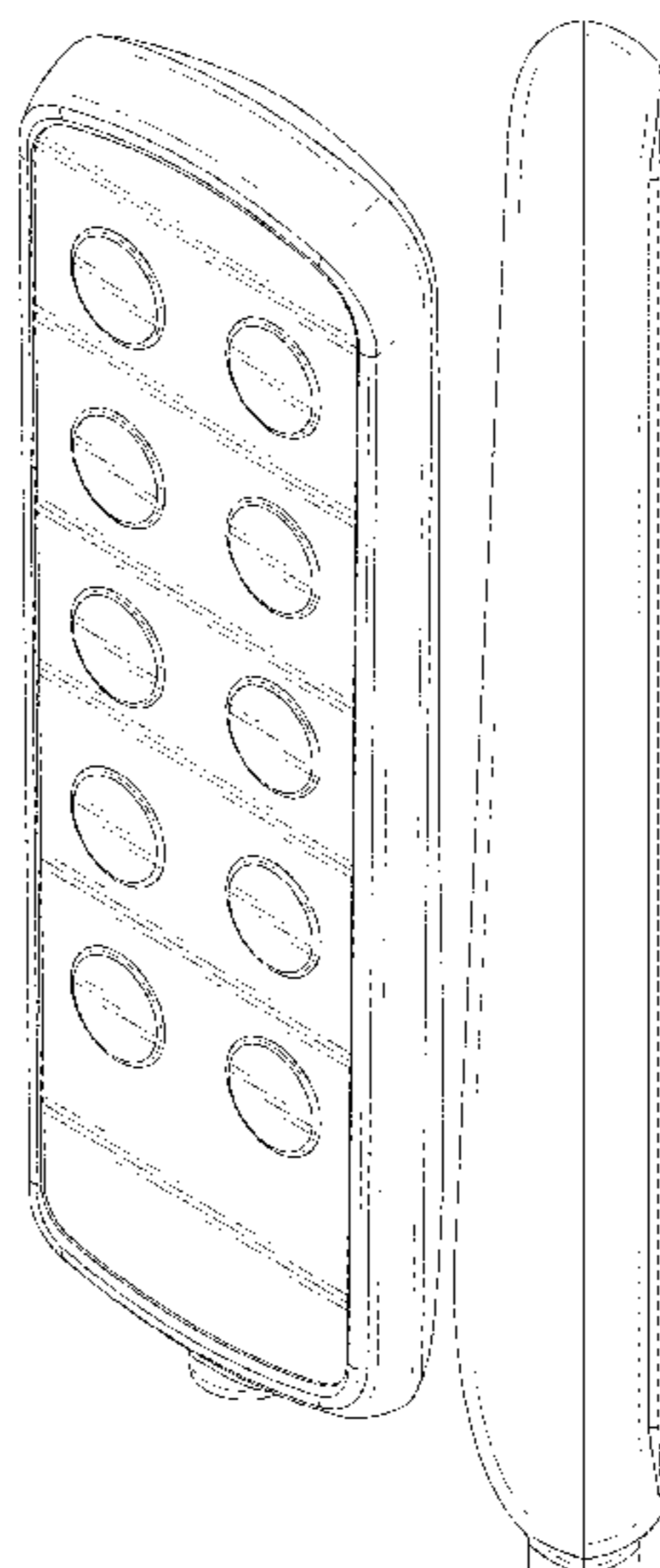
FIG. 1 is a perspective view of a handheld controller showing my new design;
FIG. 2 is a front view thereof;
FIG. 3 is a rear view thereof;
FIG. 4 is a left side view thereof;
FIG. 5 is a right side view thereof;
FIG. 6 is a top view thereof;
FIG. 7 is a bottom view thereof; and,
FIG. 8 is a perspective view showing the handheld controller in an environment of use.
The broken lines depict environmental structure and form no part of the claimed design.

1 Claim, 8 Drawing Sheets

(56) **References Cited**

U.S. PATENT DOCUMENTS

D422,268 S * 4/2000 Tsui D13/168
D433,404 S * 11/2000 Thakur D14/218
D551,215 S * 9/2007 Lee, Jr. D14/218
D569,813 S * 5/2008 Charleux D13/168
D572,206 S * 7/2008 Ikeda D13/168
D625,693 S * 10/2010 Charleux D13/168
D628,988 S * 12/2010 Yu D14/218
D633,478 S * 3/2011 Bolton D14/218
D656,488 S * 3/2012 Nakayama D14/218
D661,690 S * 6/2012 Weitgasser D14/218
D670,658 S * 11/2012 Iliffe-Moon D13/168
D670,660 S * 11/2012 Cook D13/168
D671,505 S * 11/2012 Clark D13/168
D690,695 S * 10/2013 Butterworth D14/218
D697,500 S * 1/2014 Tsai D14/218
D765,044 S * 8/2016 Satou D13/168
D785,598 S * 5/2017 Ikonen D14/218



(56)

References Cited

U.S. PATENT DOCUMENTS

D856,332 S * 8/2019 Ruegg D14/388
2009/0184929 A1 * 7/2009 Chou G06F 3/0202
345/172

* cited by examiner

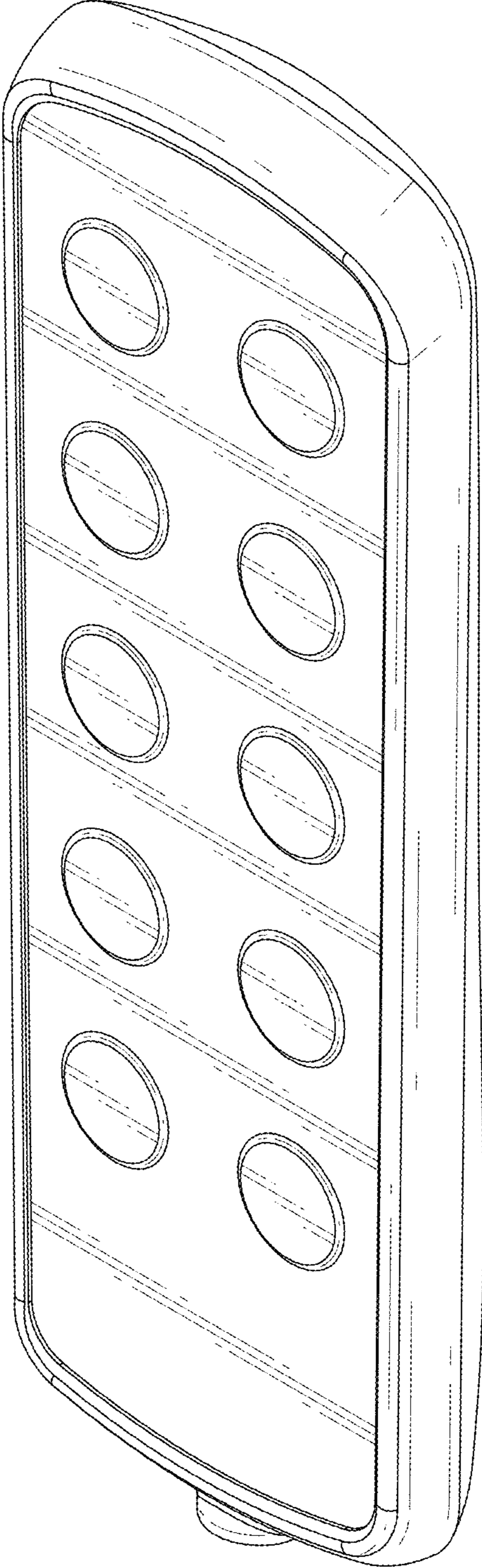


FIG.1

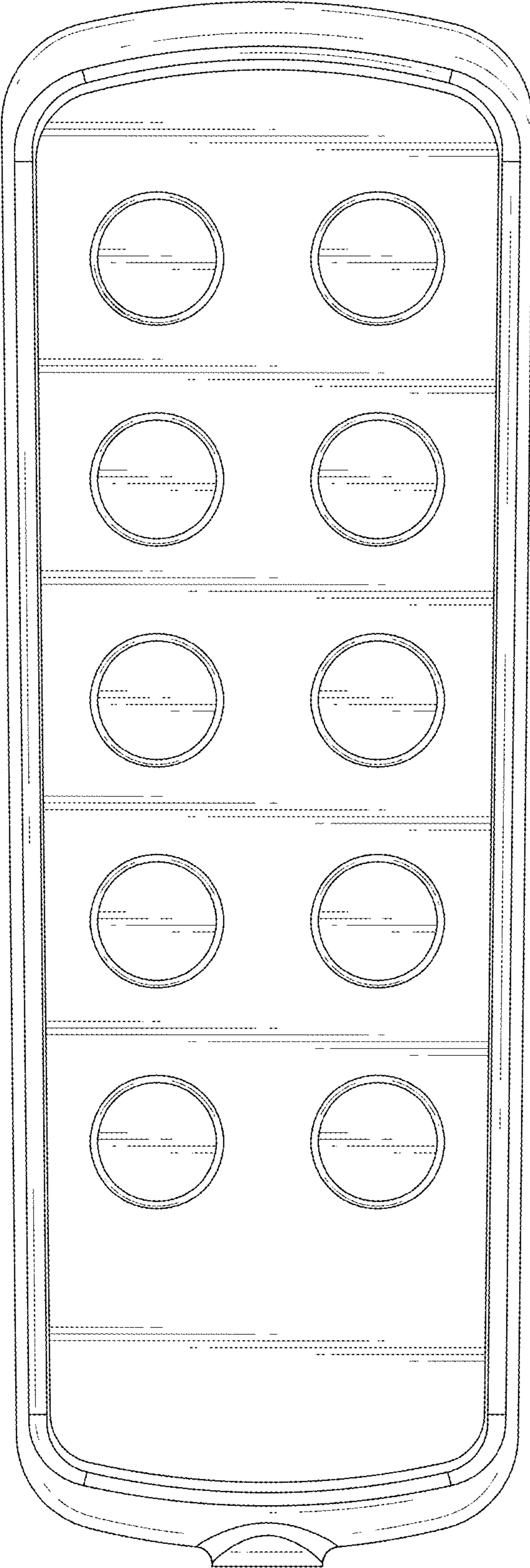


FIG.2




FIG.3

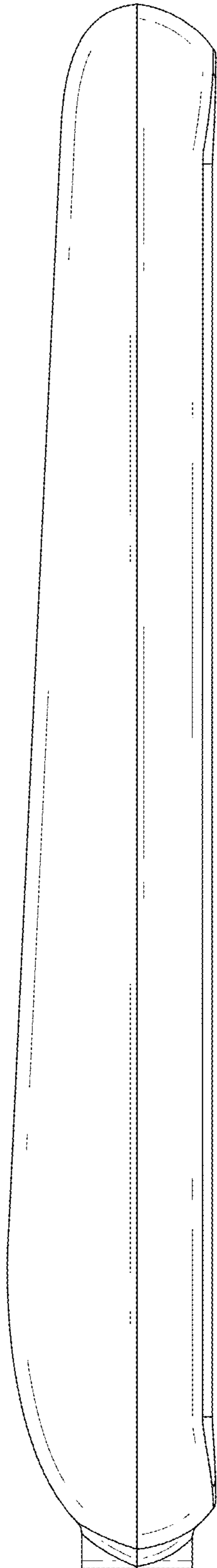


FIG.4

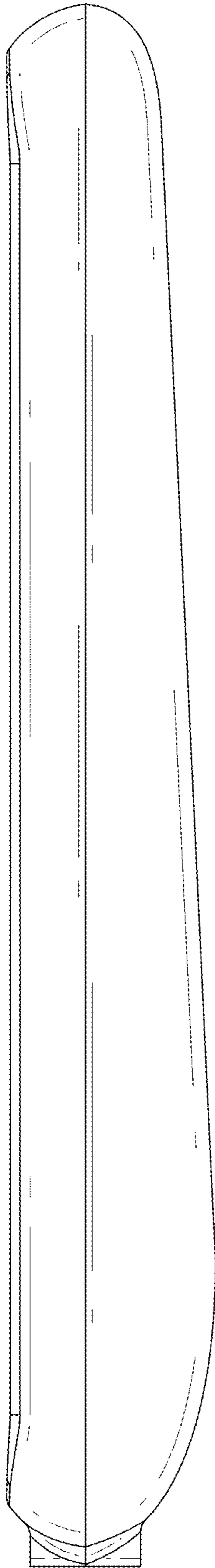


FIG.5

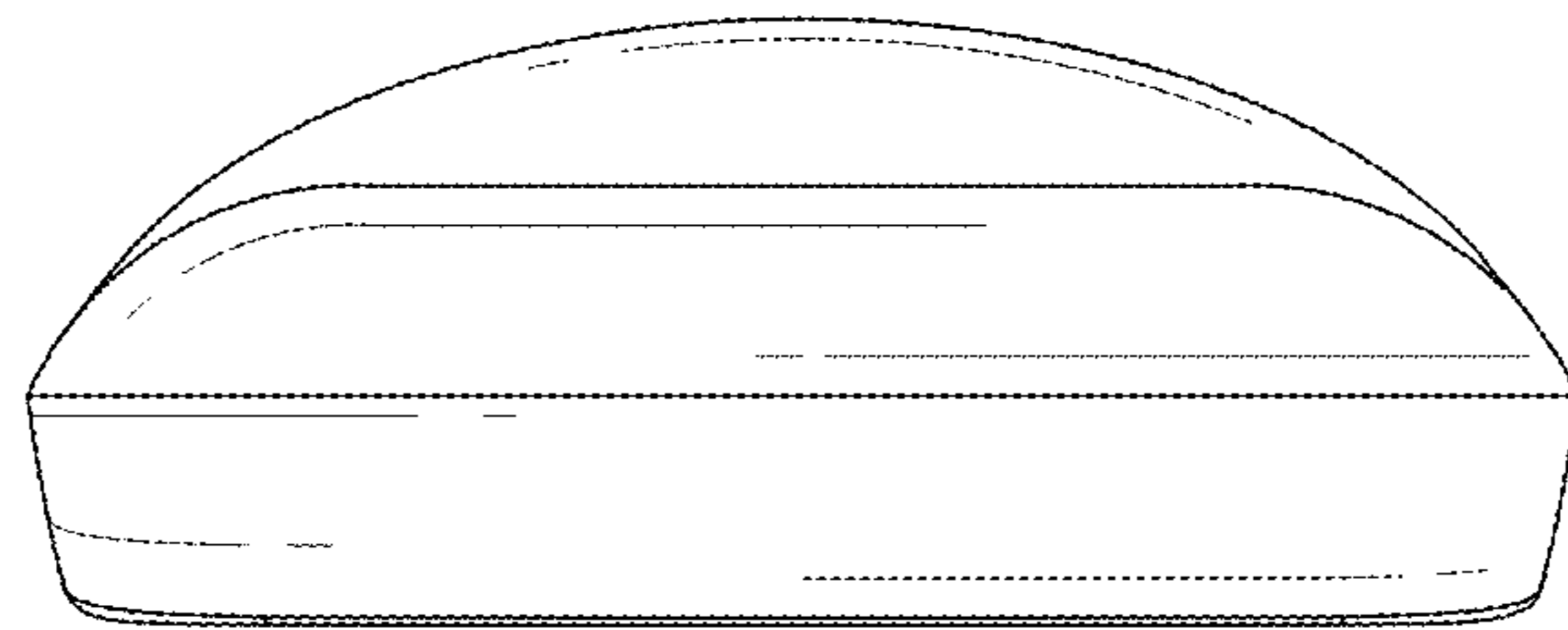


FIG.6

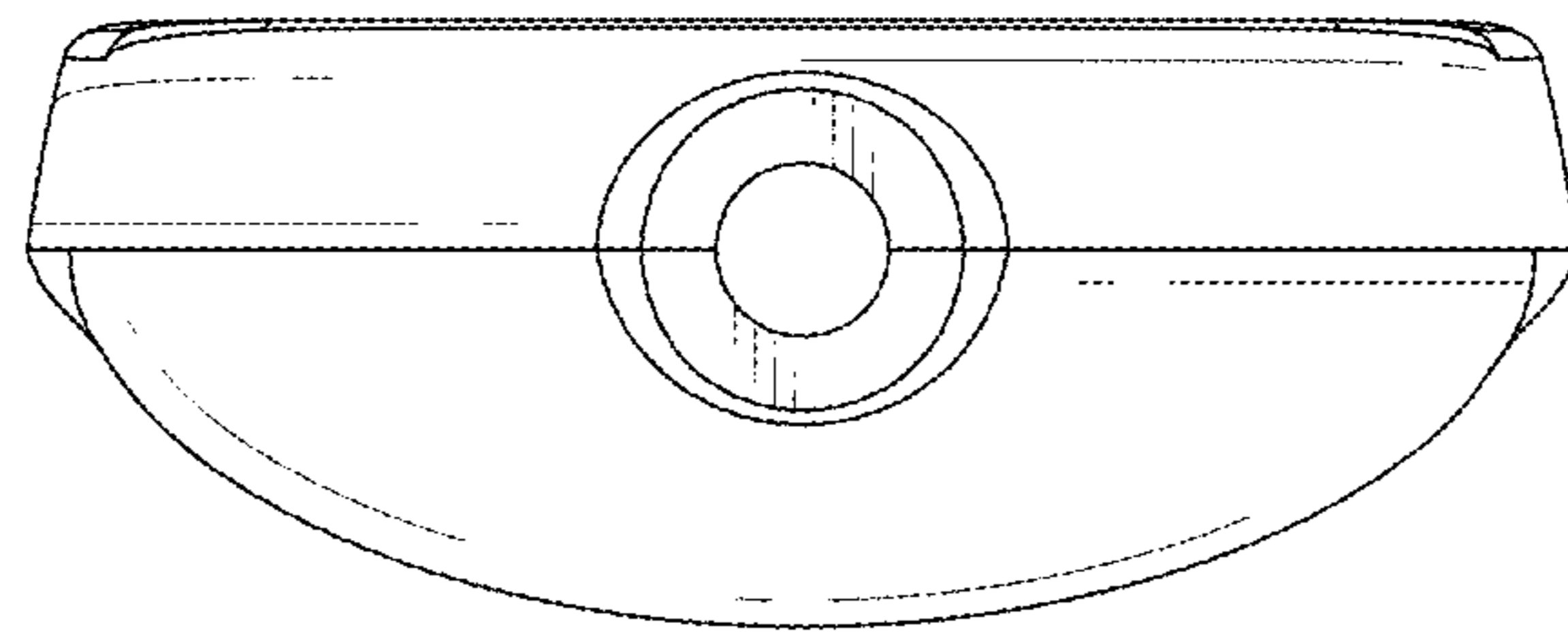


FIG.7

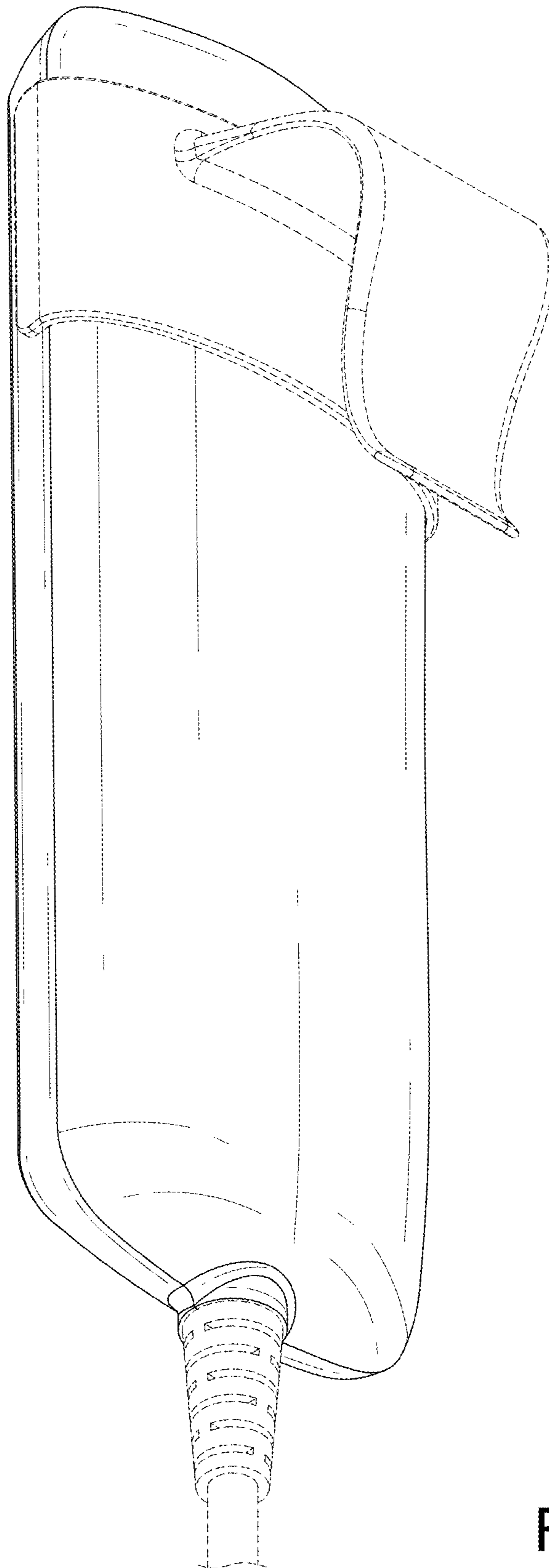


FIG.8