



US00D868721S

(12) **United States Design Patent**
Britz et al.

(10) **Patent No.:** **US D868,721 S**
(45) **Date of Patent:** **** Dec. 3, 2019**

- (54) **COMMUNICATION DEVICE**
- (71) Applicant: **AT&T Intellectual Property I, L.P.**,
Atlanta, GA (US)
- (72) Inventors: **David M. Britz**, Rumson, NJ (US);
John W. MacNeill, Watertown, MA
(US); **David DeVincentis**,
Hackettstown, NJ (US)
- (73) Assignee: **AT&T INTELLECTUAL
PROPERTY I, L.P.**, Atlanta, GA (US)
- (**) Term: **15 Years**
- (21) Appl. No.: **29/644,614**
- (22) Filed: **Apr. 19, 2018**

Related U.S. Application Data

- (62) Division of application No. 29/592,226, filed on Jan. 27, 2017, now Pat. No. Des. 817,914.
- (51) **LOC (12) Cl.** **14-03**
- (52) **U.S. Cl.**
USPC **D14/140.6; D14/240; D14/235;**
D14/358
- (58) **Field of Classification Search**
USPC D14/140, 140.1, 140.6, 155, 188,
D14/230–238, 240, 125, 356–358, 496,
D14/299; D13/110, 123, 158, 159, 184,
D13/199; D23/411; D8/300, 307, 373,
D8/378; D26/154
CPC . H04B 3/36; H04B 3/52; H01Q 13/08; H01Q
13/24; H01Q 13/28; H01Q 1/00; H01Q
1/36; H01Q 1/46; H04L 69/18; H04L
12/28
See application file for complete search history.

(56) **References Cited**

U.S. PATENT DOCUMENTS

- 2,062,129 A 11/1936 Hefele et al.
- D112,523 S 12/1938 Guggenheim

- D116,080 S 8/1939 Mace
 - D118,627 S 1/1940 Wildberg
 - D121,334 S 7/1940 Wildberg
 - 2,473,141 A 6/1949 Friedberg et al.
 - 2,685,068 A 7/1954 Goubau
 - 2,755,465 A 7/1956 Ramsey et al.
- (Continued)

OTHER PUBLICATIONS

ATandT in Advanced Discussions with Power Companies and Others to Trial Project AirGig. att.com. [online] 3 pgs. Posted , Jan. 31, 2017. [Retrieved on Jan. 2, 2018] http://about.att.com/story/trial_project_airgig.html.*

(Continued)

Primary Examiner — Marie D. Fast Horse

(74) *Attorney, Agent, or Firm* — Guntin & Gust, PLC;
Mark Wilinski

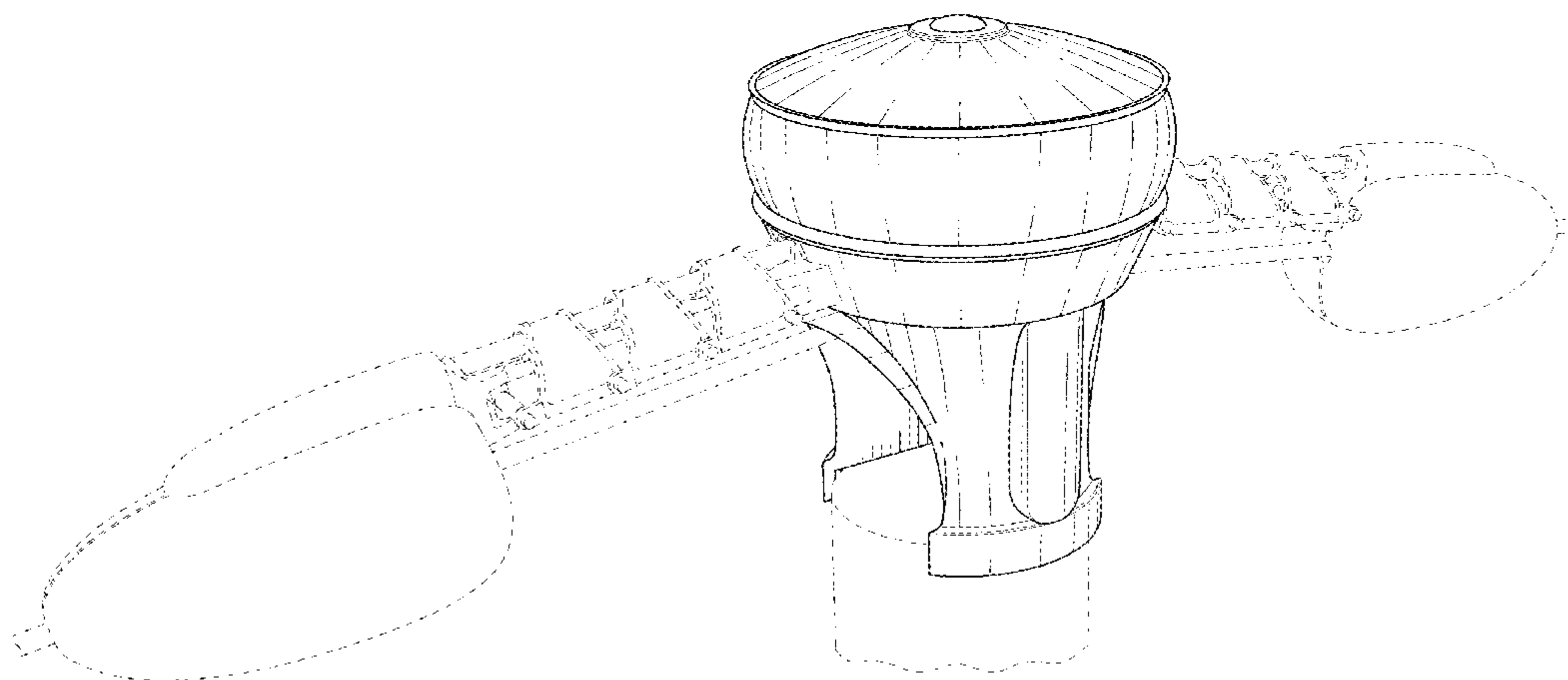
(57) **CLAIM**

What is claimed is the ornamental design for a communication device, as shown and described.

DESCRIPTION

FIG. 1 is a top perspective view of a communication device showing our new design;
 FIG. 2 is a left side view of the ornamental design of FIG. 1;
 FIG. 3 is a right side view of the ornamental design of FIG. 1;
 FIG. 4 is a front view of the ornamental design of FIG. 1;
 FIG. 5 is a rear view of the ornamental design of FIG. 1;
 FIG. 6 is a top plan view of the ornamental design of FIG. 1; and,
 FIG. 7 is a bottom plan view of the ornamental design of FIG. 1.
 The broken lines throughout the views represent environmental structure that form no part of the claim.

1 Claim, 5 Drawing Sheets



(56)

References Cited

U.S. PATENT DOCUMENTS

2,852,753 A 9/1958 Gent et al.
 2,921,277 A 1/1960 Goubau
 D194,748 S 3/1963 Rogers
 D327,390 S 6/1992 Schlosser et al.
 D327,690 S * 7/1992 Ogawa D14/230
 D327,691 S 7/1992 Ogawa et al.
 D347,436 S 5/1994 Tang
 D367,063 S 2/1996 Fillion-Robin
 D369,785 S 5/1996 Cote
 D379,818 S 6/1997 Aldama et al.
 D379,992 S 6/1997 Aldama et al.
 D385,564 S 10/1997 Serksnis et al.
 D390,566 S 2/1998 Martek et al.
 D401,592 S 11/1998 Nishimura et al.
 D401,593 S 11/1998 Nishimura et al.
 D401,594 S 11/1998 Nishimura
 D402,663 S 12/1998 Fechner
 5,889,449 A 3/1999 Fiedziuszko
 D427,999 S 7/2000 Tate et al.
 6,239,377 B1 5/2001 Nishikawa et al.
 D455,734 S 4/2002 Disanza et al.
 D457,518 S 5/2002 Wilson et al.
 D457,877 S 5/2002 Bryson et al.
 D468,731 S 1/2003 Wilson et al.
 D500,753 S 1/2005 Nagatomi
 D506,749 S 6/2005 Browning et al.
 7,009,471 B2 3/2006 Elmore
 D520,499 S 5/2006 Nagatomi
 7,567,154 B2 7/2009 Elmore
 7,590,404 B1 9/2009 Johnson et al.
 D634,308 S 3/2011 Nilsson et al.
 8,159,385 B2 4/2012 Farneth et al.
 8,212,635 B2 7/2012 Miller, II et al.
 8,253,516 B2 8/2012 Miller, II et al.
 8,269,583 B2 9/2012 Miller, II et al.
 8,344,829 B2 1/2013 Miller, II et al.
 D744,311 S * 12/2015 Gallagher D8/307
 D754,107 S 4/2016 Nabavi
 D771,468 S * 11/2016 Gallagher D8/307
 D772,850 S 11/2016 Säfström et al.
 D787,482 S 5/2017 Jang et al.
 D794,635 S 8/2017 Nimre
 D799,945 S * 10/2017 Sotto D8/373
 D801,316 S 10/2017 Weber et al.
 D805,503 S 12/2017 Corp et al.
 D806,691 S 1/2018 Andersson
 D807,863 S * 1/2018 Ploetz D14/230
 D817,914 S * 5/2018 Britz D14/140.6
 D825,539 S * 8/2018 Lu D14/240
 D829,696 S * 10/2018 Wallace D14/233
 2004/0113756 A1 6/2004 Mollenkopf et al.
 2004/0192415 A1 * 9/2004 Luglio H04B 1/38
 455/575.1

2005/0258920 A1 11/2005 Elmore et al.
 2008/0064331 A1 3/2008 Washiro et al.
 2008/0211727 A1 9/2008 Elmore et al.
 2009/0079660 A1 3/2009 Elmore et al.
 2009/0258652 A1 10/2009 Lambert et al.
 2010/0225426 A1 9/2010 Unger et al.
 2011/0110404 A1 5/2011 Washiro
 2011/0132658 A1 6/2011 Miller, II et al.
 2011/0187578 A1 8/2011 Farneth et al.
 2013/0064311 A1 3/2013 Turner et al.
 2014/0155054 A1 6/2014 Henry et al.
 2014/0171113 A1 6/2014 Christmann et al.
 2014/0266946 A1 9/2014 Stevenson et al.
 2014/0285277 A1 9/2014 Herbsommer et al.
 2016/0112135 A1 4/2016 Henry et al.
 2018/0219579 A1 8/2018 Britz et al.
 2019/0007096 A1 1/2019 Britz et al.

OTHER PUBLICATIONS

Akalin, Tahsin et al., "Single-Wire Transmission Lines at Terahertz Frequencies", IEEE Transactions on Microwave Theory and Techniques, vol. 54, No. 6, 2006, 2762-2767.
 Barlow, H. M. et al., "Surface Waves", 621.396.11 : 538.566, Paper No. 1482 Radio Section, 1953, pp. 329-341.
 Corridor Systems, "A New Approach to Outdoor DAS Network Physical Layer Using E-Line Technology", Mar. 2011, 5 pages.
 Goubau, Georg et al., "Investigation of a Surface-Wave Line for Long Distance Transmission", 1952, 263-267.
 Goubau, Georg et al., "Investigations with a Model Surface Wave Transmission Line", IRE Transactions on Antennas and Propagation, 1957, 222-227.
 Goubau, Georg, "Open Wire Lines", IRE Transactions on Microwave Theory and Techniques, 1956, 197-200.
 Goubau, Georg, "Single-Conductor Surface-Wave Transmission Lines", Proceedings of the I.R.E., 1951, 619-624.
 Goubau, Georg, "Surface Waves and Their Application to Transmission Lines", Radio Communication Branch, Coles Signal Laboratory, Mar. 10, 1950, 1119-1128
 Goubau, Georg, "Waves on Interfaces", IRE Transactions on Antennas and Propagation, Dec. 1959, 140-146.
 Ren-Bin, Zhong et al., "Surface plasmon wave propagation along single metal wire", Chin. Phys. B, vol. 21, No. 11, May 2, 2012, 9 pages.
 Sommerfeld, A., "On the propagation of electrodynamic waves along a wire", Annals of Physics and Chemistry New Edition, vol. 67, No. 2, 1899, 72 pages.
 Wang, Kanglin, "Dispersion of Surface Plasmon Polaritons on Metal Wires in the Terahertz Frequency Range", Physical Review Letters, PRL 96, 157401, 2006, 4 pages.

* cited by examiner

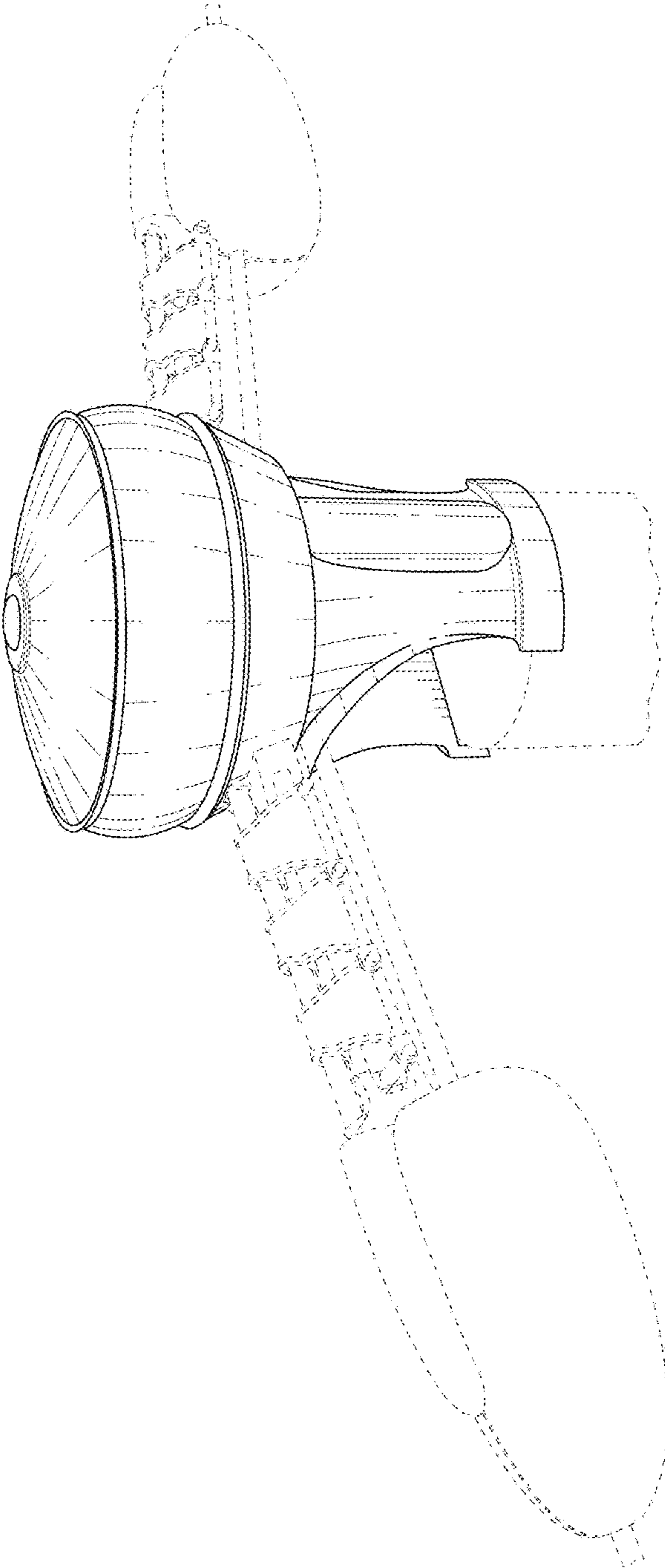


FIG. 1

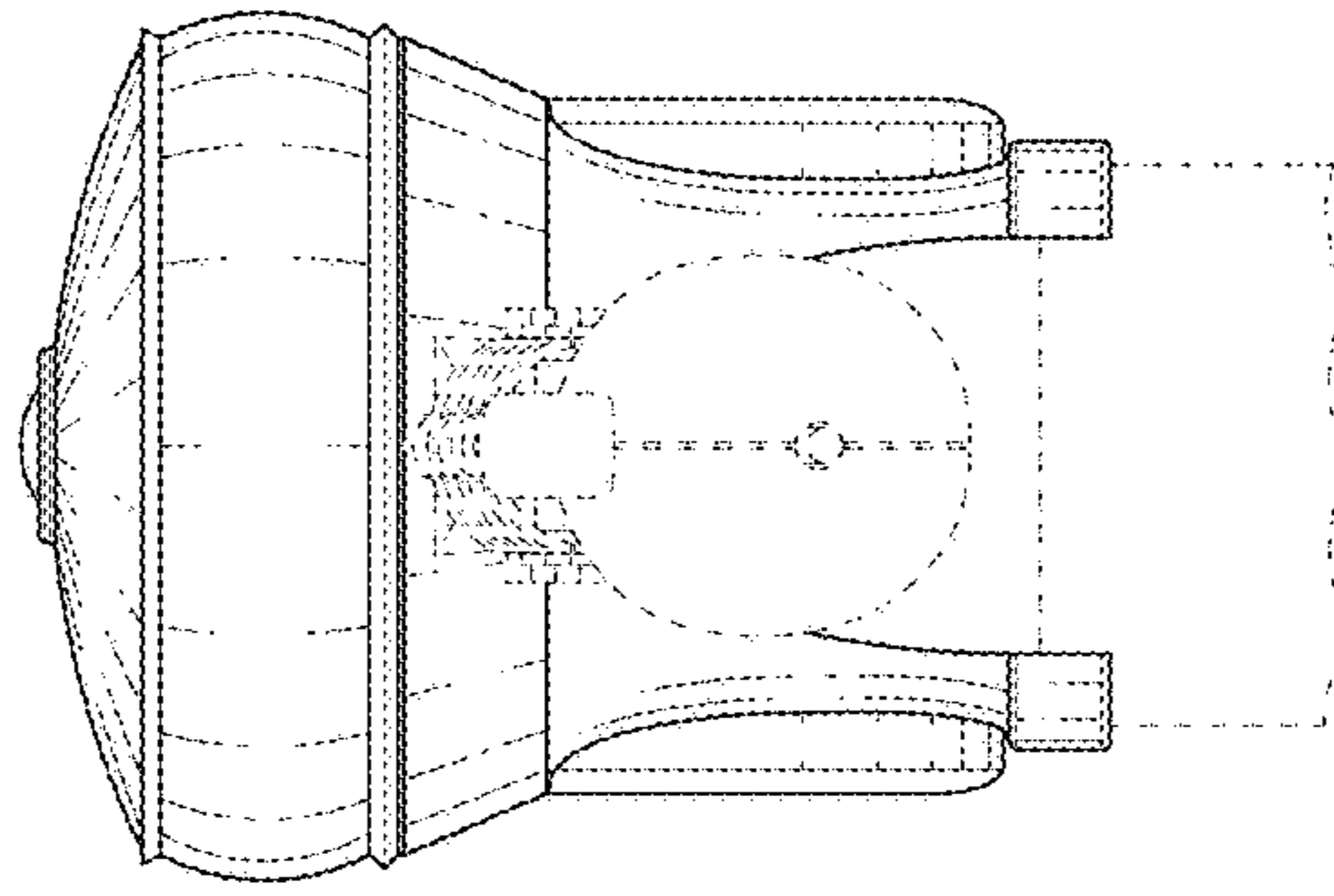


FIG. 3

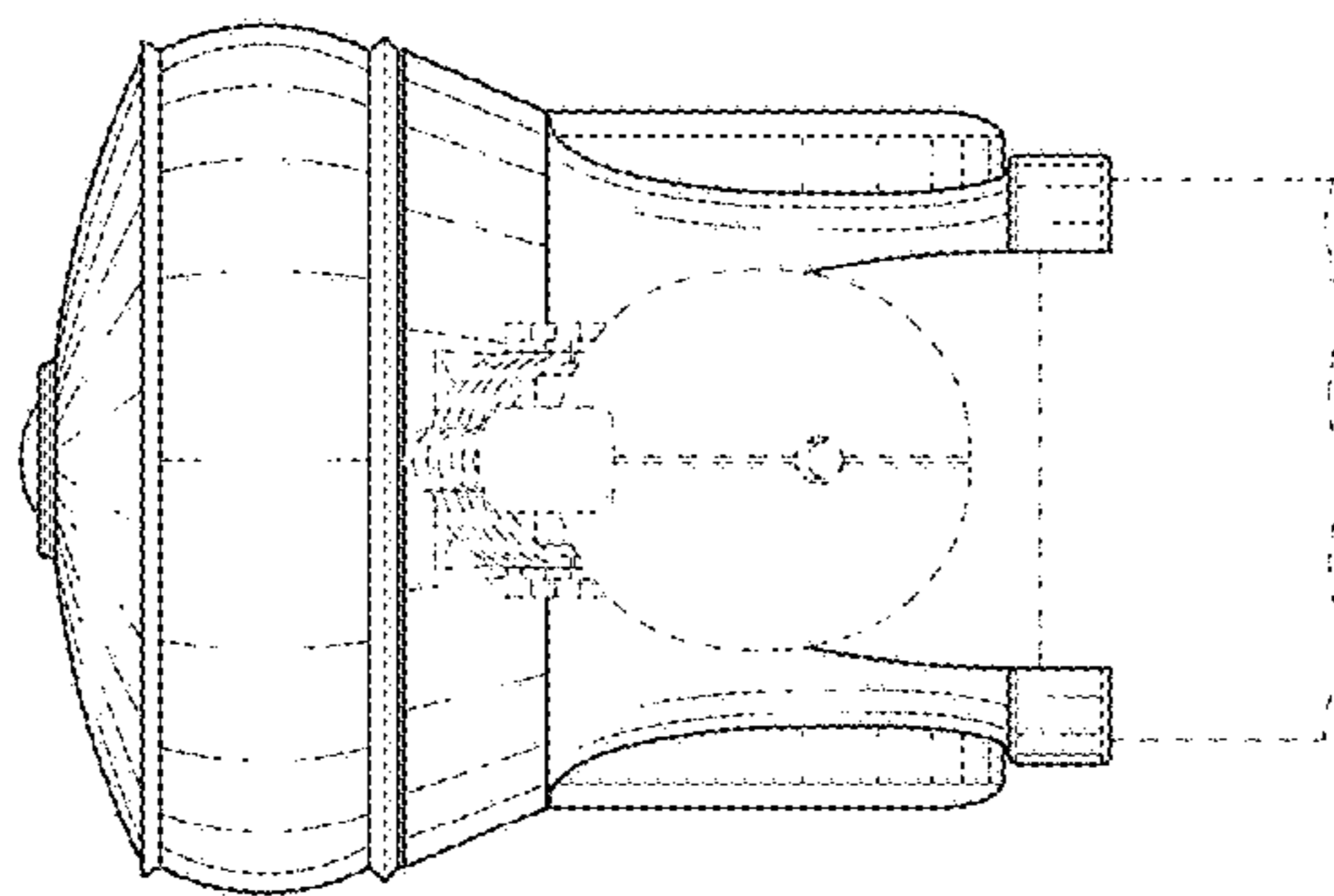


FIG. 2

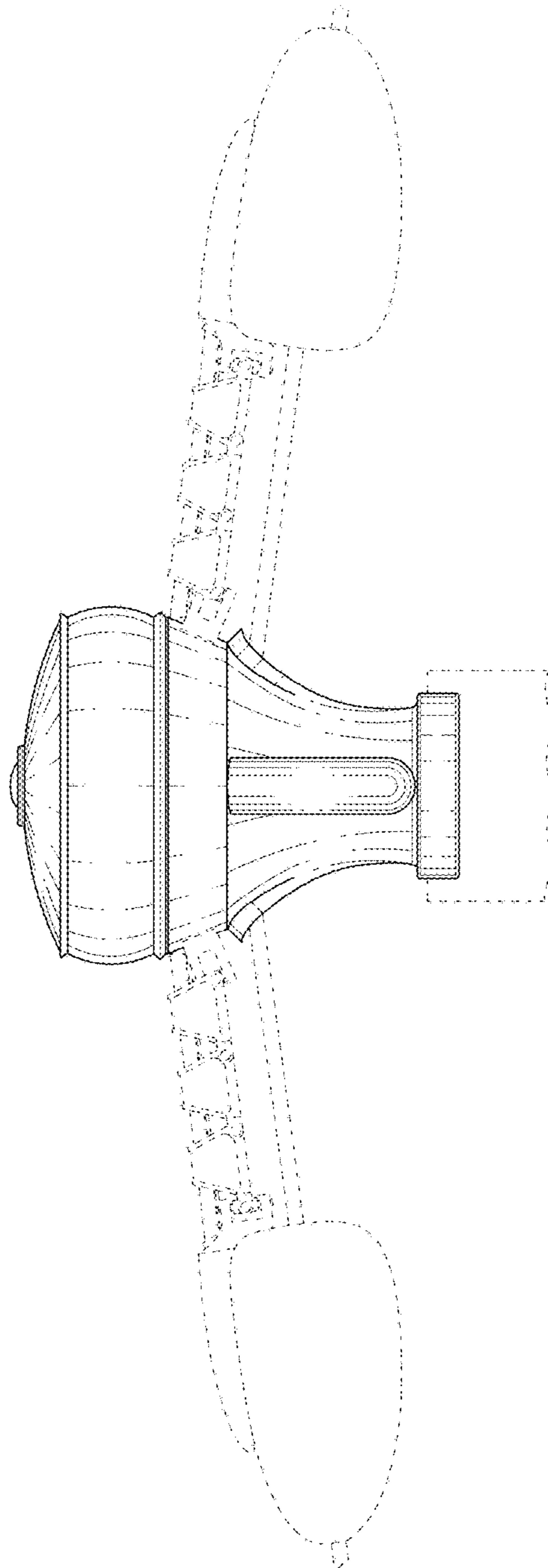


FIG. 4

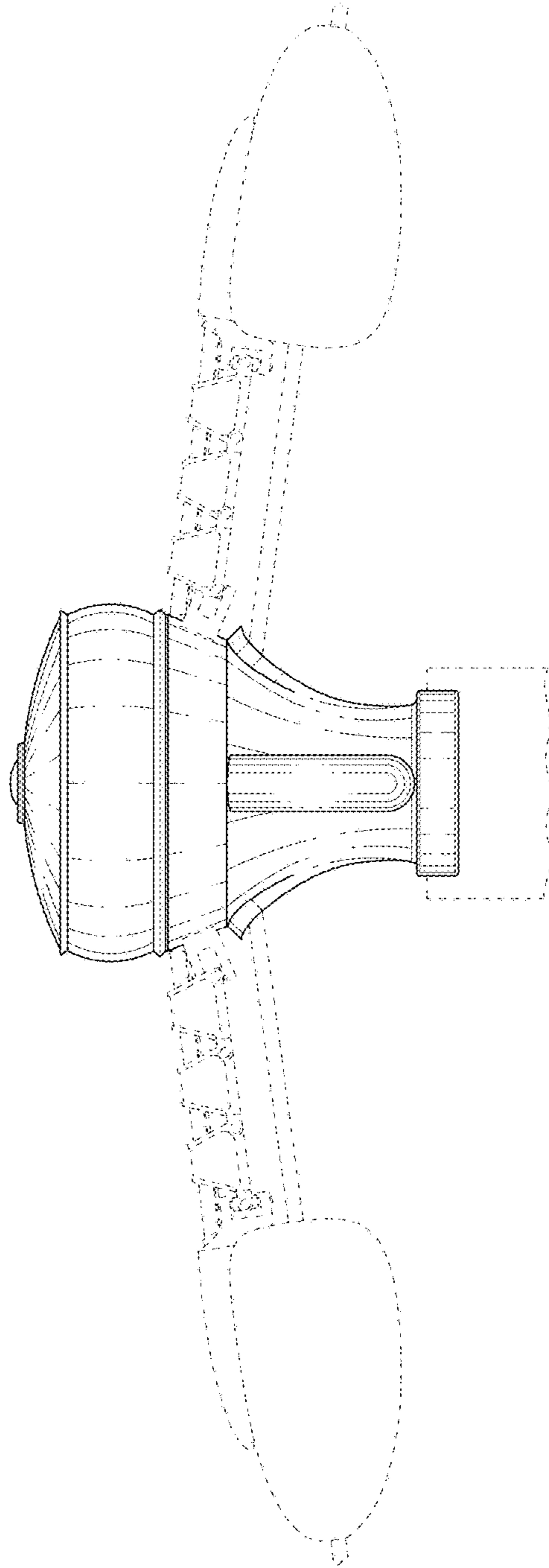


FIG. 5

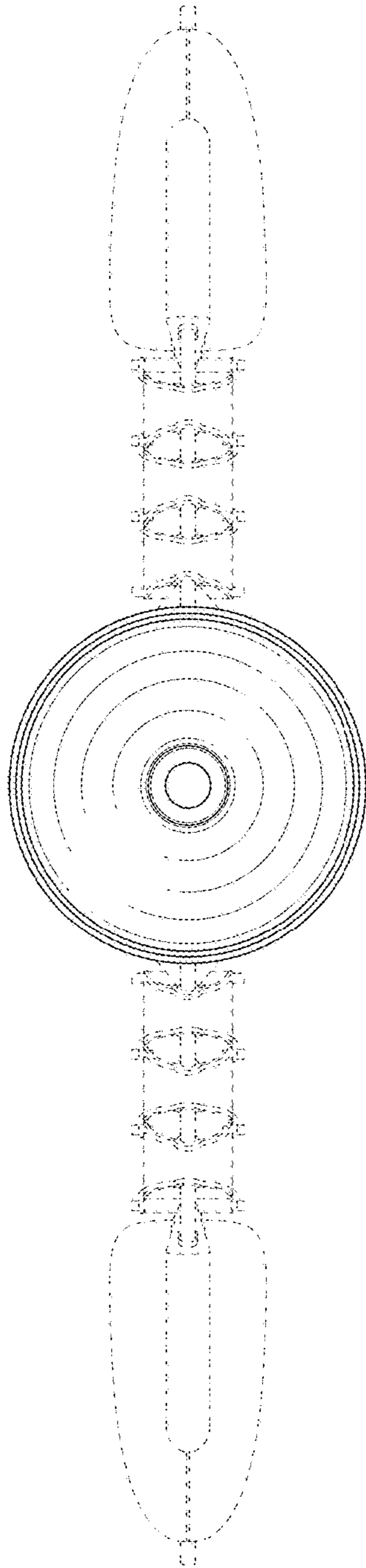


FIG. 6

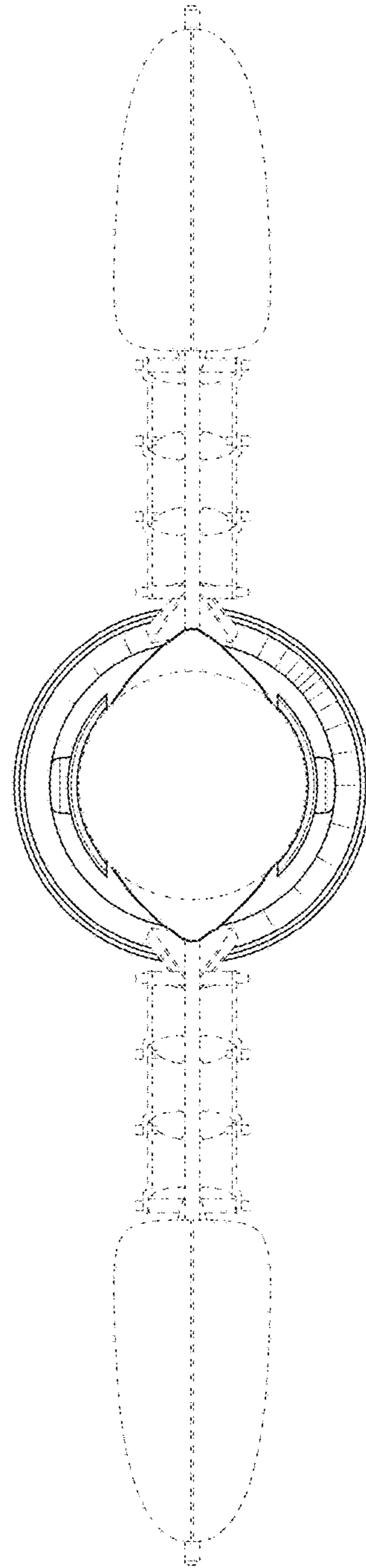


FIG. 7