



US00D868658S

(12) **United States Design Patent** (10) **Patent No.:** **US D868,658 S**  
**Swisher et al.** (45) **Date of Patent:** **\*\* Dec. 3, 2019**

(54) **LICENSE PLATE COVER**  
(71) Applicant: **BBS Creative LLC**, Wimberley, TX (US)  
(72) Inventors: **Chad E. Swisher**, Austin, TX (US); **Anthony S. Lopez**, Austin, TX (US)  
(73) Assignee: **BBS Creative LLC**, Wimberley, TX (US)  
(\*\*) Term: **15 Years**  
(21) Appl. No.: **29/685,231**  
(22) Filed: **Mar. 27, 2019**  
(51) **LOC (12) Cl.** ..... **12-16**  
(52) **U.S. Cl.**  
USPC ..... **D12/193**  
(58) **Field of Classification Search**  
USPC ..... D12/193  
CPC ..... B60R 13/10; B60R 13/105; B60R 19/24; B60R 19/52  
See application file for complete search history.

(56) **References Cited**

**U.S. PATENT DOCUMENTS**

D312,066 S \* 11/1990 Fabbrini ..... D12/193  
5,029,053 A 7/1991 Solow  
D370,450 S \* 6/1996 Doan ..... D12/193  
D382,241 S 8/1997 Moureaux  
D406,806 S \* 3/1999 Wallace ..... D12/193  
D473,503 S \* 4/2003 Byrne ..... D12/193  
D489,031 S \* 4/2004 Leibman ..... D12/193  
D565,113 S \* 3/2008 Fischer, III ..... D20/13  
D623,105 S \* 9/2010 Aneiros ..... D12/193  
D625,234 S 10/2010 Vuletic  
D633,837 S \* 3/2011 Murray ..... D12/193

D695,174 S 12/2013 Kang  
D713,771 S 9/2014 Kuo  
D718,690 S 12/2014 Marksteiner  
D758,267 S \* 6/2016 Marko, Jr. .... D12/193  
D777,632 S 1/2017 Perez  
D784,880 S 4/2017 Liao  
D799,387 S \* 10/2017 Malina ..... D12/167  
D818,917 S \* 5/2018 Addy ..... D12/193  
D824,307 S 7/2018 Spencer  
D825,374 S \* 8/2018 Alaniz ..... D11/95  
10,053,029 B2 \* 8/2018 Georgiadis ..... G09F 21/048  
D833,352 S \* 11/2018 Reshetnyak ..... D12/193  
D834,479 S \* 11/2018 Spencer ..... D12/193  
D847,713 S \* 5/2019 Swisher ..... D12/193  
2004/0148826 A1 \* 8/2004 MacNeil ..... G09F 7/002  
40/209  
2006/0156595 A1 7/2006 Kasak  
2007/0157495 A1 \* 7/2007 Yang ..... B60R 13/105  
40/201

\* cited by examiner

*Primary Examiner* — Natasha Vujcic  
(74) *Attorney, Agent, or Firm* — Mitchell Law PLLC;  
Matthew W. Mitchell

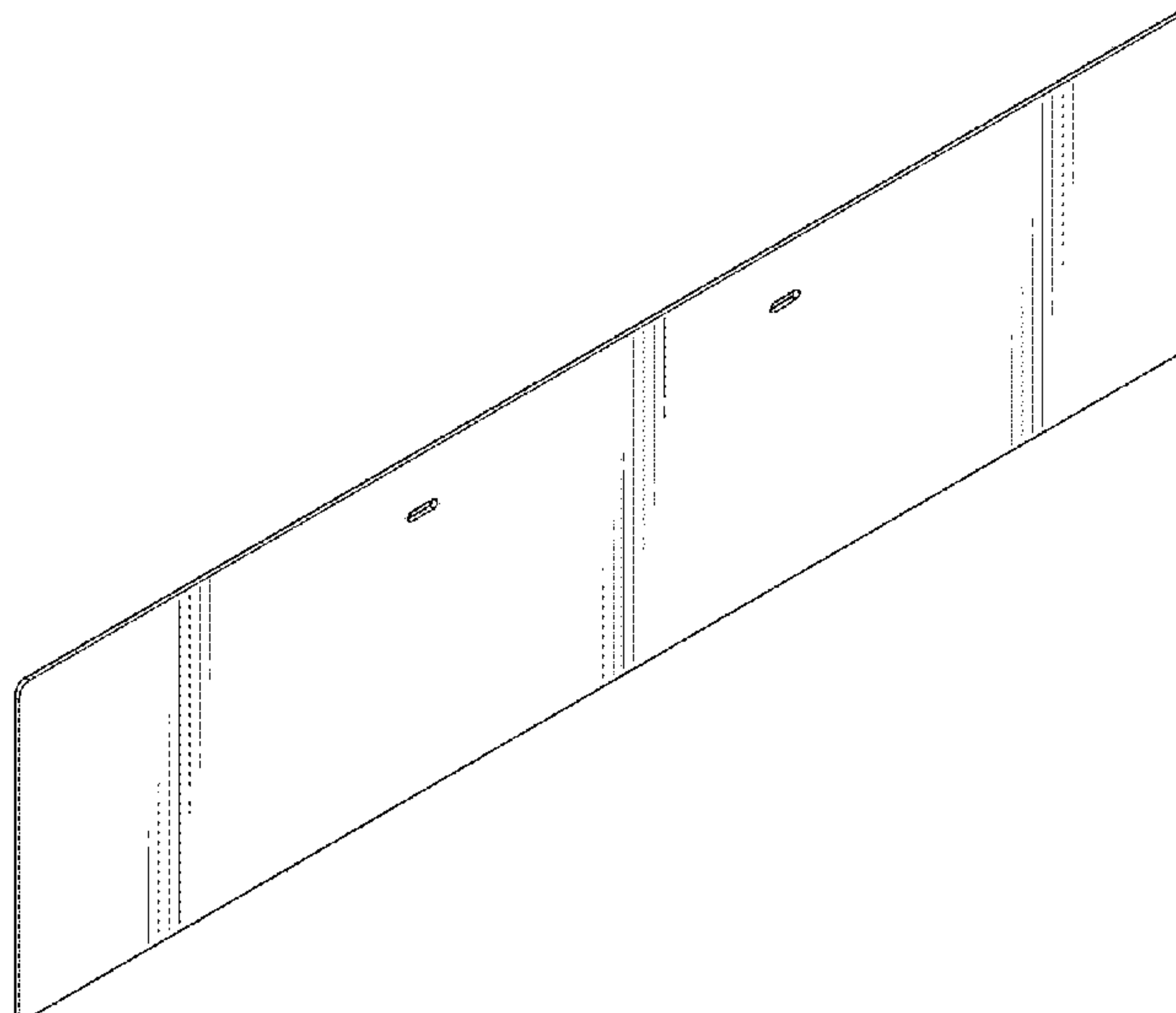
(57) **CLAIM**

The ornamental design for a license plate cover, as shown.

**DESCRIPTION**

FIG. 1 is a front isometric view of the license plate cover of the present invention;  
FIG. 2 is a front view thereof;  
FIG. 3 is a rear view thereof;  
FIG. 4 is a left-side view thereof;  
FIG. 5 is a right-side view thereof;  
FIG. 6 is a top plan view thereof; and,  
FIG. 7 is a bottom plan view thereof.

**1 Claim, 7 Drawing Sheets**



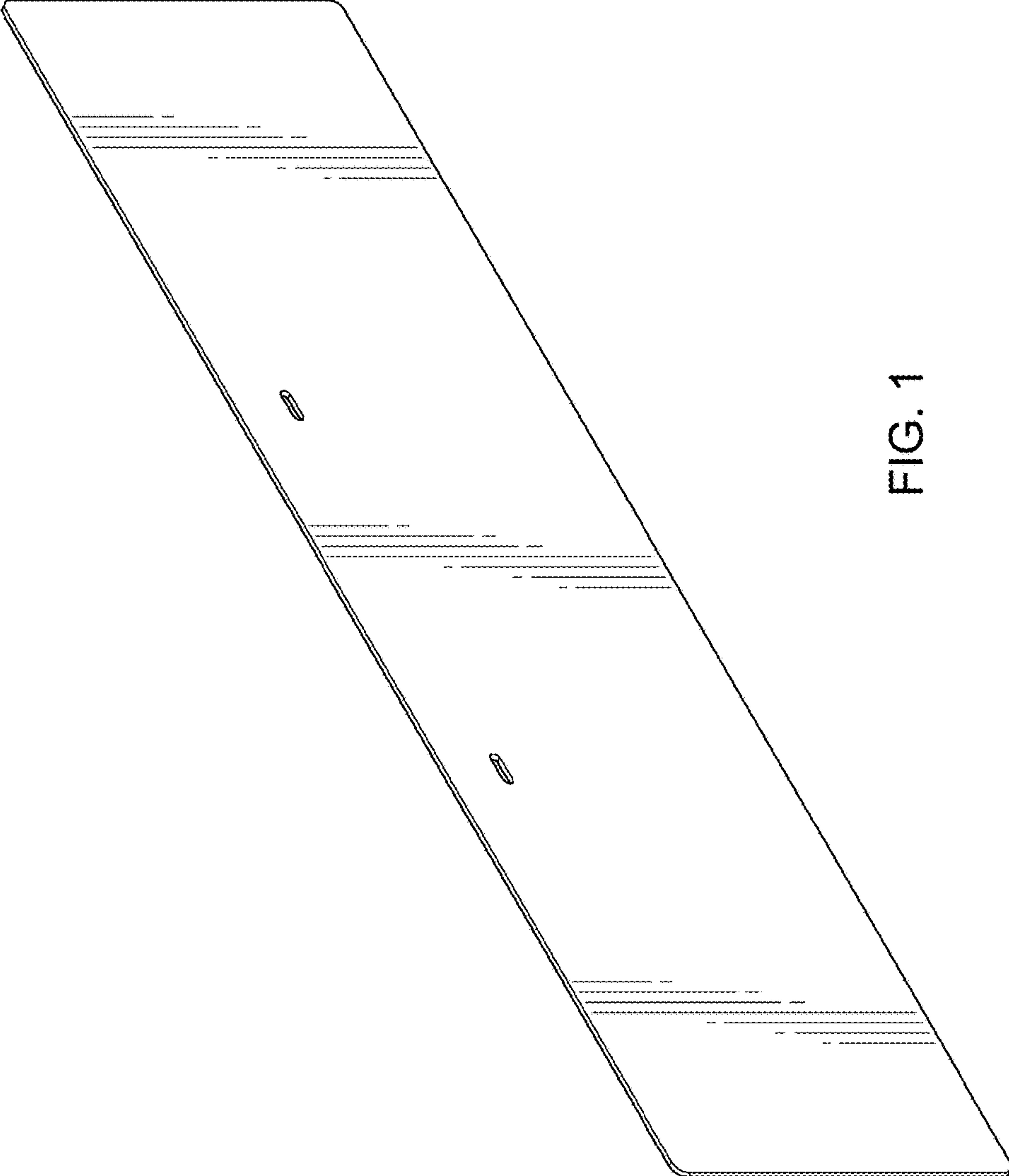


FIG. 1

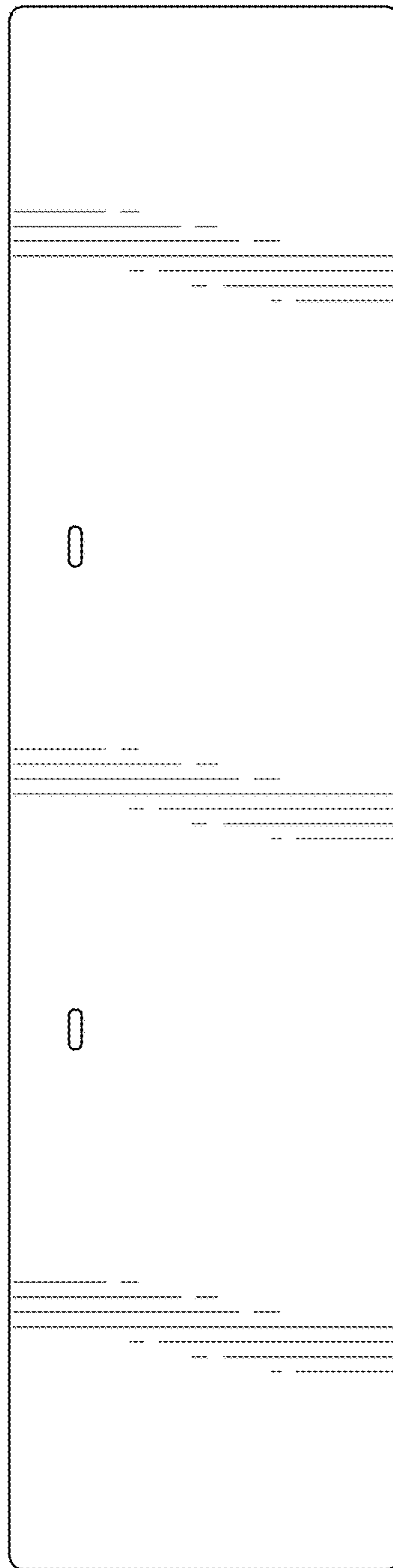


FIG. 2




FIG. 3




FIG. 4



FIG. 5



FIG. 6



FIG. 7