



US00D868645S

(12) **United States Design Patent** (10) **Patent No.:** **US D868,645 S**  
**Battams** (45) **Date of Patent:** **\*\* Dec. 3, 2019**

(54) **FRONT END OF A VEHICLE**

(71) Applicant: **Jaguar Land Rover Limited**, Whitley, Coventry (GB)

(72) Inventor: **Robert Battams**, Coventry (GB)

(73) Assignee: **Jaguar Land Rover Limited**, Whitley, Coventry (GB)

(\*\*) Term: **15 Years**

(21) Appl. No.: **29/622,719**

(22) Filed: **Oct. 19, 2017**

(30) **Foreign Application Priority Data**

Apr. 21, 2017 (EM) ..... 003866920

(51) **LOC (12) Cl.** ..... **12-16**

(52) **U.S. Cl.**  
USPC ..... **D12/164**

(58) **Field of Classification Search**  
USPC .... D12/86, 90–92, 163, 164, 169, 171, 196,  
D12/216; D21/548, 560

CPC ... B60Y 2306/01; B60K 11/085; B60R 19/02;  
B60R 19/04; B62D 25/08

See application file for complete search history.

(56) **References Cited**

**U.S. PATENT DOCUMENTS**

D762,142 S *	7/2016	Battams	.....	D12/91
D793,907 S *	8/2017	Woolley	.....	D12/91
D805,959 S *	12/2017	Wheel	.....	D12/91
D805,960 S *	12/2017	Wheel	.....	D12/91
D807,228 S *	1/2018	Woolley	.....	D12/91
D840,273 S *	2/2019	Battams	.....	D12/91

**OTHER PUBLICATIONS**

4 Wheels News—2019 Range Rover Sport <https://www.4wheelsnews.com/auto/2018-range-rover-sport-plug-in-hybrid-svr-facelift-official-38149-g-258901.html> Oct. 6, 2017 (Year: 2017).\*

Land Rover USA—Range Rover Sport <https://www.landroverusa.com/vehicles/range-rover-sport/index.html> Oct. 4, 2017 (Year: 2017).\*

\* cited by examiner

*Primary Examiner* — Leanne Was-Englehart

(74) *Attorney, Agent, or Firm* — Wood Herron & Evans LLP

(57) **CLAIM**

The ornamental design for a front end of a vehicle, as shown and described.

**DESCRIPTION**

FIG. 1 is a front right perspective view of a front end of a vehicle according to the present invention.

FIG. 2 is a front left perspective view of the front end of a vehicle shown in FIG. 1.

FIG. 3 is a rear left perspective view thereof.

FIG. 4 is a rear right perspective view thereof.

FIG. 5 is a front view thereof.


FIG. 6 is a left side view thereof.

FIG. 7 is a right side view thereof; and,

FIG. 8 is a top view thereof.

In the Figures the broken lines form no part of the claimed design, but serve as an unclaimed boundary. More specifically, in the Figures the inventive front end of a vehicle is shown within the broken line, and the rest of the vehicle is shown in de-emphasized and half-tone portions so as to illustrate environmental structure. These portions form no part of the claimed design.

**1 Claim, 8 Drawing Sheets**








FIG. 1






FIG. 2






FIG. 3






FIG. 4





FIG. 5






FIG. 6






FIG. 7



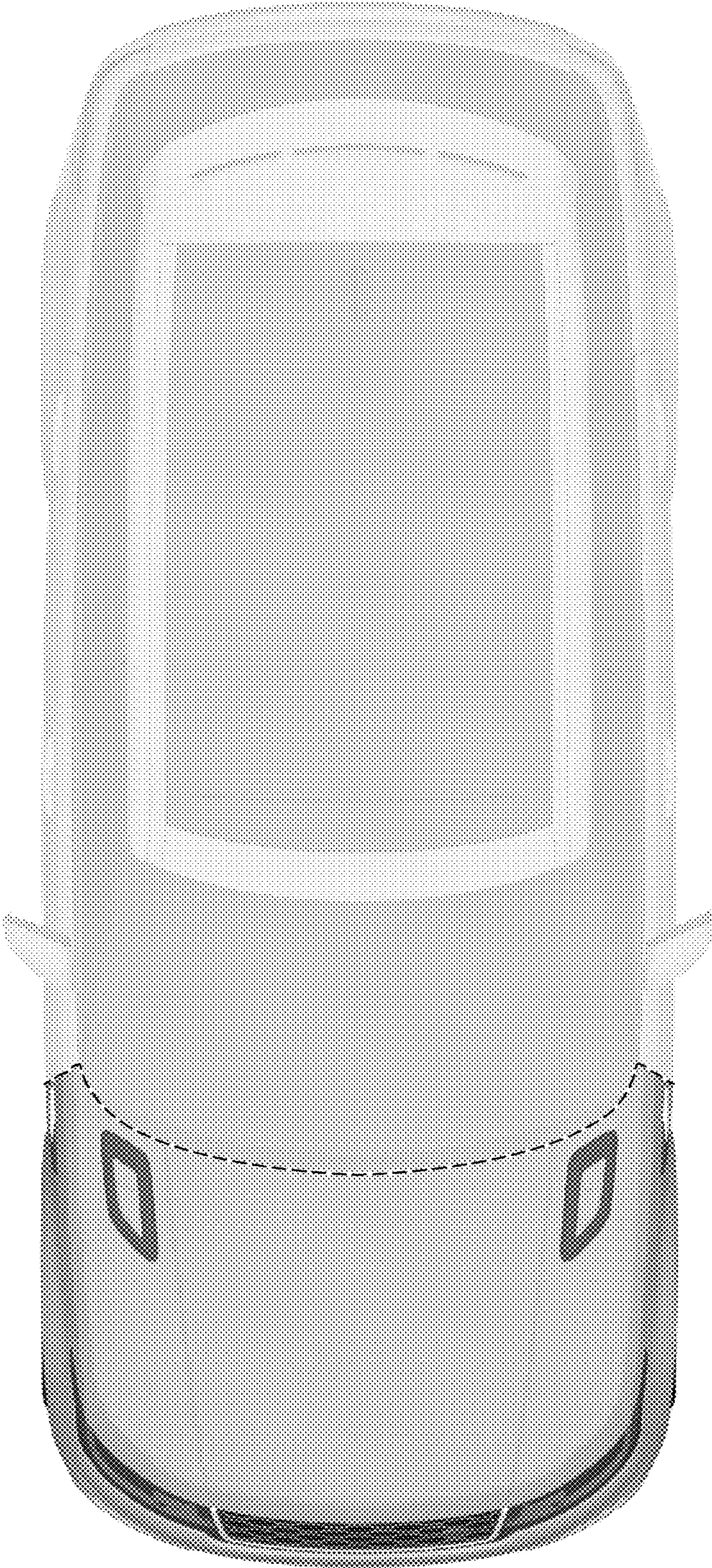


FIG. 8