



US00D868643S

(12) **United States Design Patent** (10) **Patent No.:** **US D868,643 S**
DiCanzio (45) **Date of Patent:** **** Dec. 3, 2019**

(54) **LOWER GRILLE**
(71) Applicant: **Turn 5, Inc.**, Paoli, PA (US)
(72) Inventor: **Michael DiCanzio**, West Chester, PA (US)
(**) Term: **15 Years**
(21) Appl. No.: **29/647,065**
(22) Filed: **May 9, 2018**
(51) **LOC (12) Cl.** **12-16**
(52) **U.S. Cl.**
USPC **D12/163**
(58) **Field of Classification Search**
USPC D12/169, 196, 86, 90-92, 163, 190, 98,
D12/164; 293/102, 113, 115, 117, 120,
293/193.11; 296/180.1, 180.2; 180/68.1,
180/68.6
CPC B60R 19/52; B60K 11/08; B62D 25/08;
B62B 9/16
See application file for complete search history.

D712,318 S * 9/2014 Mays D12/163
D722,923 S * 2/2015 George D12/163
D741,224 S * 10/2015 Rugar D12/91
D754,563 S * 4/2016 Behmer D12/91
D769,159 S * 10/2016 Platto D12/163
D771,533 S * 11/2016 Kapitonov D12/169
D771,534 S * 11/2016 Bucher D12/169
D794,517 S * 8/2017 Woolley D12/163
D819,512 S * 6/2018 Behmer D12/163

* cited by examiner

Primary Examiner — Melody N Brown
(74) *Attorney, Agent, or Firm* — Schott, P.C.

(57) **CLAIM**

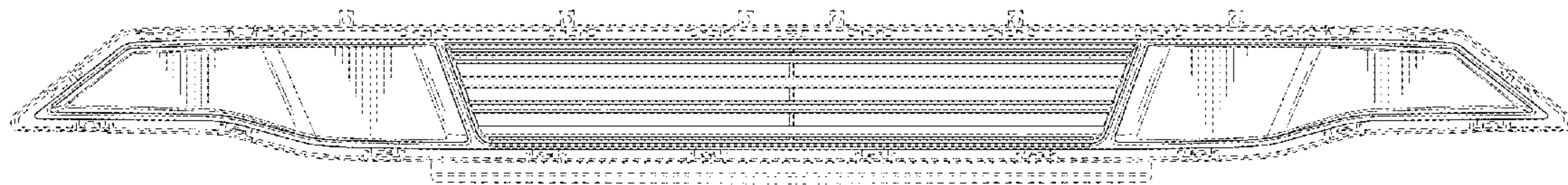
The ornamental design for a lower grille, as shown and described.

DESCRIPTION

FIG. 1 is a right, front perspective view of a lower grille showing my new design;
FIG. 2 is a front view thereof;
FIG. 3 is a rear view thereof;
FIG. 4 is a left side view thereof;
FIG. 5 is a right side view thereof;
FIG. 6 is a top view thereof;
FIG. 7 is a bottom view thereof; and,
FIG. 8 is another right, front perspective view thereof shown mounted on a vehicle.
The broken lines shown throughout drawing views are for illustrative and environmental purposes and form no part of the claimed design.

1 Claim, 5 Drawing Sheets

(56) **References Cited**
U.S. PATENT DOCUMENTS
D473,500 S * 4/2003 Okumoto D12/169
D502,675 S * 3/2005 Ichinose D12/169
D504,366 S * 4/2005 Ishibashi D12/169
D533,819 S * 12/2006 Hogios D12/169
D561,072 S * 2/2008 Golden D12/169
D678,824 S * 3/2013 Behmer D12/163
D681,514 S * 5/2013 Platto D12/163



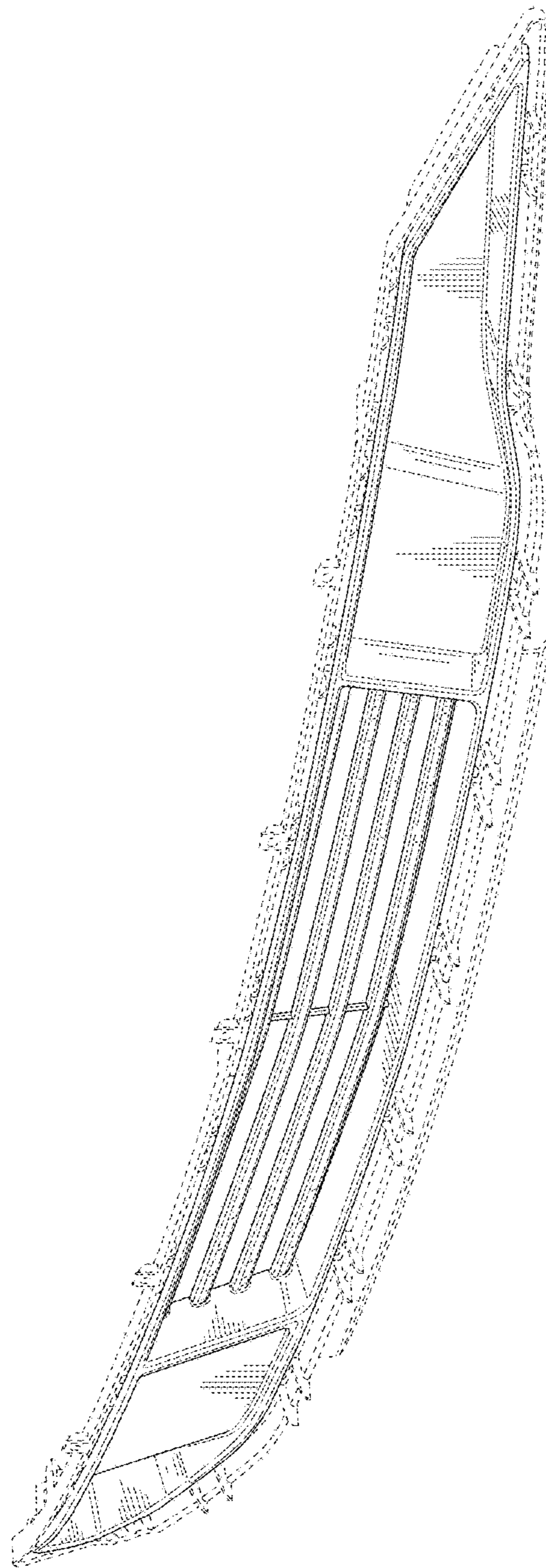


FIG. 1

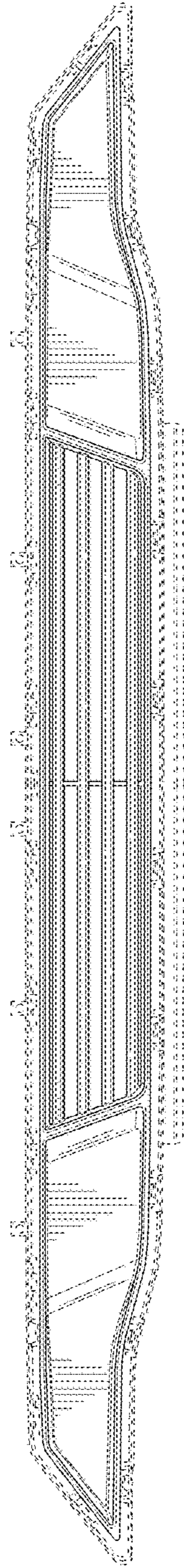


FIG. 2

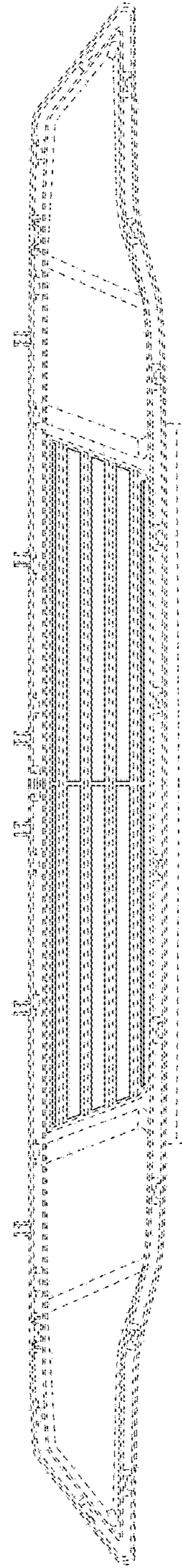


FIG. 3

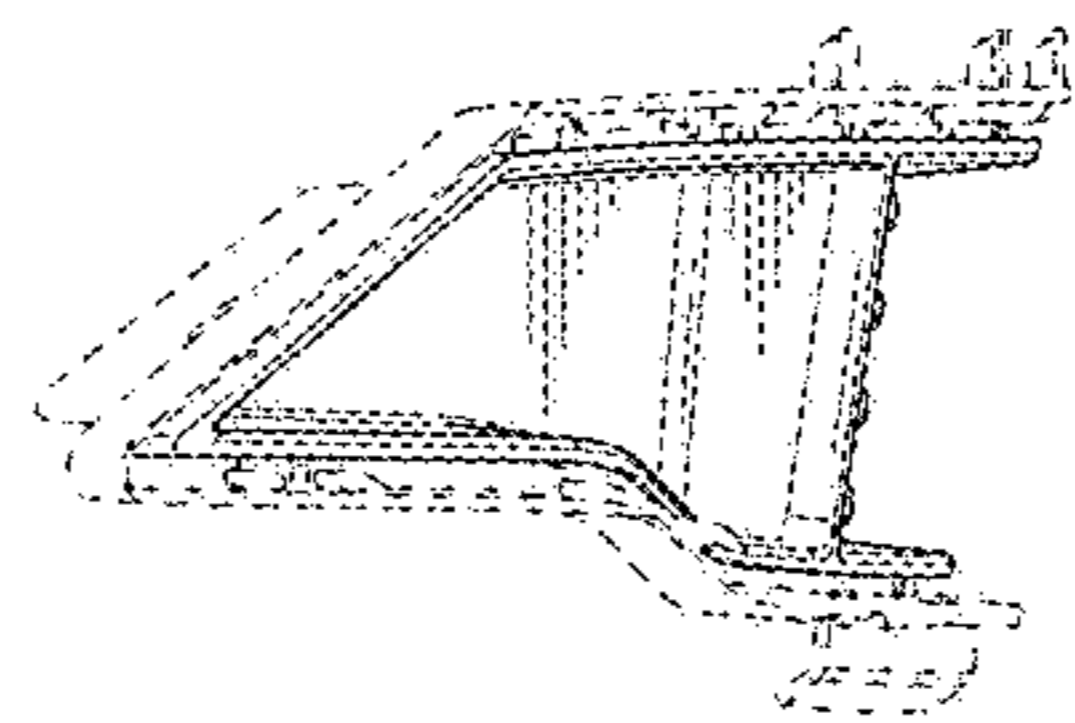


FIG. 4

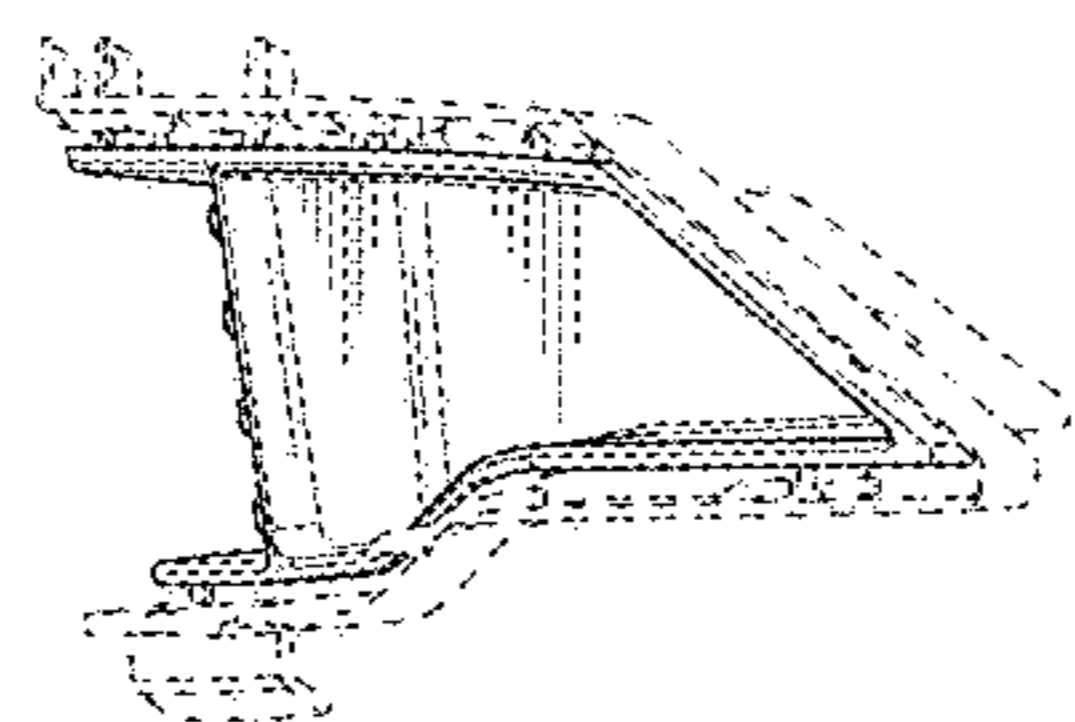


FIG. 5




FIG. 6

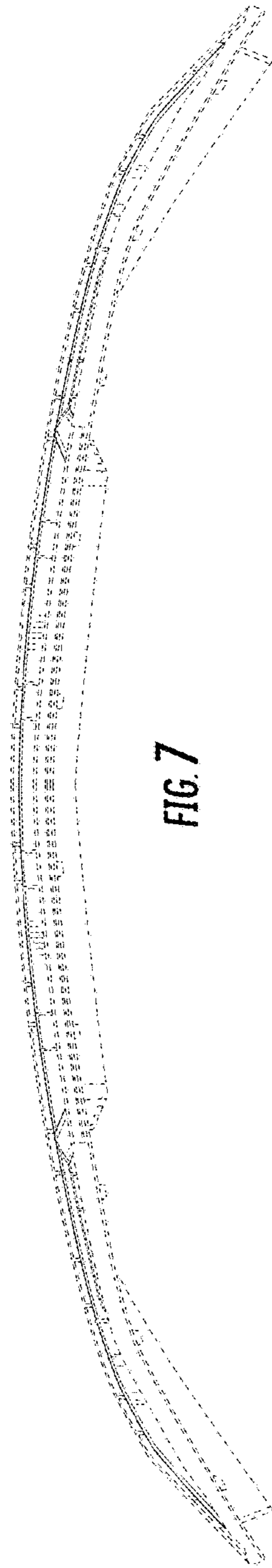


FIG. 7

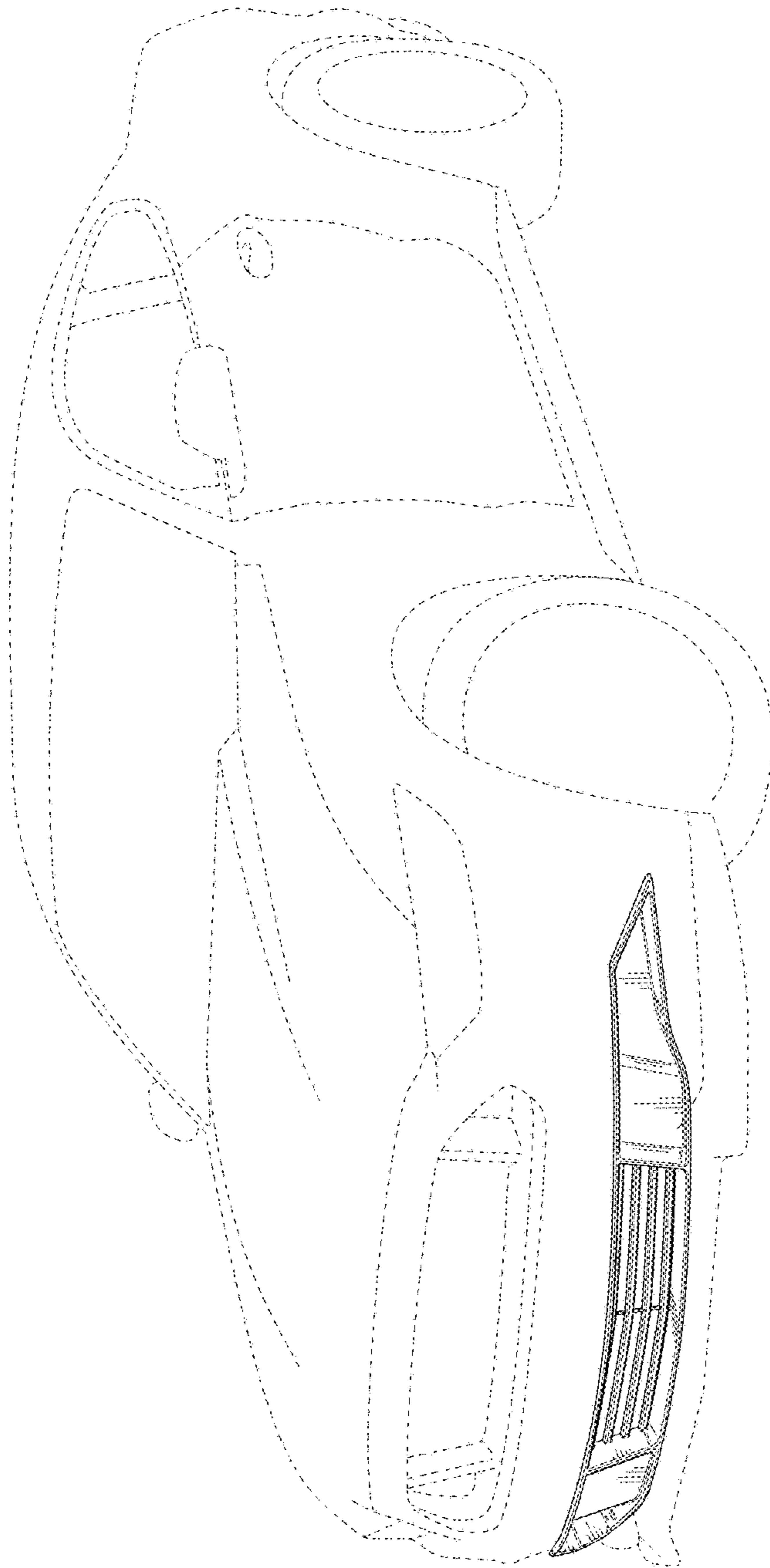


FIG. 8