



US00D868640S

(12) **United States Design Patent** (10) **Patent No.:** **US D868,640 S**
DiCanzio (45) **Date of Patent:** **** Dec. 3, 2019**

(54) **UPPER GRILLE**
(71) Applicant: **Turn 5, Inc.**, Paoli, PA (US)
(72) Inventor: **Michael DiCanzio**, West Chester, PA (US)
(73) Assignee: **Turn 5, Inc.**, Paoli, PA (US)
(**) Term: **15 Years**
(21) Appl. No.: **29/647,037**
(22) Filed: **May 9, 2018**
(51) **LOC (12) Cl.** **12-16**
(52) **U.S. Cl.**
USPC **D12/163**
(58) **Field of Classification Search**
USPC D12/169, 196, 86, 90-92, 163, 190, 98,
D12/164; 293/102, 113, 115, 117, 120,
293/193.11; 296/180.1, 180.2; 180/68.1,
180/68.6
CPC B60R 19/52; B60K 11/08; B62D 25/08;
B62B 9/16
See application file for complete search history.

(56) **References Cited**

U.S. PATENT DOCUMENTS

D593,460 S * 6/2009 Schiavone D12/163
D664,481 S * 7/2012 Platto D12/163
D780,646 S * 3/2017 Wolff D12/163
D788,656 S * 6/2017 Svensson D12/163
D789,840 S * 6/2017 Curic D12/163
D791,653 S * 7/2017 Svensson D12/163
D824,807 S * 8/2018 Zhang D12/91

D827,508 S * 9/2018 Whitla D12/163
D827,509 S * 9/2018 Behmer D12/163
D827,513 S * 9/2018 Gueler D12/163
D837,700 S * 1/2019 Gueler D12/163
D844,500 S * 4/2019 Metros D12/163
D847,041 S * 4/2019 Blanski D12/163
D848,908 S * 5/2019 Krieg D12/163
D851,550 S * 6/2019 Mack D12/163
D851,551 S * 6/2019 Mack D12/163

* cited by examiner

Primary Examiner — Melody N Brown
(74) *Attorney, Agent, or Firm* — Schott, P.C.


(57) **CLAIM**

The ornamental design for the upper grille, as shown and described.

DESCRIPTION

FIG. 1 is a front perspective view of an upper grille showing my new design;
FIG. 2 is a front view thereof;
FIG. 3 is a rear view thereof;
FIG. 4 is a left side view thereof;
FIG. 5 is a right side view thereof;
FIG. 6 is a top view thereof;
FIG. 7 is a bottom view thereof; and,
FIG. 8 is another front perspective view thereof shown mounted on a vehicle.
The broken lines shown throughout drawing views are for illustrative and environmental purposes and form no part of the claimed design.

1 Claim, 5 Drawing Sheets



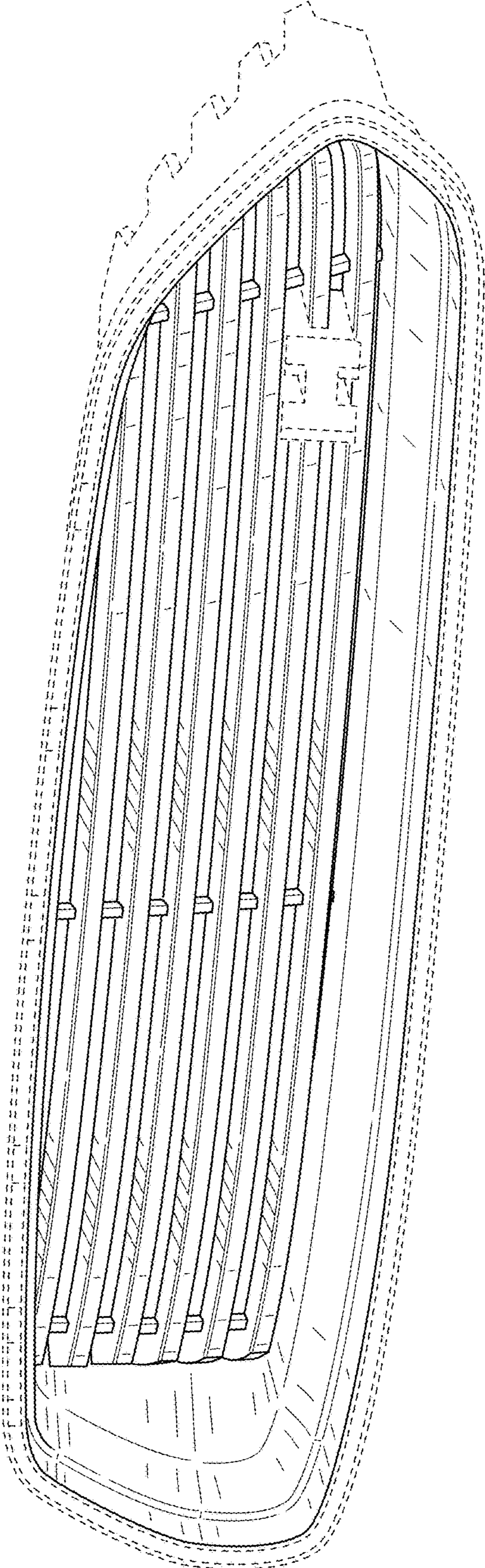


FIG. 1

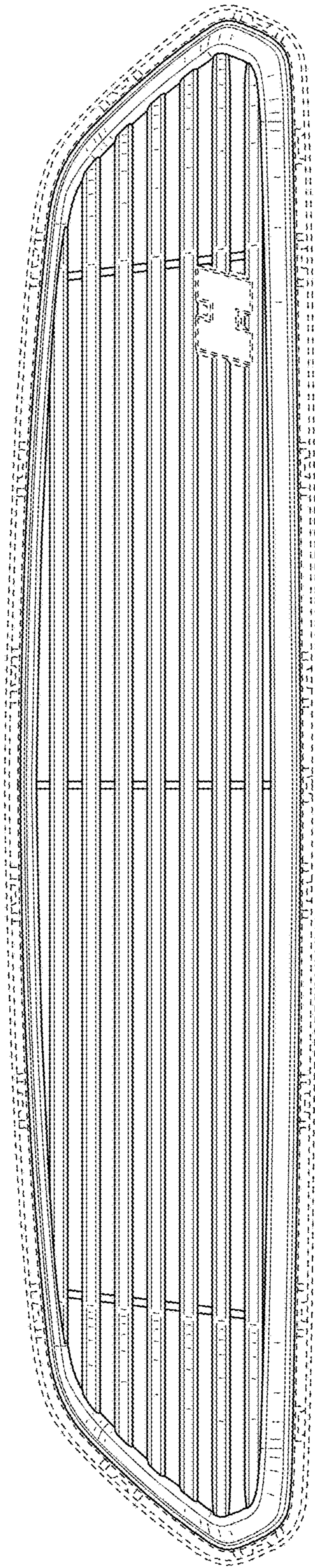


FIG. 2

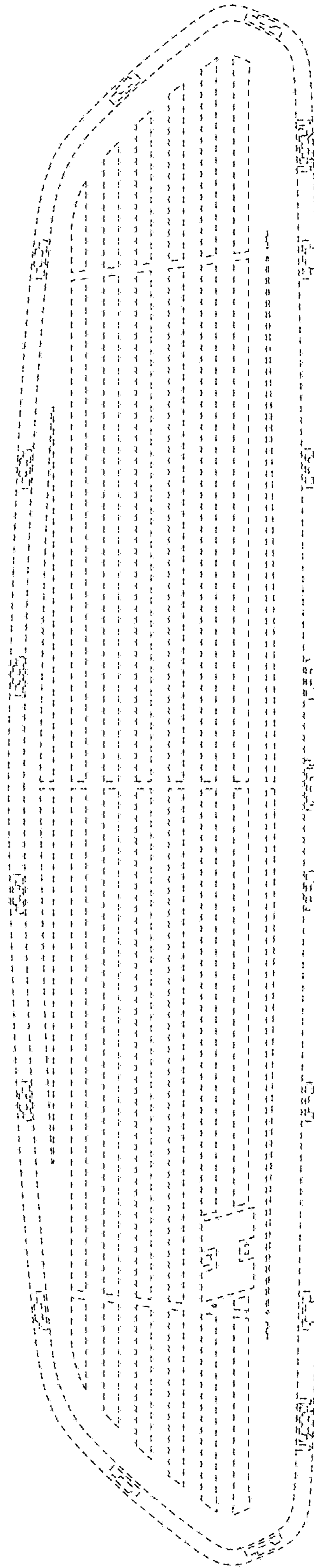


FIG. 3

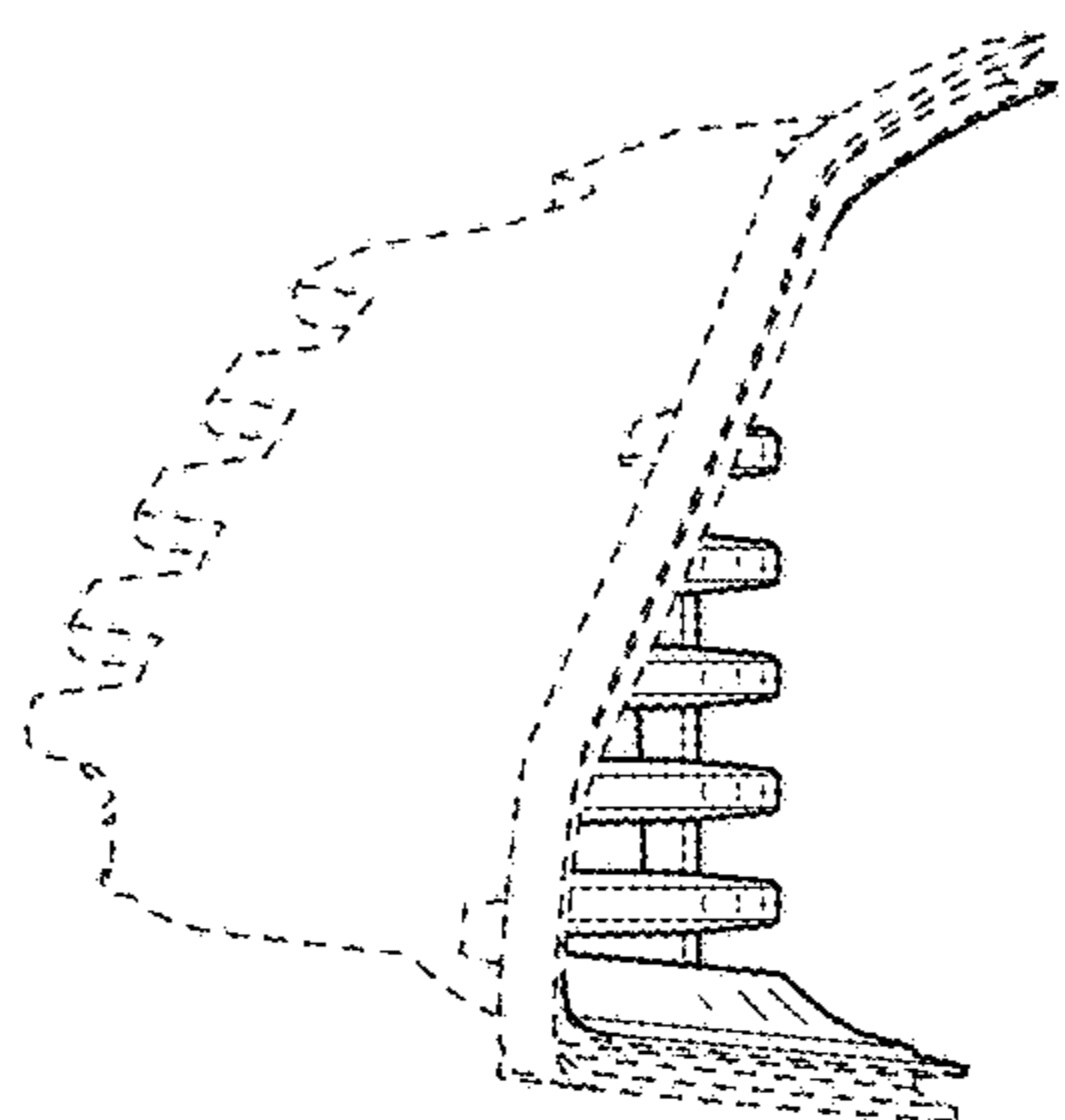


FIG. 4

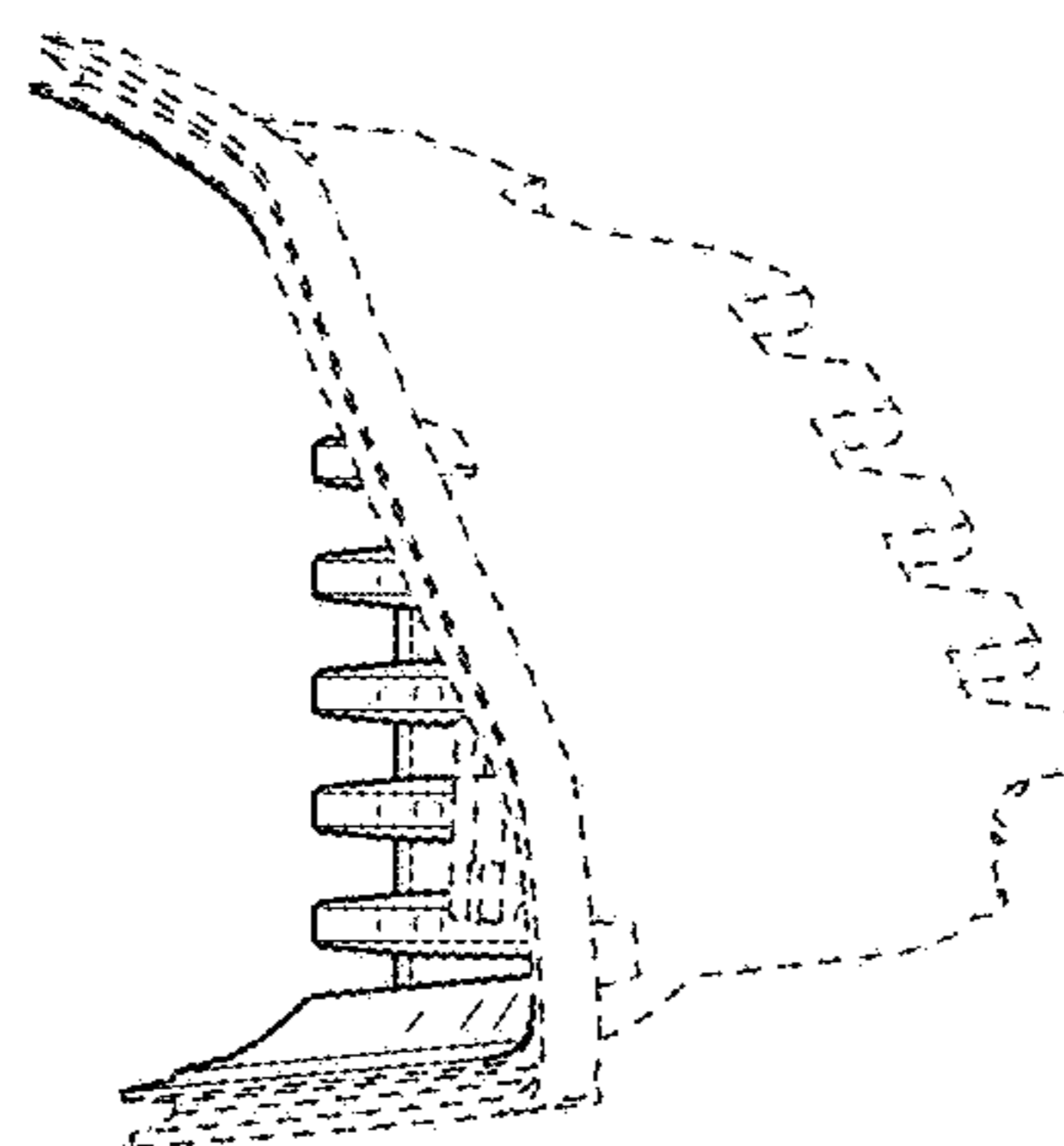


FIG. 5




FIG. 6

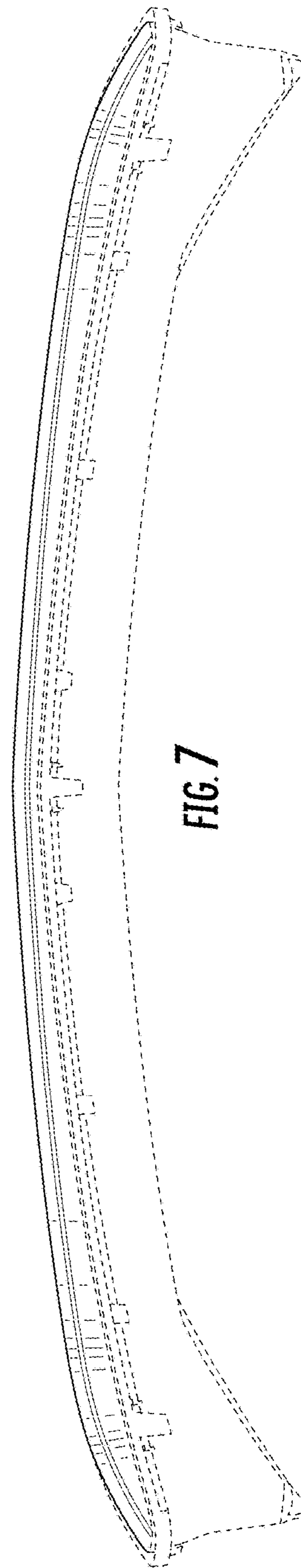


FIG. 7

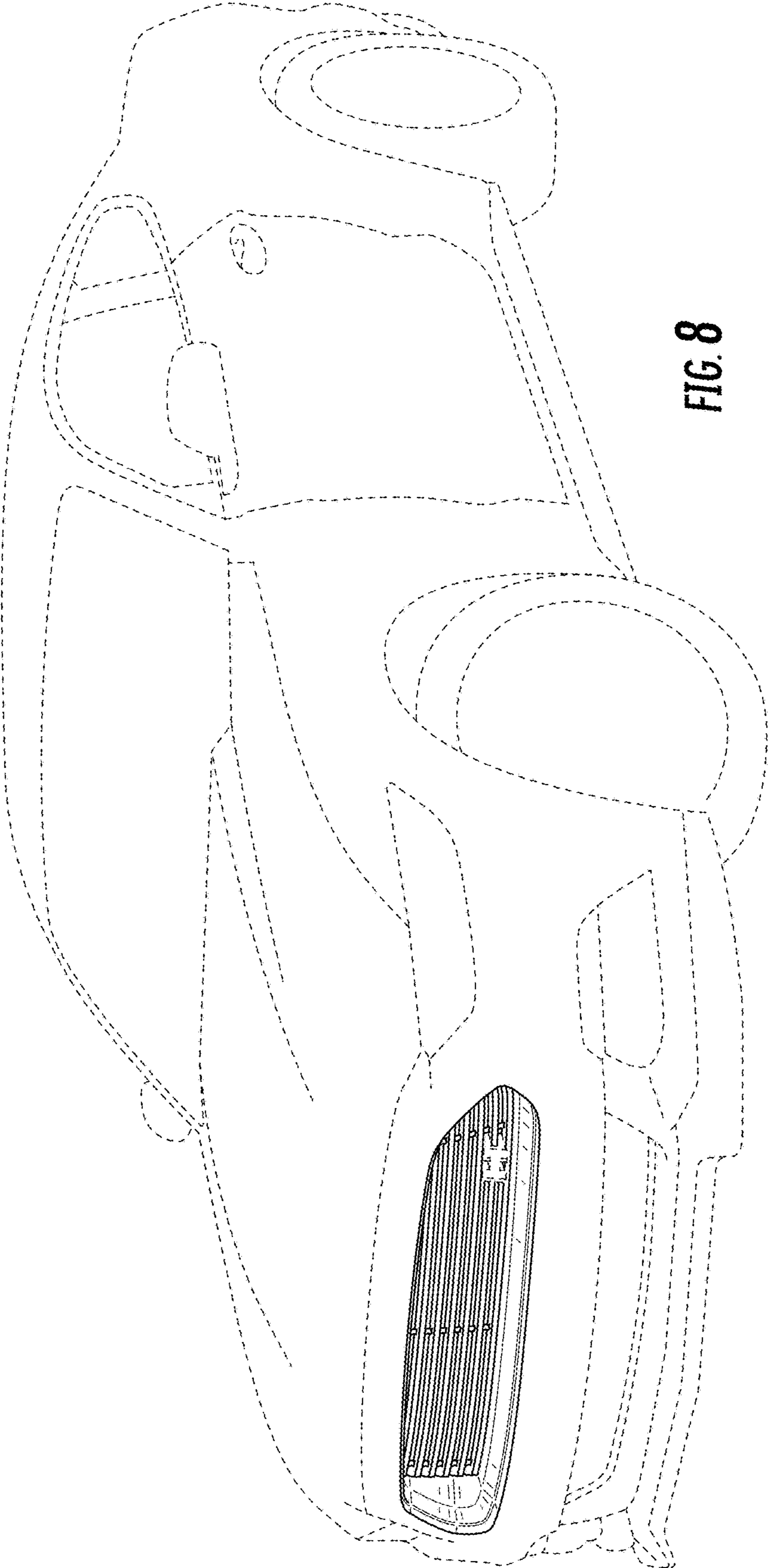


FIG. 8