



US00D868636S

(12) **United States Design Patent**
Ytterborn et al.

(10) **Patent No.:** **US D868,636 S**
(45) **Date of Patent:** **** Dec. 3, 2019**

- (54) **ELECTRICAL MOTORCYCLE**
- (71) Applicant: **Cake 0 emission AB**, Stockholm (SE)
- (72) Inventors: **Karl Ytterborn**, Stockholm (SE); **Nils Ytterborn**, Stockholm (SE); **Jonas Samrelius**, Stockholm (SE)
- (73) Assignee: **Cake 0 emission AB**, Stockholm (SE)
- (**) Term: **15 Years**
- (21) Appl. No.: **29/633,462**
- (22) Filed: **Jan. 14, 2018**

- D384,600 S 10/1997 Miwa
- D385,226 S 10/1997 Mogi
- D387,017 S 12/1997 Wakita
- D430,822 S 9/2000 Sakaguchi
- D431,501 S 10/2000 Yamamoto
- D456,315 S 4/2002 Sawabe
- D482,639 S 11/2003 Yamamoto
- D497,329 S 10/2004 Yamamoto
- D497,330 S 10/2004 Fukuyama
- D513,481 S 1/2006 Lin
- D517,956 S 3/2006 Kishi
- D523,783 S 6/2006 Sugimoto
- D524,191 S 7/2006 Sugimoto
- D526,249 S 8/2006 Tanaka
- D526,936 S 8/2006 Maruyama
- D549,136 S 8/2007 Yu
- D559,155 S 1/2008 Sakata
- D566,626 S 4/2008 Sakata
- D581,840 S 12/2008 Ichihara
- D590,302 S 4/2009 Tanaka
- D594,784 S 6/2009 Ichihara

Related U.S. Application Data

- (62) Division of application No. 29/576,395, filed on Sep. 2, 2016, now Pat. No. Des. 810,629.

Foreign Application Priority Data

- Mar. 4, 2016 (EM) 003013507-0001
- Mar. 4, 2016 (EM) 003013507-0002
- Mar. 4, 2016 (EM) 003013507-0003

- (51) **LOC (12) Cl.** **12-11**
- (52) **U.S. Cl.**
USPC **D12/110**
- (58) **Field of Classification Search**
USPC D12/110, 111, 117; D21/432, 538
CPC B62K 11/00; B62K 11/02; B62K 11/04;
B62K 11/10; B62K 17/00; B62K 19/00;
B62K 2202/00
See application file for complete search history.

References Cited

U.S. PATENT DOCUMENTS

- D311,507 S 10/1990 Sasaki
- D368,242 S 3/1996 Camfield

(Continued)

Primary Examiner — Darlington Ly

(74) *Attorney, Agent, or Firm* — Tucker Ellis LLP

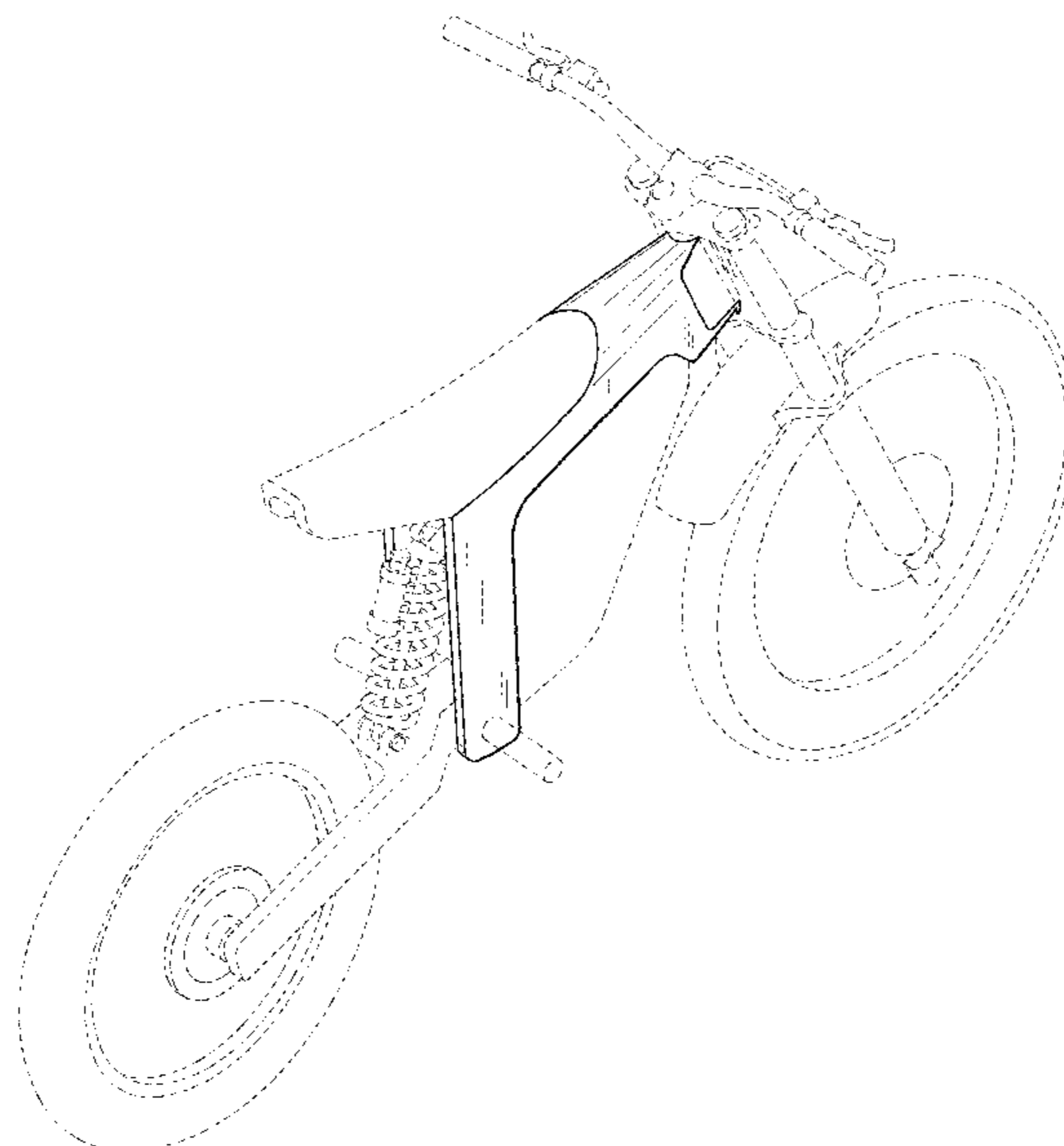
(57) **CLAIM**

The ornamental design for an electrical motorcycle, as shown and described.

DESCRIPTION

FIG. 1 is a top, rear, and right side perspective view of an electrical motorcycle showing our new design;
 FIG. 2 is a left side elevation view thereof;
 FIG. 3 is a right side elevation view thereof;
 FIG. 4 is a front elevation view thereof;
 FIG. 5 is a rear elevation view thereof;
 FIG. 6 is a top plan view thereof; and,
 FIG. 7 is a bottom plan view thereof.
 The broken lines in the drawings illustrate portions of the electrical motorcycle that form no part of the claimed design.

1 Claim, 4 Drawing Sheets



(56)

References Cited

U.S. PATENT DOCUMENTS

D598,330	S	8/2009	Miyanishi	
D603,300	S	11/2009	Fukuyama	
D609,609	S	2/2010	Hayashi	
D609,610	S	2/2010	Inose	
D621,301	S	8/2010	Hayashi	
D632,226	S	2/2011	Miyata	
D640,173	S	6/2011	Oyanagi	
D645,791	S *	9/2011	Lee	D12/110
D653,590	S *	2/2012	Patterson	D12/110
D662,857	S	7/2012	Petersson	
D662,858	S	7/2012	Yamazaki	
D662,859	S	7/2012	Matsuoka	
D665,706	S	8/2012	Oyanagi	
D685,682	S	7/2013	Matsumura	
D698,702	S *	2/2014	Kubanek	D12/110
D724,496	S *	3/2015	Takeda	D12/110
D734,215	S	7/2015	Forrellad	
D735,086	S *	7/2015	Talios	D12/110
D735,087	S	7/2015	Iimura	
D738,260	S	9/2015	Akita	
D738,789	S	9/2015	Inose	
D754,567	S	4/2016	Iimura	
D798,195	S *	9/2017	Yu	D12/110
D803,103	S *	11/2017	Clyde	D12/110
D810,629	S *	2/2018	Ytterborn	D12/110
D814,359	S *	4/2018	Nishimoto	D12/110
D814,978	S *	4/2018	Niu	D12/110
D815,990	S *	4/2018	Jane Santamaria	D12/110
D815,991	S *	4/2018	Clyde	D12/110
D820,732	S *	6/2018	Francis	D12/110
2005/0029773	A1	2/2005	Day	

* cited by examiner

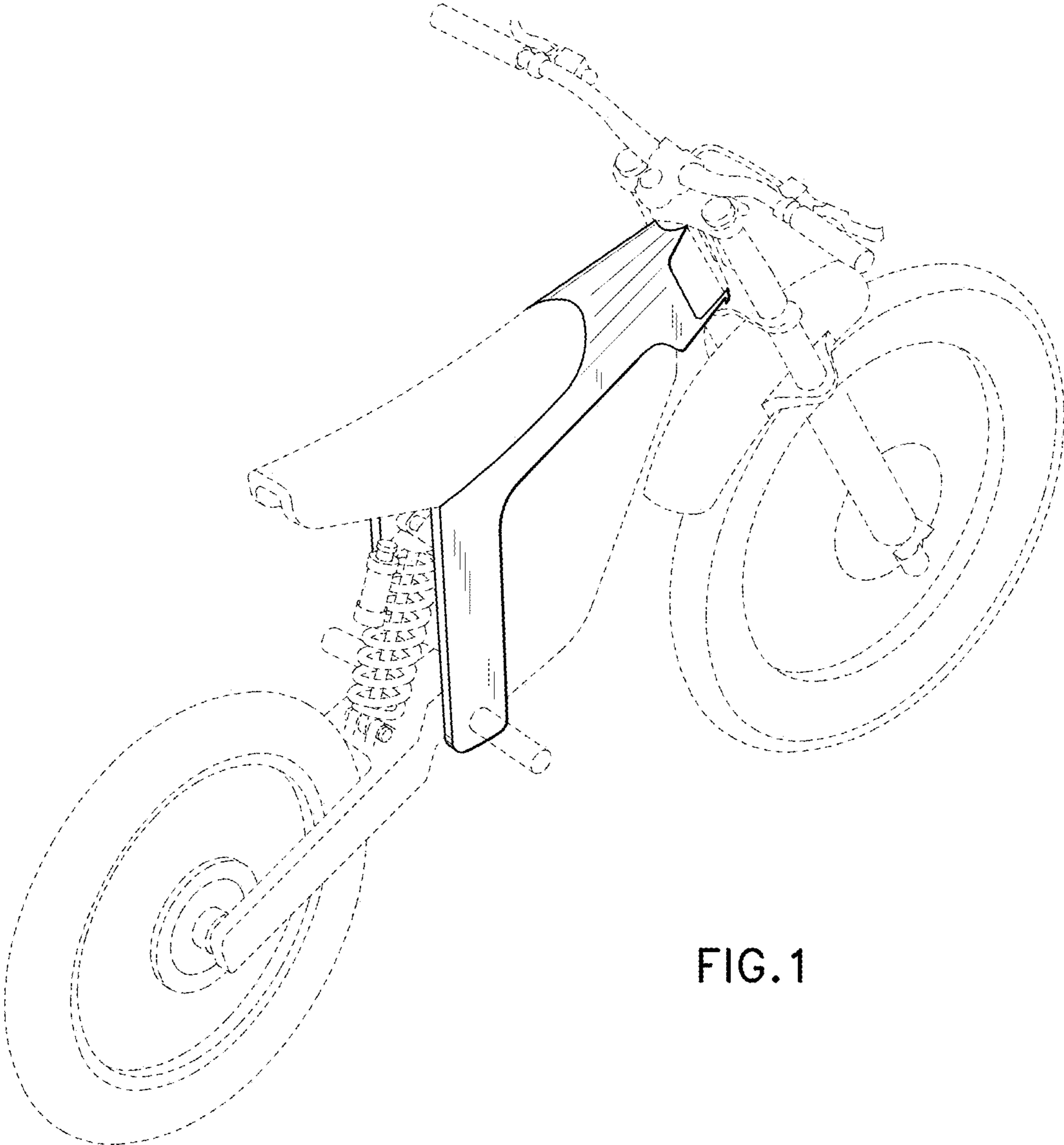


FIG. 1

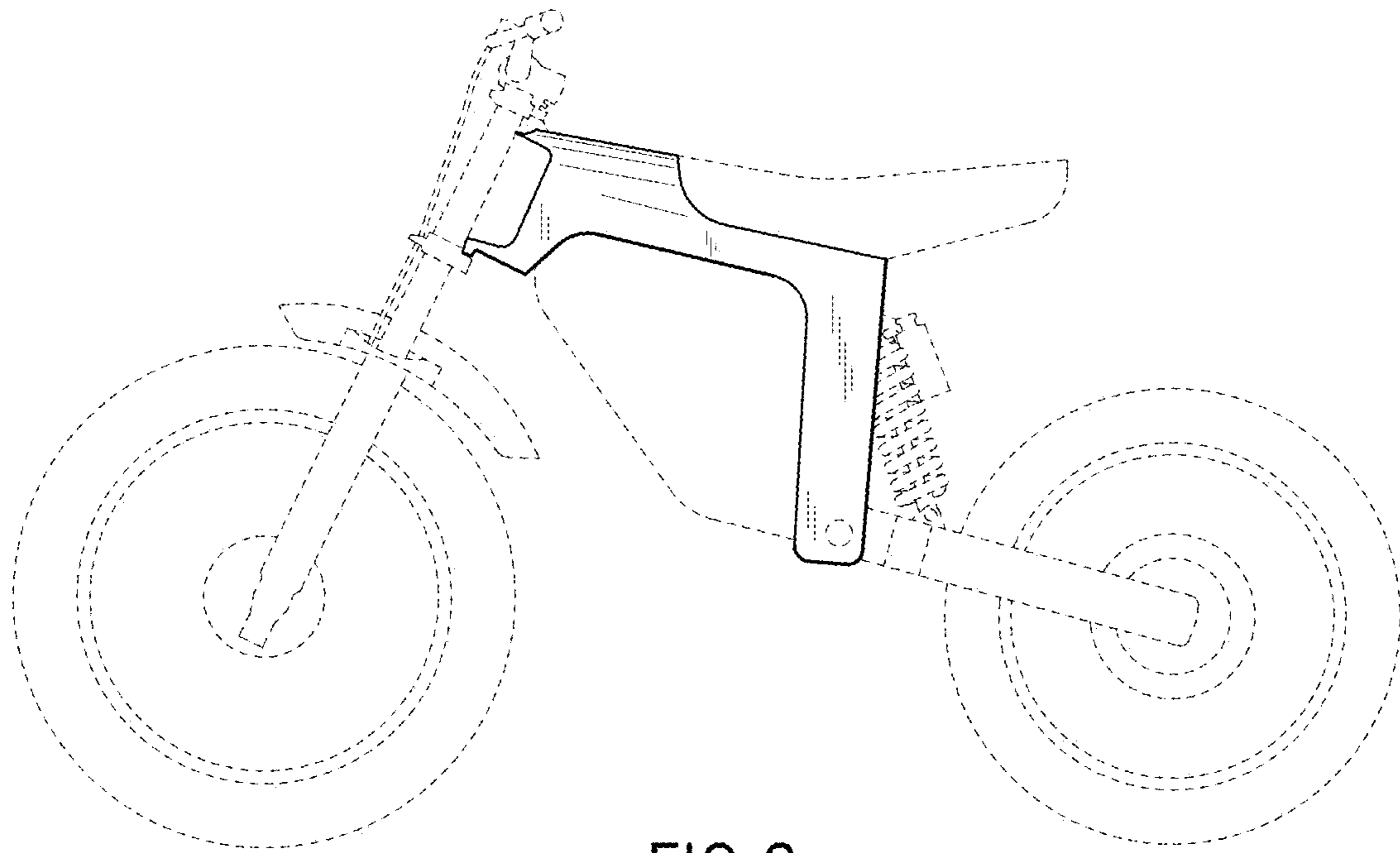


FIG. 2

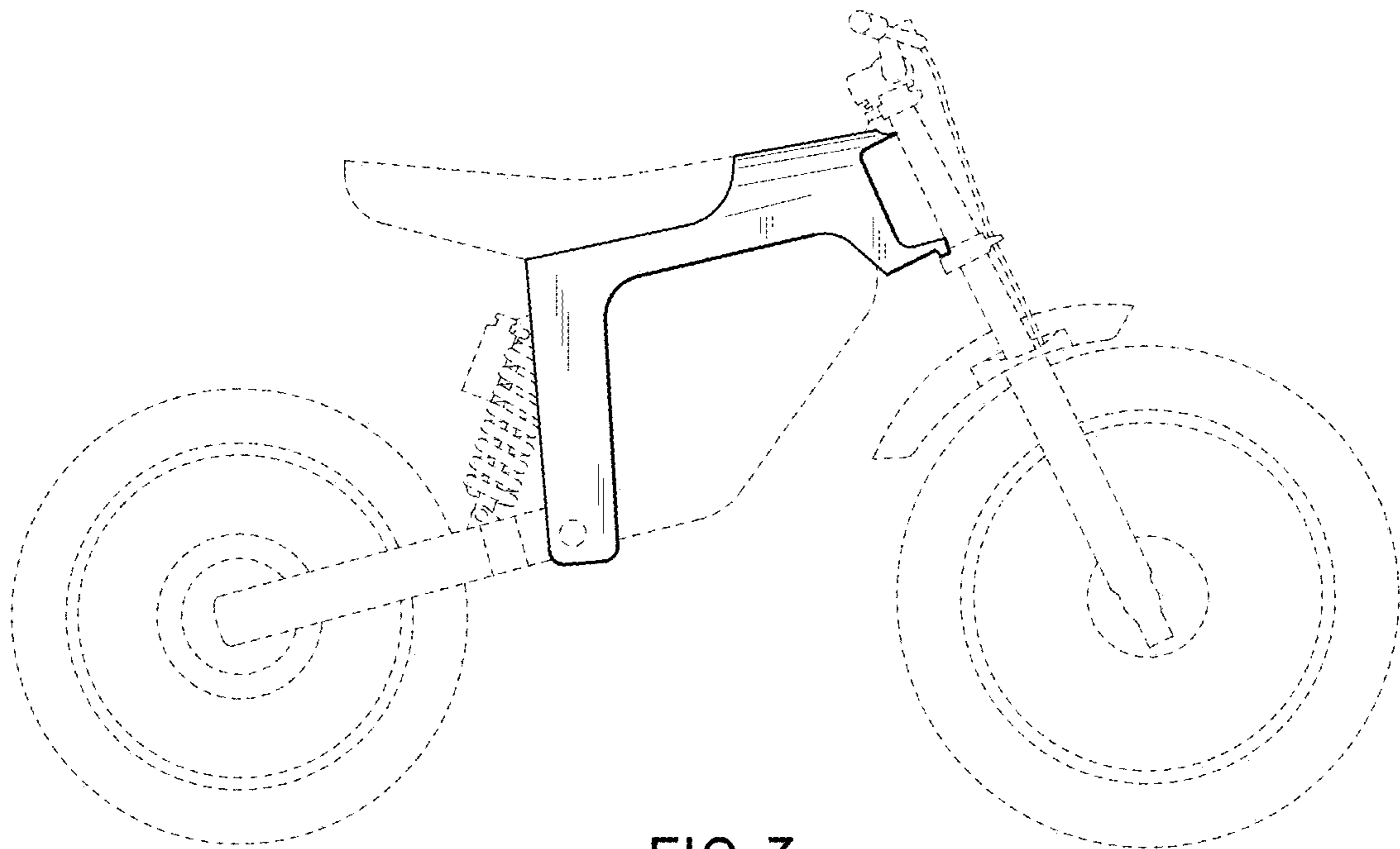


FIG. 3

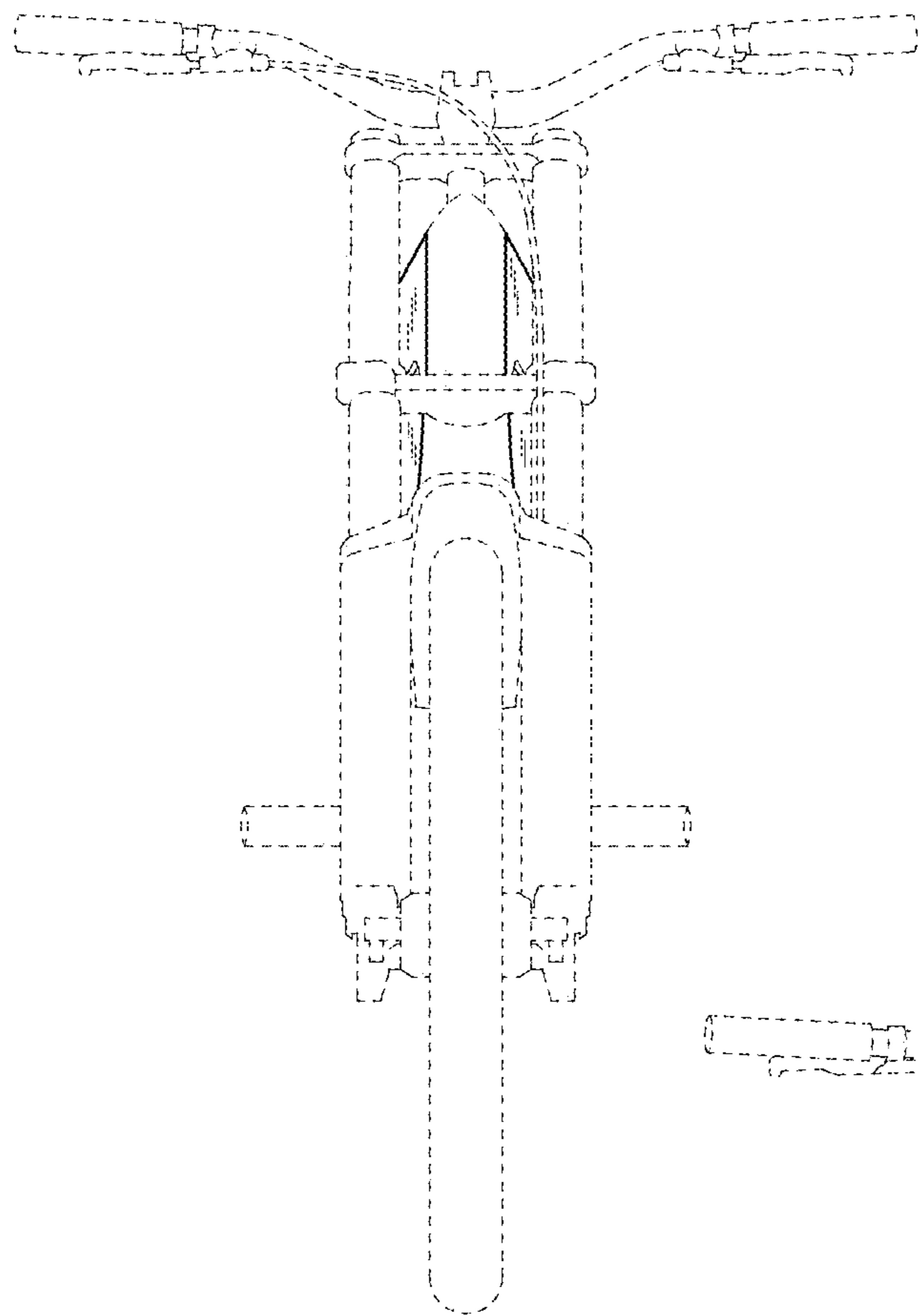


FIG. 4

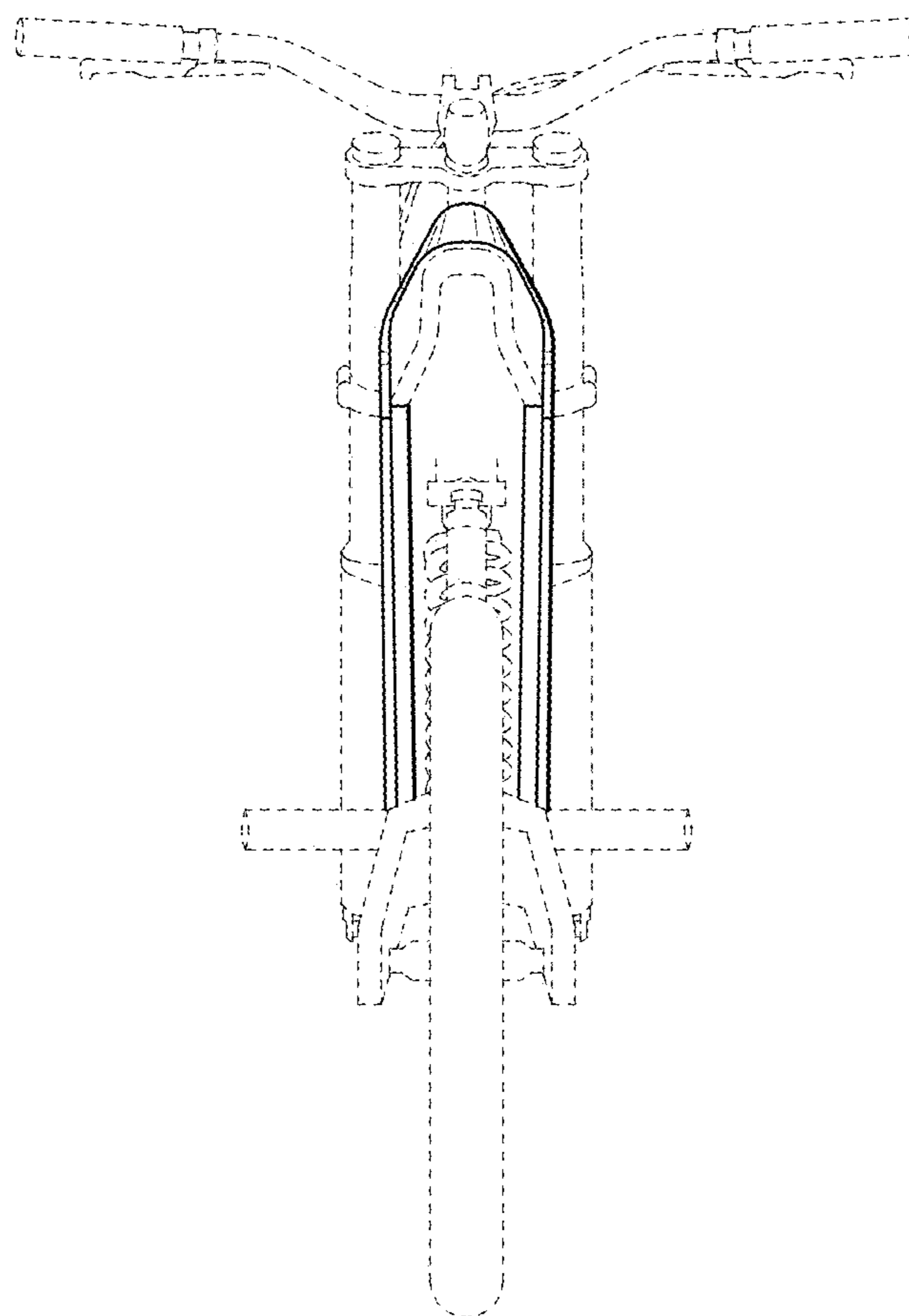


FIG. 5

