



US00D868631S

(12) **United States Design Patent** (10) **Patent No.:** **US D868,631 S**
Larson (45) **Date of Patent:** **** Dec. 3, 2019**

(54) **MOTOR VEHICLE, TOY AND/OR REPLICA**

(71) Applicant: **Dr. Ing. h.c. F. Porsche**
Aktiengesellschaft, Stuttgart (DE)

(72) Inventor: **Grant Larson, Illingen (DE)**

(73) Assignee: **Dr. Ing. h.c. F. Porsche**
Aktiengesellschaft (DE)

(**) Term: **15 Years**

(21) Appl. No.: **29/661,433**

(22) Filed: **Aug. 28, 2018**

(30) **Foreign Application Priority Data**

Mar. 28, 2018 (DE) 40 2018 100 340

(51) **LOC (12) Cl.** **12-08**

(52) **U.S. Cl.**
USPC **D12/92**

(58) **Field of Classification Search**
USPC D12/86, 90-92; D21/424, 433, 434, 533;
296/181.1-181.5, 183.1

CPC B62D 25/00; B62D 25/06; B62D 33/00;
B62D 35/00

See application file for complete search history.

(56) **References Cited**

U.S. PATENT DOCUMENTS

D320,368 S	10/1991	Dimson
D327,039 S	6/1992	Dimson
D411,139 S	6/1999	Lai
D417,414 S	12/1999	Mobius
D436,061 S	1/2001	Mobius
D438,145 S	2/2001	Hatter
D468,238 S	1/2003	Bhambra
D497,327 S	10/2004	Lai
D507,207 S	7/2005	Larson
D507,510 S	7/2005	Larson

D512,341 S	12/2005	Larson	
D528,056 S	9/2006	Lai	
D547,240 S	7/2007	Kulla	
D547,698 S	7/2007	Kulla	
D549,614 S	8/2007	Kulla	
D560,557 S	1/2008	Kulla	
D589,403 S	3/2009	Saracoglu	
D590,301 S	4/2009	Saracoglu	
D605,560 S	12/2009	Kulla	
D606,456 S	12/2009	Saracoglu	
D754,564 S *	4/2016	Bouzige	D12/91
D754,565 S *	4/2016	Varga	D12/92
D754,566 S *	4/2016	Varga	D12/92

(Continued)

OTHER PUBLICATIONS

Design U.S. Appl. No. 29/613,030, by Hauser, filed Aug. 7, 2017.

(Continued)

Primary Examiner — Melody N Brown

(74) *Attorney, Agent, or Firm* — RatnerPrestia

(57) **CLAIM**

The ornamental design for a motor vehicle, toy and/or replica, as shown and described.

DESCRIPTION

FIG. 1 is a front perspective view of a motor vehicle, toy and/or replica;

FIG. 2 is a rear perspective view thereof;

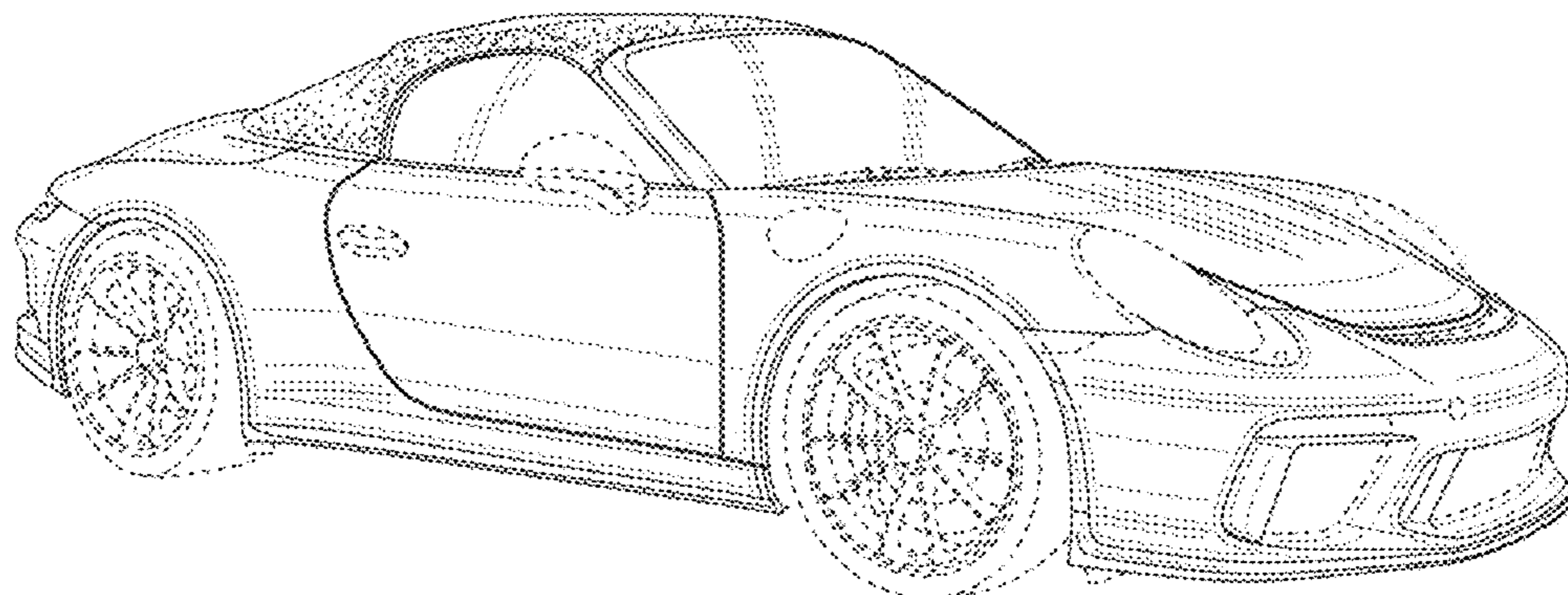
FIG. 3 is a front elevation view thereof;

FIG. 4 is a rear elevation view thereof;

FIG. 5 is an elevation view thereof taken from the left side, the right side being a substantial mirror image thereof; and, FIG. 6 is a top plan view thereof.

The broken line showing of the motor vehicle, toy and/or replica is for the purpose of illustrating portions of the motor vehicle, toy and/or replica and forms no part of the claimed design.

1 Claim, 6 Drawing Sheets



(56)

References Cited

U.S. PATENT DOCUMENTS

D757,609	S	*	5/2016	Stopka	D12/92
D757,610	S	*	5/2016	Stopka	D12/92
D768,037	S	*	10/2016	Stopka	D12/92
D769,154	S	*	10/2016	Varga	D12/92
D798,194	S	*	9/2017	Varga	D12/92
D805,435	S	*	12/2017	Baum	D12/92
D805,436	S	*	12/2017	Yamashita	D12/92
D805,437	S	*	12/2017	Varga	D12/92
D805,963	S	*	12/2017	Varga	D12/92
D808,862	S	*	1/2018	Ujhasi	D12/92
D823,727	S	*	7/2018	Hauser	D12/92
D826,784	S	*	8/2018	Hauser	D12/92
D839,786	S	*	2/2019	Baum	D12/92
D842,759	S	*	3/2019	Baum	D12/92

OTHER PUBLICATIONS

Design U.S. Appl. No. 29/613,578, by Chung et al., filed Aug. 11, 2017.

Design U.S. Appl. No. 29/615,227, by Baum et al., filed Aug. 28, 2017.

Design U.S. Appl. No. 29/615,605, by Baum et al., filed Aug. 30, 2017.

Design U.S. Appl. No. 29/615,611, by Baum et al., filed Aug. 30, 2017.

Design U.S. Appl. No. 29/615,614, by Baum et al., filed Aug. 30, 2017.

Design U.S. Appl. No. 29/638,352, by Yamashita, filed Feb. 27, 2018.

Design U.S. Appl. NO. 29/646,150, by Yamashita, filed May 2, 2018.

* cited by examiner

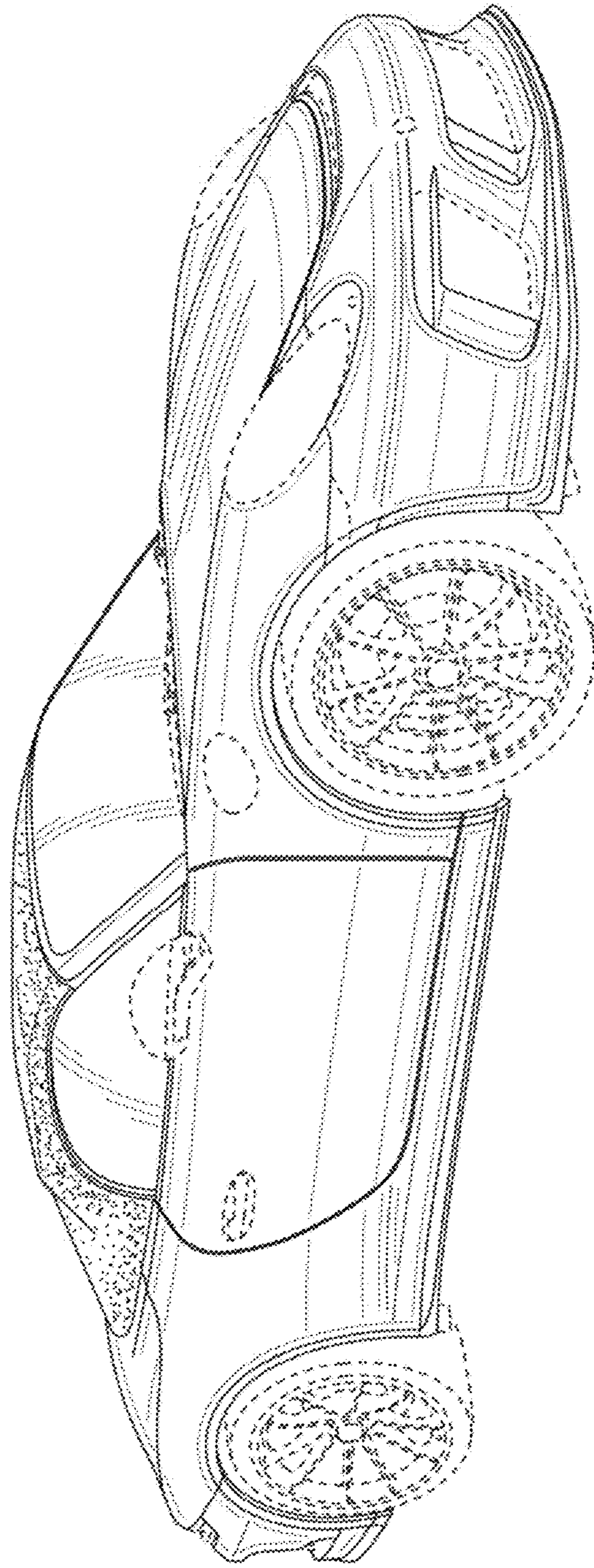


FIG. 1

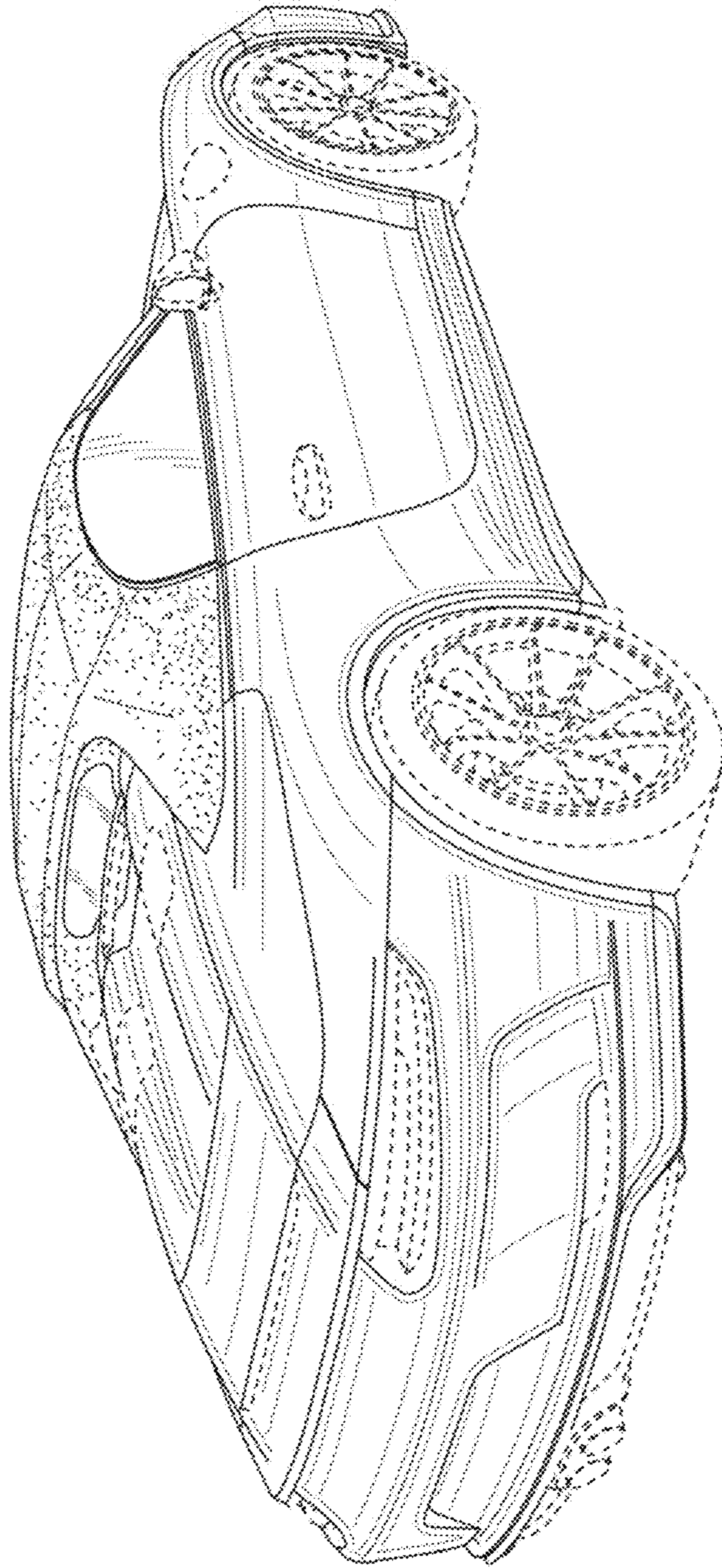


FIG. 2

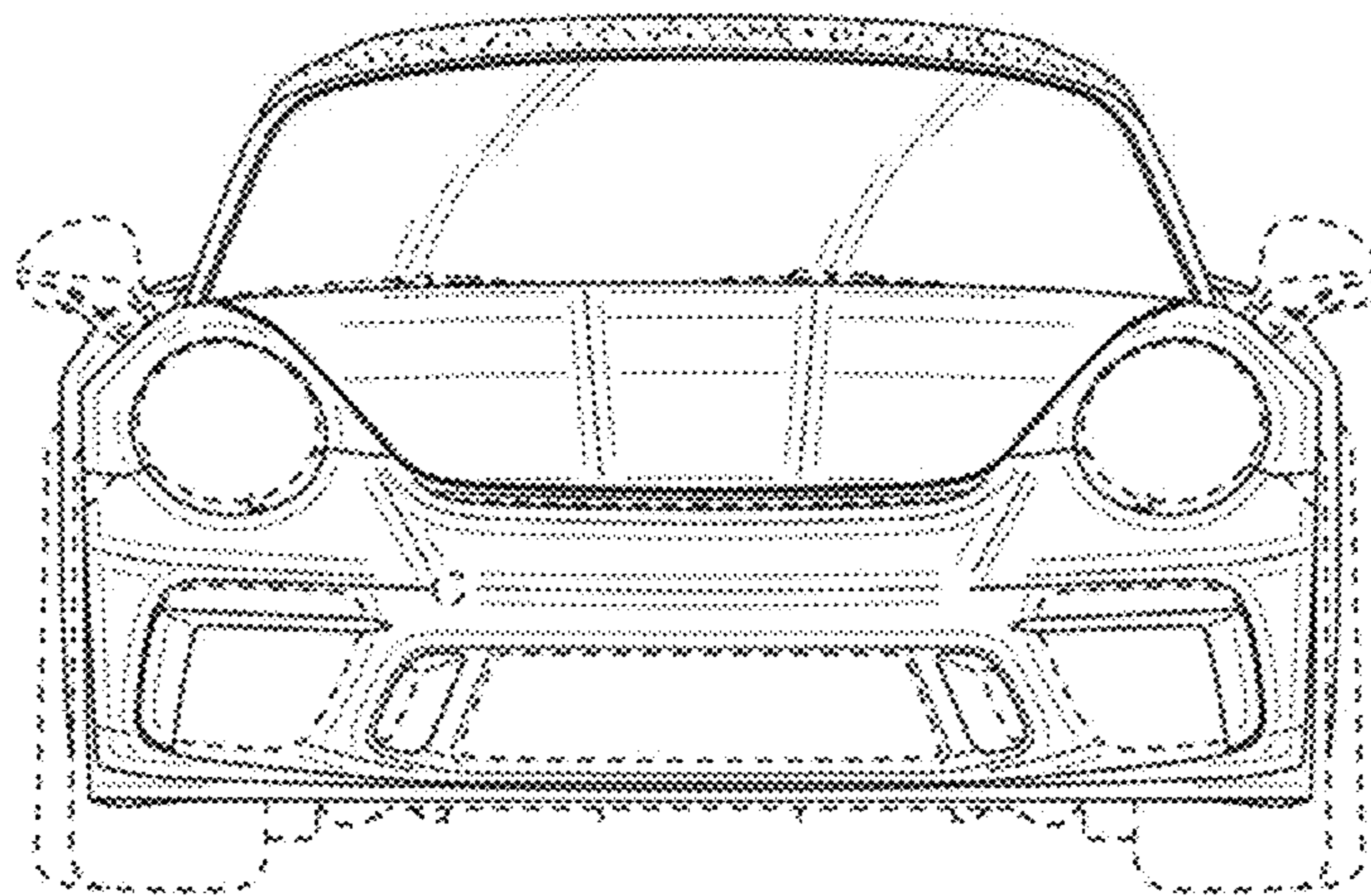


FIG. 3




FIG. 4

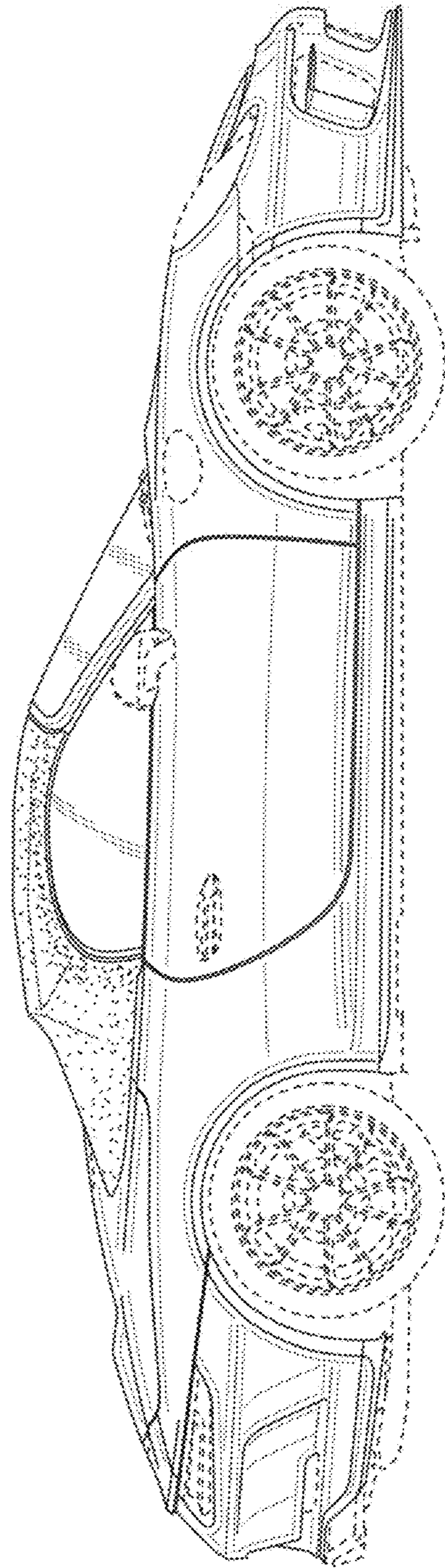


FIG. 5

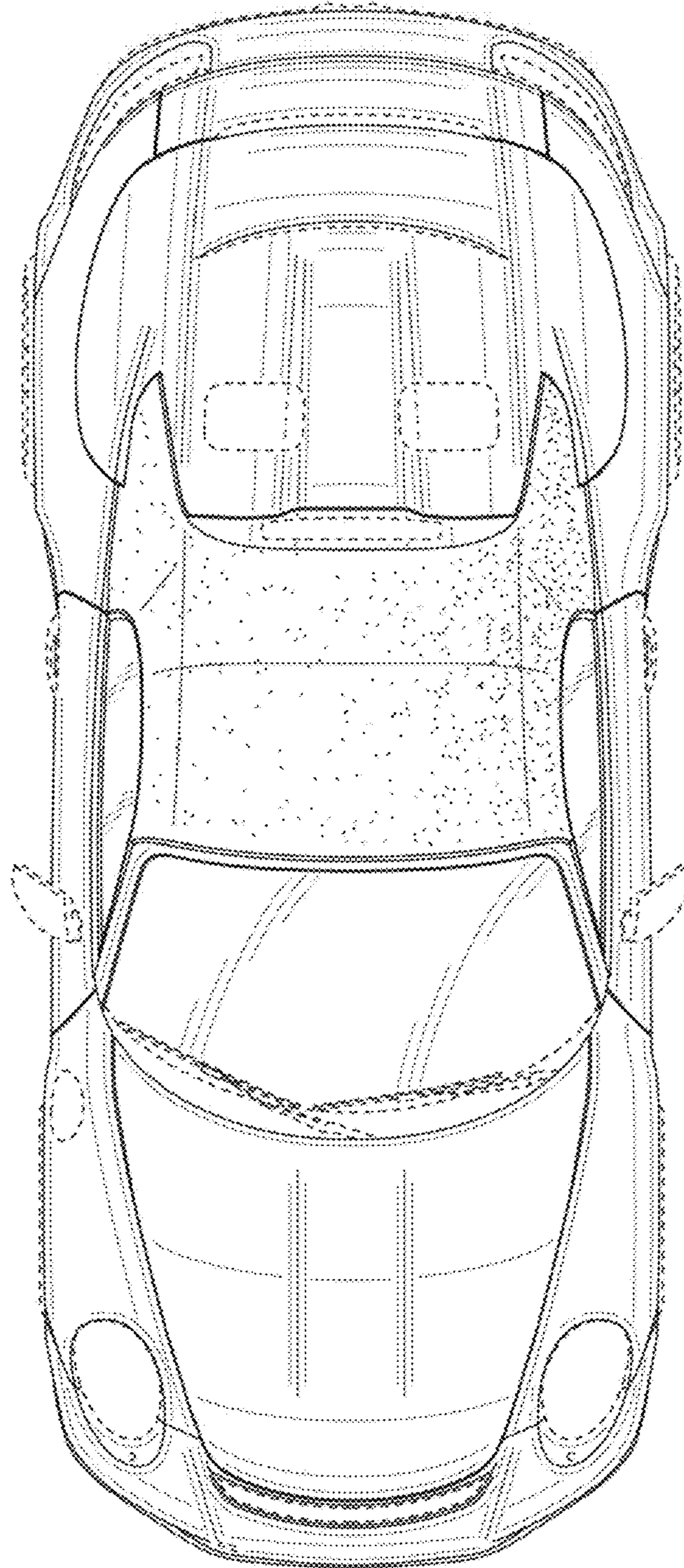


FIG. 6