



US00D868628S

(12) **United States Design Patent**
Lian et al.

(10) **Patent No.:** **US D868,628 S**
(45) **Date of Patent:** **** Dec. 3, 2019**

(54) **TRAIN**

(71) Applicant: **BYD COMPANY LIMITED**,
Shenzhen, Guangdong (CN)

(72) Inventors: **Yubo Lian**, Guangdong (CN); **Lin Ren**,
Guangdong (CN); **Wenquan Tang**,
Guangdong (CN); **Changshu**
Shangguan, Guangdong (CN); **Kai**
Guo, Guangdong (CN)

(73) Assignee: **BYD COMPANY LIMITED**,
Shenzhen (CN)

(**) Term: **15 Years**

(21) Appl. No.: **29/601,291**

(22) Filed: **Apr. 20, 2017**

(30) **Foreign Application Priority Data**

Oct. 26, 2016 (CN) 2016 3 0527862

(51) **LOC (12) Cl.** **12-13**

(52) **U.S. Cl.**
USPC **D12/37**

(58) **Field of Classification Search**
USPC D12/36, 37, 38, 39, 40, 41
CPC B61D 17/14; B61D 1/00; B61D 3/185;
B61D 17/00

See application file for complete search history.

(56) **References Cited**

U.S. PATENT DOCUMENTS

D188,475 S *	7/1960	Gurr	D12/36
D201,478 S *	6/1965	Mowatt-Larssen et al.	105/248
D208,280 S *	8/1967	Sundberg	D12/36
D209,878 S *	1/1968	Schmidt	D12/40
D514,982 S *	2/2006	Meissner	D12/37
D758,244 S *	6/2016	Greenway	D12/36
D827,493 S *	9/2018	Wang	D12/37
2018/0178816 A1 *	6/2018	Jacob	B61B 15/00

* cited by examiner

Primary Examiner — T Chase Nelson

Assistant Examiner — Ania Aman

(57) **CLAIM**

The ornamental design for a train, as shown and described.

DESCRIPTION

FIG. 1 is a left elevation view of a train showing our new design the right view being a mirror image thereof;

FIG. 2 is a front elevation view, the rear view being a mirror image thereof;

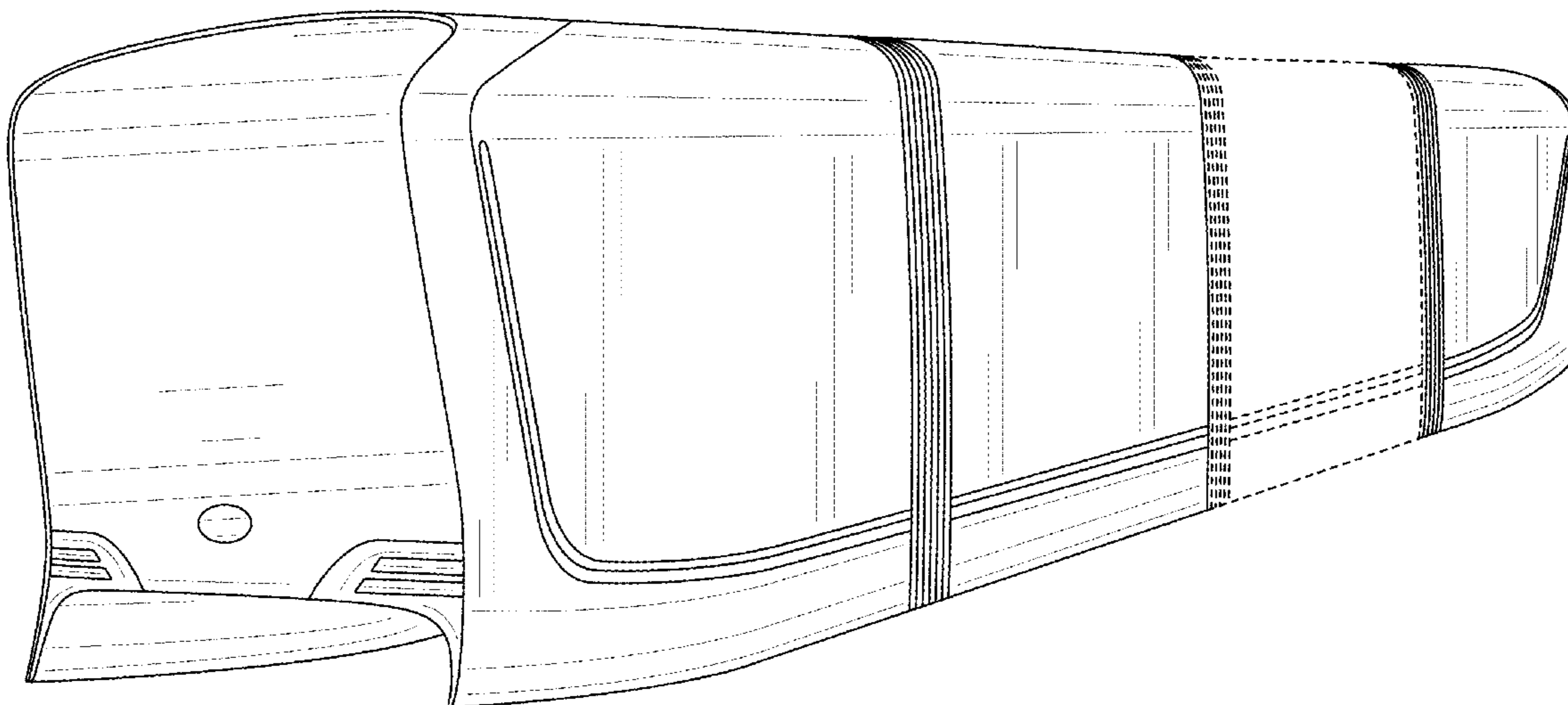
FIG. 3 is a top plan view;

FIG. 4 is a first perspective view; and,

FIG. 5 is a second perspective view.

The broken lines shown in the drawings are for the purpose of illustrating portions of the article and form no part of the claimed design.

1 Claim, 5 Drawing Sheets



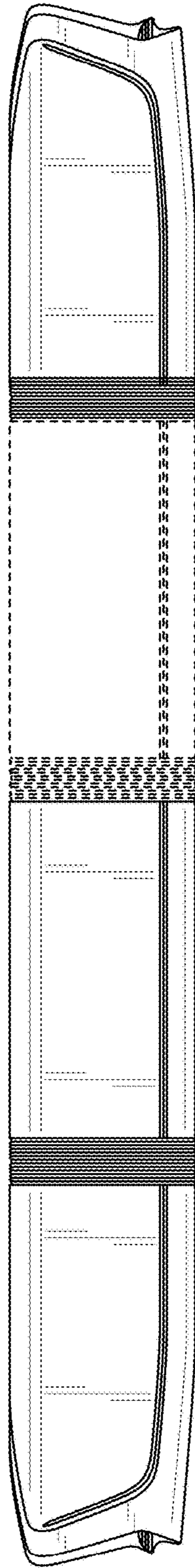


FIG. 1




FIG. 2

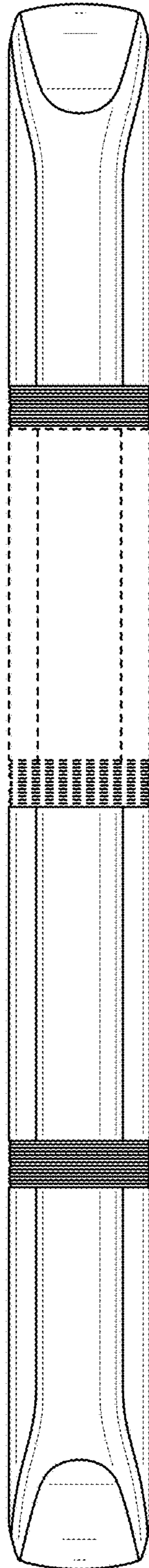


FIG. 3

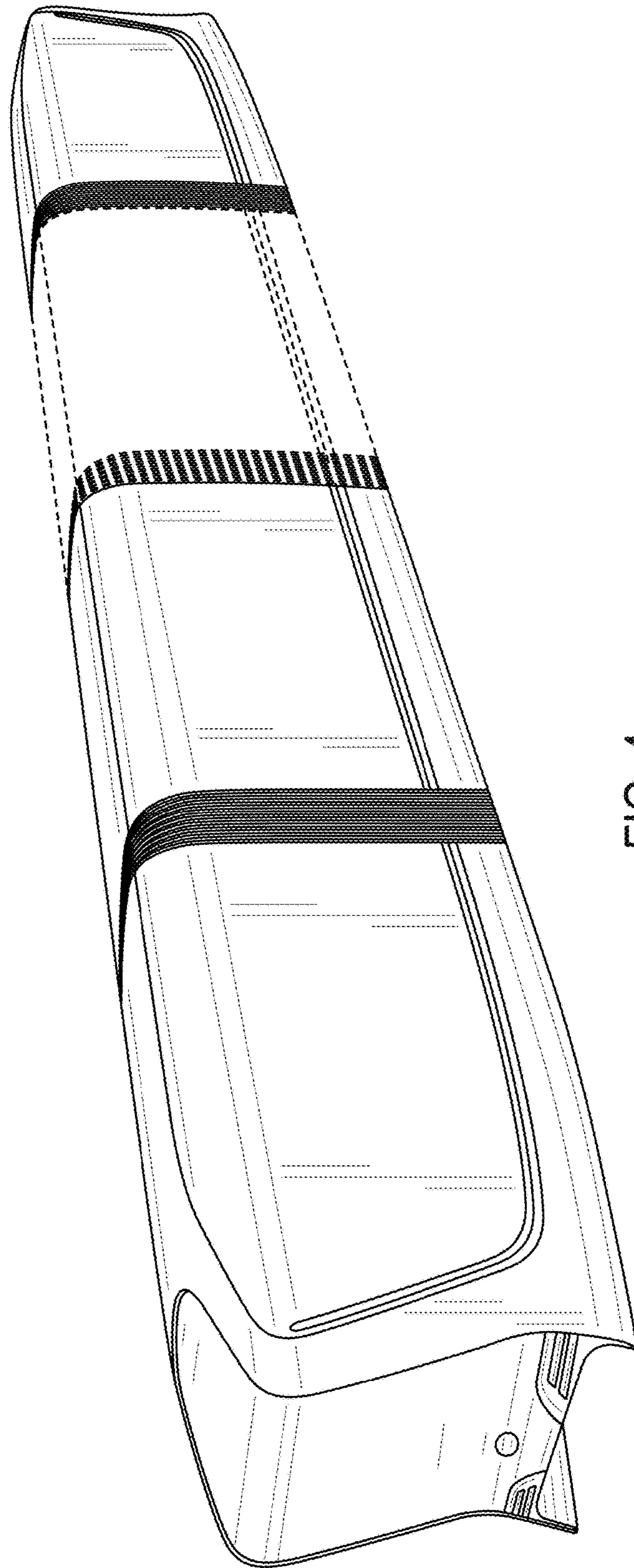


FIG. 4

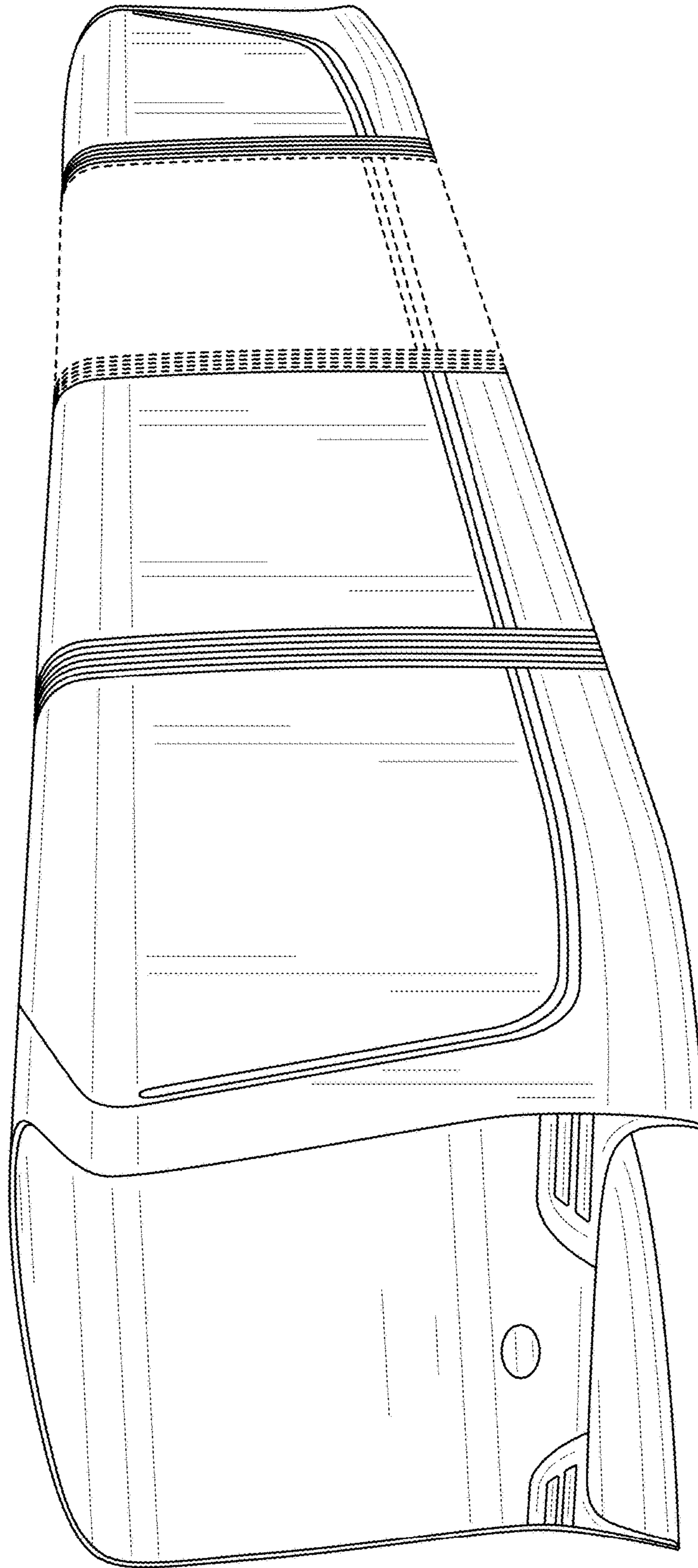


FIG. 5