



US00D868615S

(12) **United States Design Patent**  
**Bhosale**

(10) **Patent No.:** **US D868,615 S**

(45) **Date of Patent:** **\*\* Dec. 3, 2019**

(54) **JEWEL SETTING**

(71) Applicant: **Jewelex New York, Ltd.**, New York,  
NY (US)

(72) Inventor: **Nayan Ramchandra Bhosale**,  
Maharashtra (IN)

(73) Assignee: **JEWELX NEW YORK, LTD.**, New  
York, NY (US)

(\*\*) Term: **15 Years**

(21) Appl. No.: **29/676,739**

(22) Filed: **Jan. 14, 2019**

**Related U.S. Application Data**

(63) Continuation-in-part of application No. 15/279,247,  
filed on Sep. 28, 2016, now abandoned.

(51) **LOC (12) Cl.** ..... **11-01**

(52) **U.S. Cl.**  
USPC ..... **D11/91**

(58) **Field of Classification Search**  
USPC ..... D11/1-6, 26, 32, 34-36, 40-44, 56, 83,  
D11/91, 92  
CPC ..... A44C 5/00; A44C 5/0053; A44C 5/0084;  
A44C 5/0092; A44C 5/12; A44C 5/14;  
A44C 1/00; A44C 15/00; A44C 17/006;  
A44C 17/02; A44C 17/04; A44C 17/043;  
A44C 17/046  
See application file for complete search history.

(56) **References Cited**

**U.S. PATENT DOCUMENTS**

2,273,227 A 2/1942 Simmons  
D267,706 S \* 1/1983 Shapiro ..... D11/34  
5,056,337 A \* 10/1991 Nhaissi ..... A44C 17/02  
63/26

D336,057 S \* 6/1993 Chia ..... D11/6  
D336,059 S \* 6/1993 Chia ..... D11/6  
D336,060 S \* 6/1993 Chia ..... D11/6  
D379,071 S \* 5/1997 Miceli ..... D11/26  
7,444,835 B2 11/2008 Mehta  
7,861,555 B2 1/2011 Seliktar  
D642,085 S \* 7/2011 Modi ..... D11/1  
D642,489 S \* 8/2011 Modi ..... D11/1  
D644,141 S \* 8/2011 George ..... D11/1  
8,215,126 B2 7/2012 Mattar  
D687,337 S \* 8/2013 Kothari ..... D11/91  
D692,342 S 10/2013 Bennett  
9,582,615 B2 2/2017 Carbonera  
D798,188 S \* 9/2017 Wong ..... D11/92  
D829,125 S \* 9/2018 Bhansali ..... D11/91  
D840,866 S \* 2/2019 Parikh ..... D11/91

(Continued)

*Primary Examiner* — L. Martinez

(74) *Attorney, Agent, or Firm* — Andrew F. Young, Esq.;  
Lackenbach Siegel, LLP

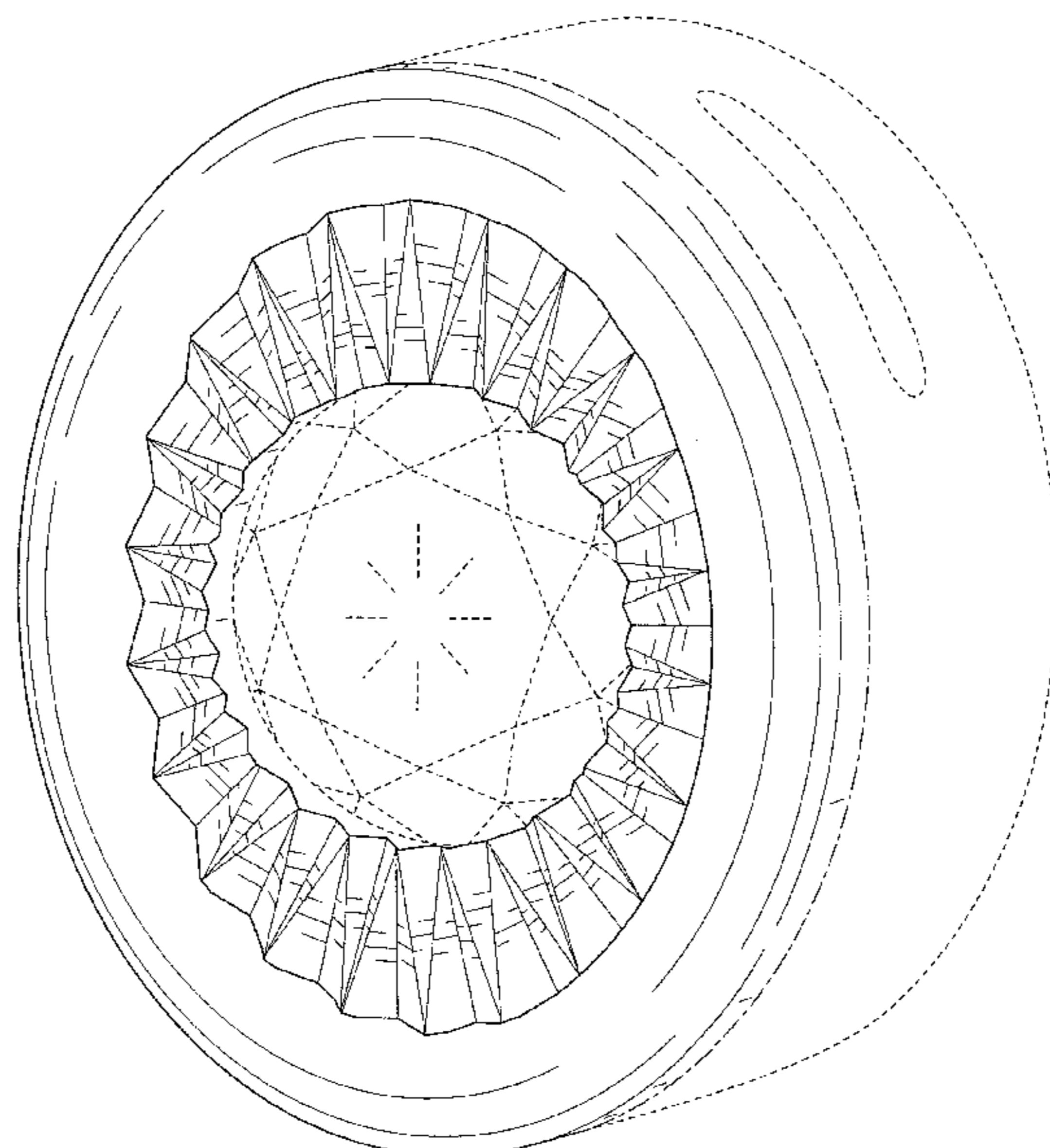
(57) **CLAIM**

The ornamental design for a jewel setting, as shown and  
described.

**DESCRIPTION**

FIG. 1 is right front top perspective view of a jewel setting  
showing my new design.  
FIG. 2 is a left front top perspective view thereof.  
FIG. 3 is a rear top perspective view thereof.  
FIG. 4 front elevation view thereof.  
FIG. 5 is a rear elevation view thereof.  
FIG. 6 is a left side elevation view thereof.  
FIG. 7 is a right side elevation view thereof.  
FIG. 8 is top plan view thereof; and,  
FIG. 9 is a bottom plan view thereof.  
The dash-dash lines represent portions of the jewel setting  
that form no part of the claimed design. The dash-dot lines  
represent the bounds of the claimed design and form no part  
thereof.

**1 Claim, 8 Drawing Sheets**



(56)

**References Cited**

U.S. PATENT DOCUMENTS

2015/0342310 A1\* 12/2015 Kei ..... A44C 17/046  
63/28  
2019/0021459 A1\* 1/2019 Lin ..... A44C 17/04

\* cited by examiner

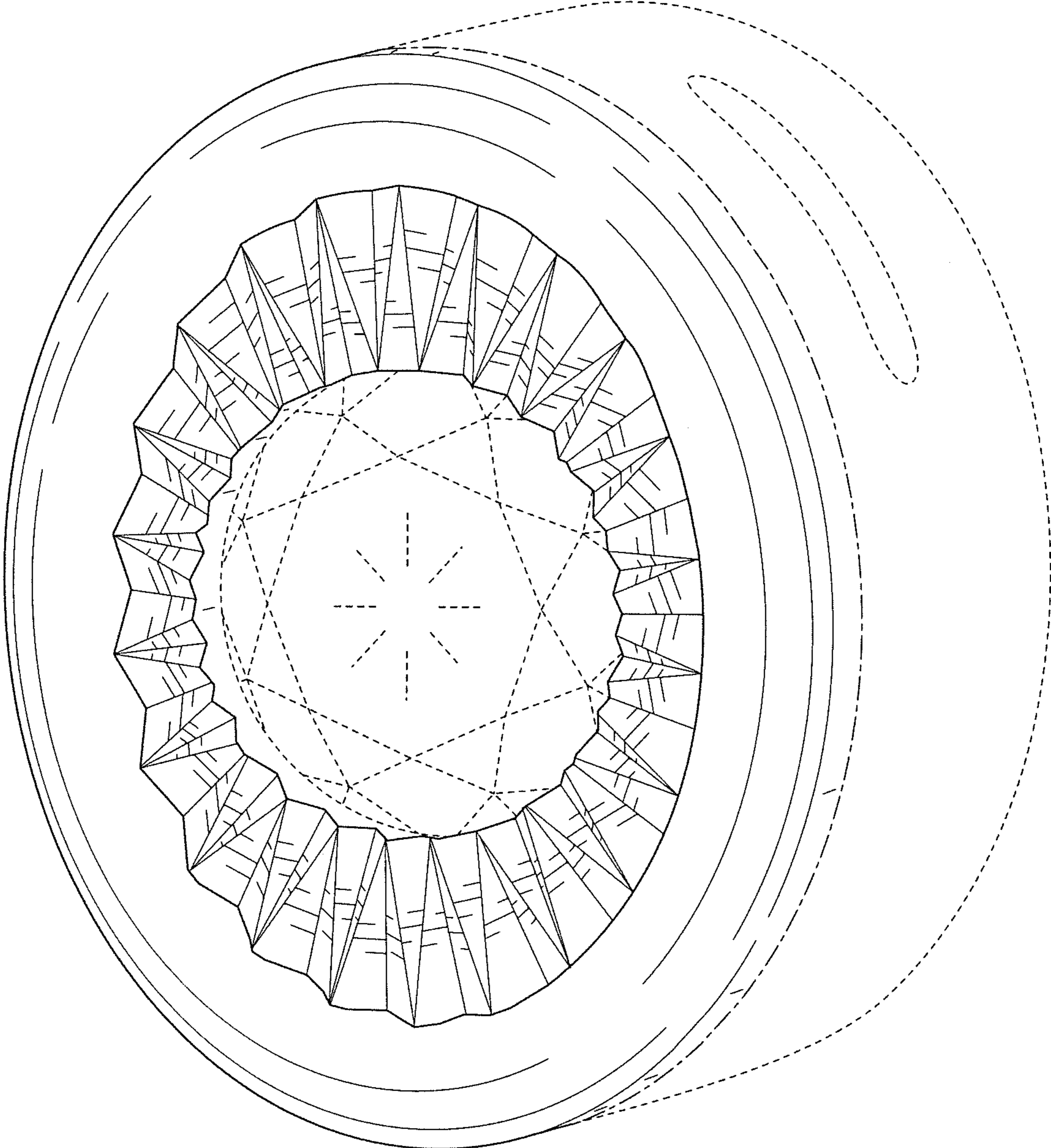


FIG. 1

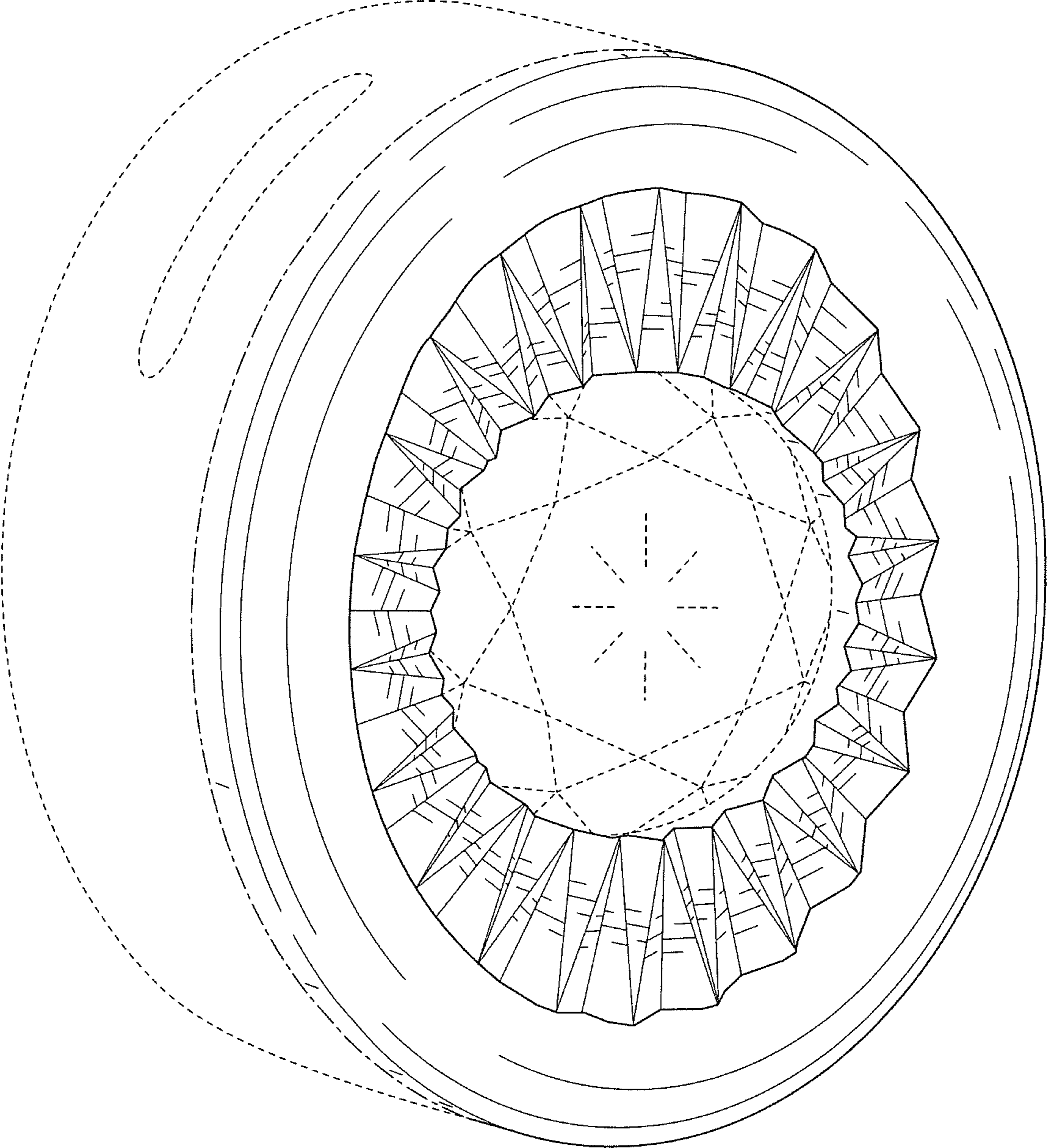


FIG. 2



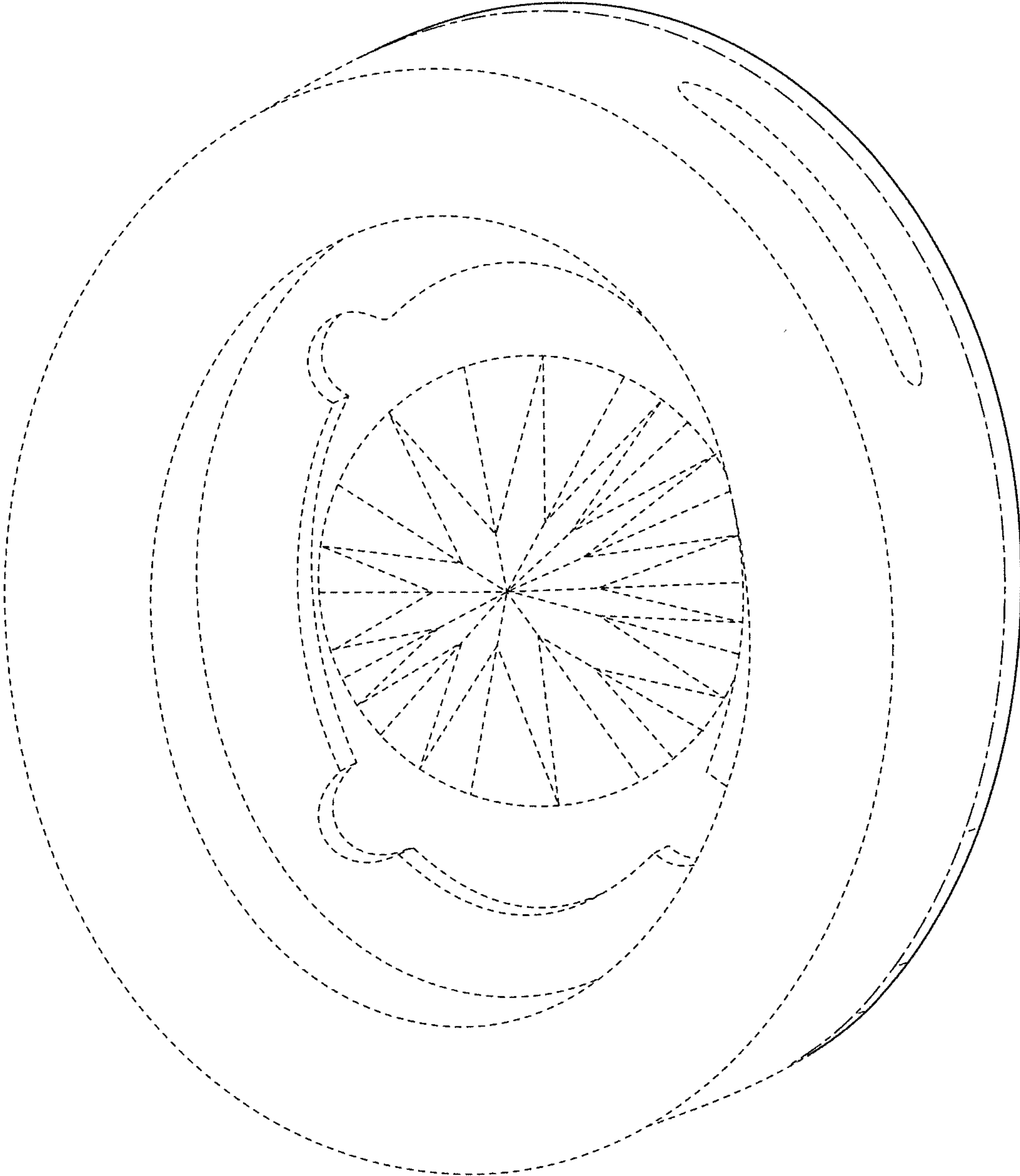


FIG. 3

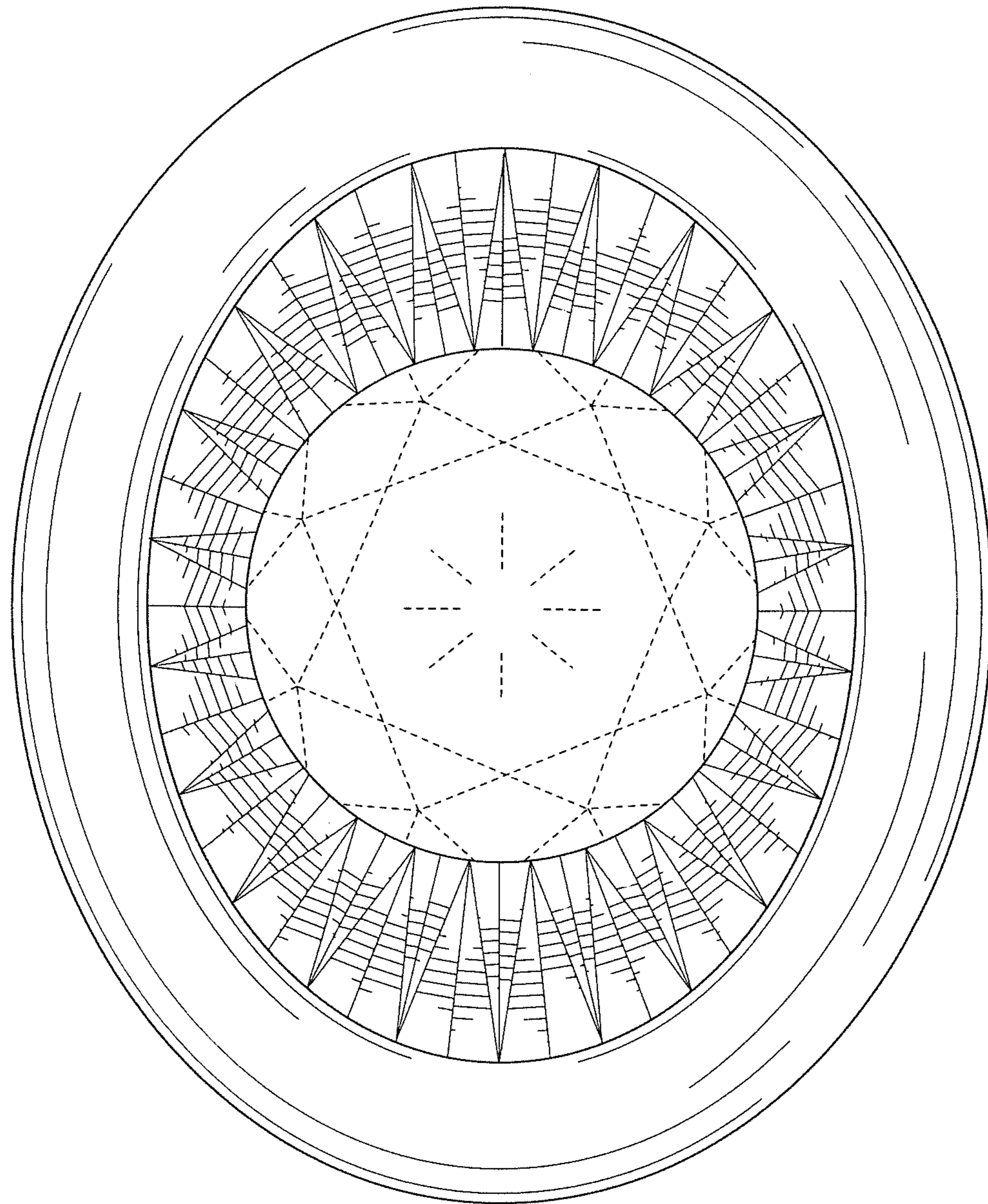


FIG. 4




FIG. 5

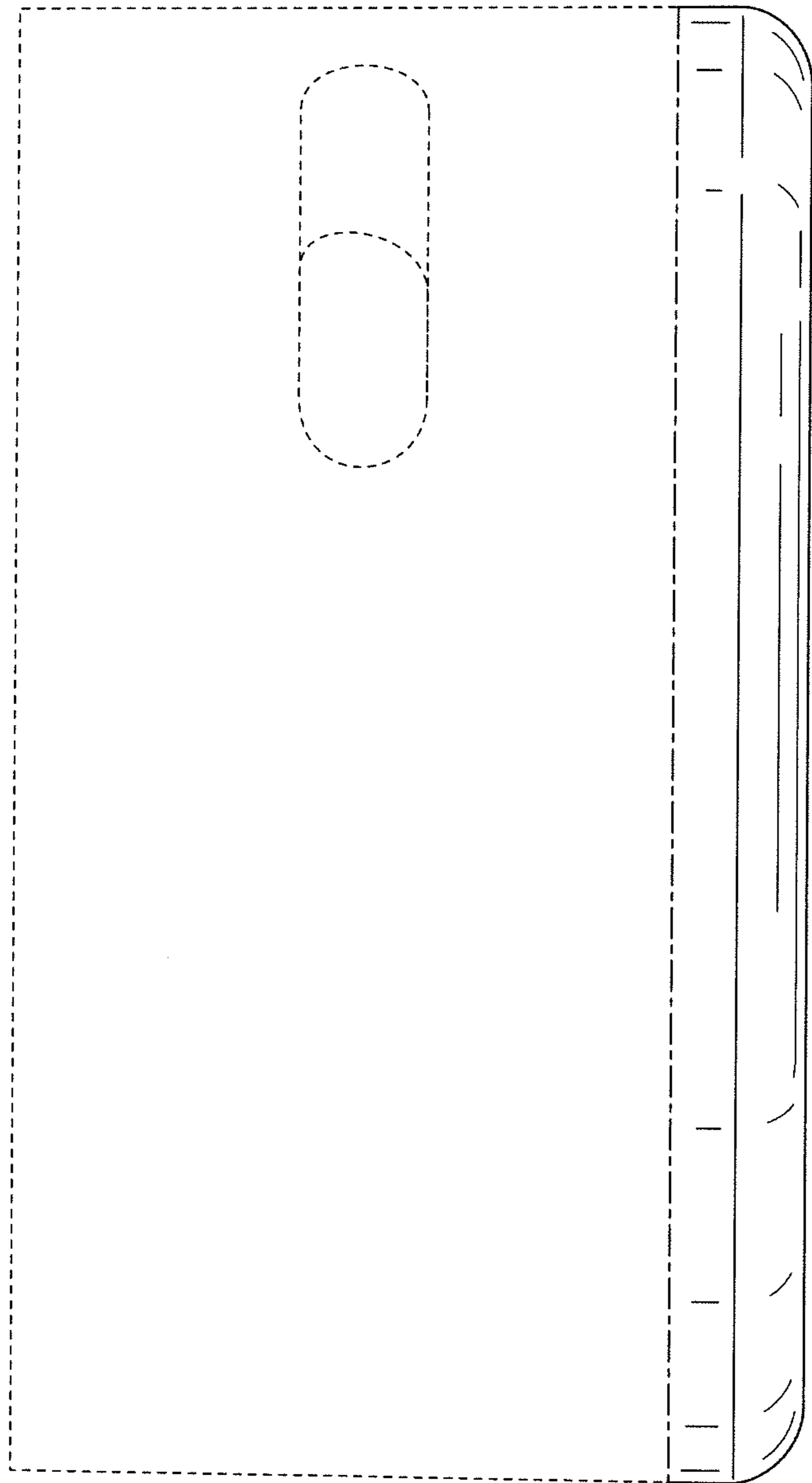


FIG. 6



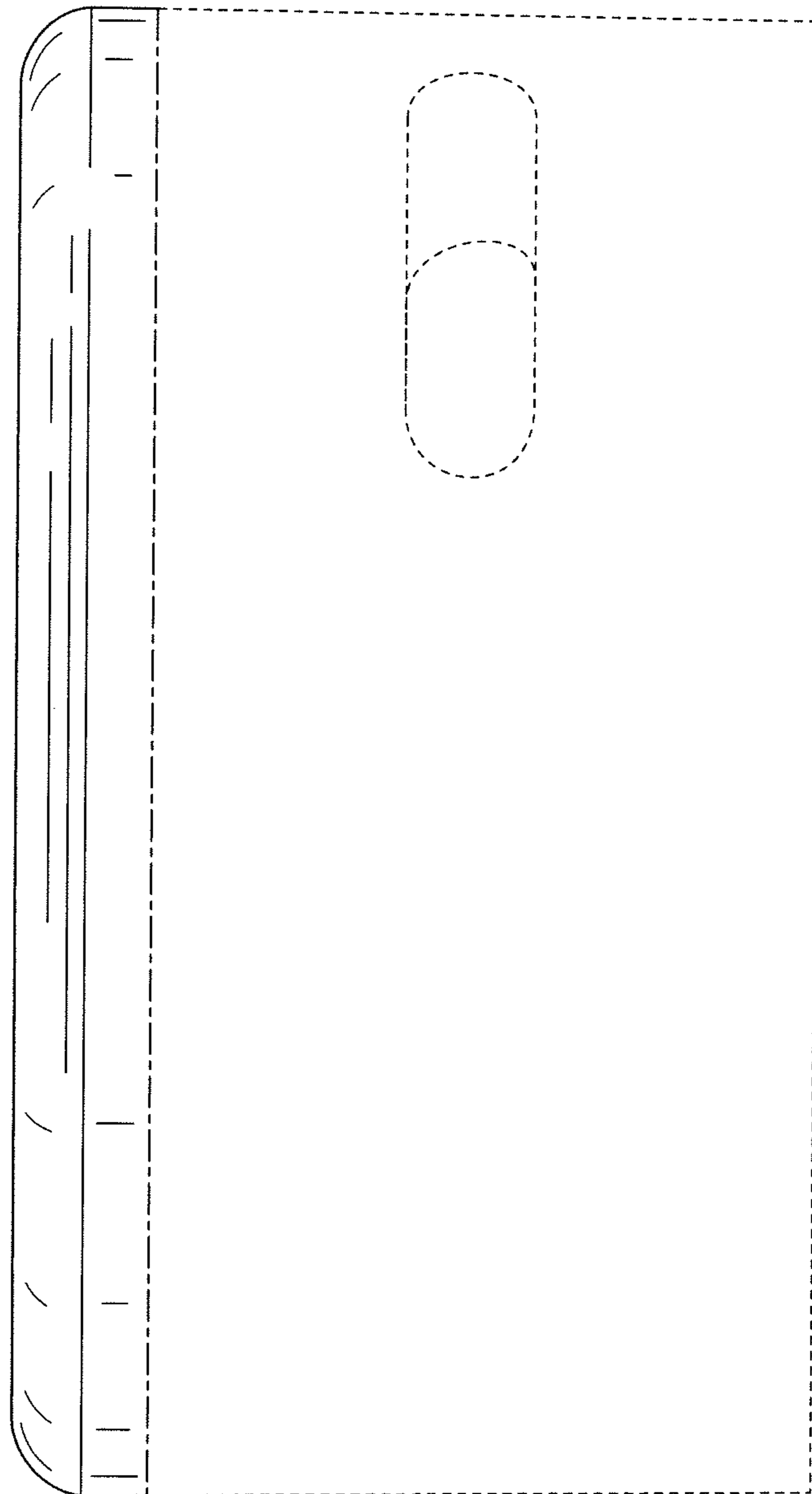


FIG. 7

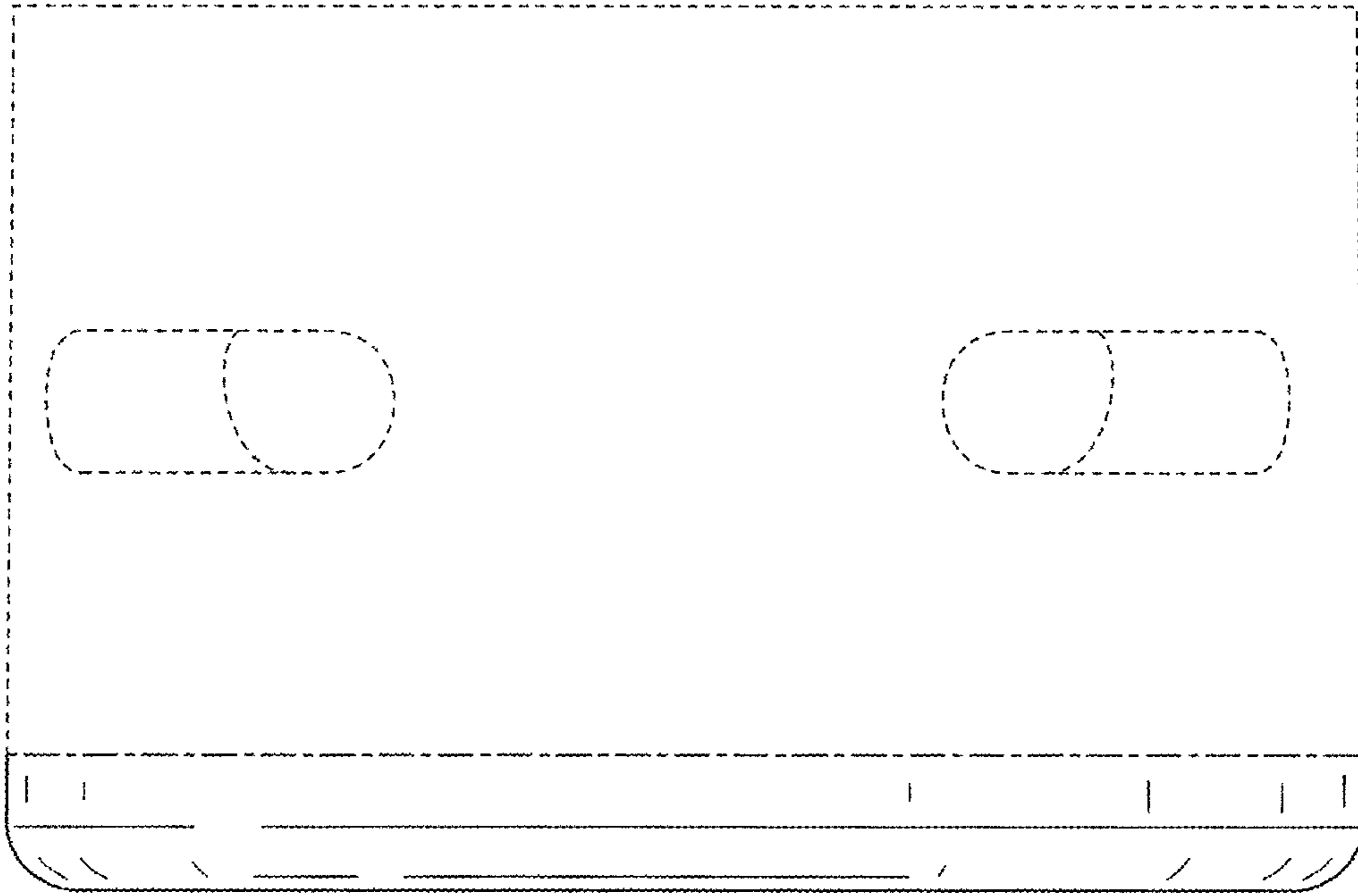


FIG. 8




FIG. 9