



US00D868604S

(12) **United States Design Patent** (10) **Patent No.:** **US D868,604 S**
Sanroma et al. (45) **Date of Patent:** **** Dec. 3, 2019**

(54) **SENSOR**
(71) Applicant: **General Electric Company,**
Schenectady, NY (US)
(72) Inventors: **John Paul Sanroma,** Billerica, MA
(US); **Mariah Inez Hake,** Lakewood,
CO (US)

D464,029 S * 10/2002 Hwang D13/154
D468,269 S * 1/2003 Hwang D13/154
D468,270 S * 1/2003 Hwang D13/154
D468,698 S * 1/2003 Hwang D13/154
6,525,325 B1 * 2/2003 Andrews G01N 15/0205
250/301
D471,172 S * 3/2003 Greenway D14/155

(Continued)

(73) Assignee: **General Electric Company,**
Schenectady, NY (US)

FOREIGN PATENT DOCUMENTS

(**) Term: **15 Years**

EP 2851696 A1 * 3/2015
FR 1480781 A * 5/1967
WO WO-9821577 A1 * 5/1998

(21) Appl. No.: **29/558,581**

OTHER PUBLICATIONS

(22) Filed: **Mar. 18, 2016**

GE M Series Panametrics Aluminum Oxide Moisture Probe, posted on gesensing.com, copyrighted 2005, no production date posted, [online], [site visited Jun. 8, 2017], Available from Internet, <URL: file:///C:/Users/fbutac/Downloads/GESensingMSeriesAluminumOxideMoistureSensorProbe.pdf>.*

(51) **LOC (12) Cl.** **10-04**

(52) **U.S. Cl.**
USPC **D10/56; D10/52**

(58) **Field of Classification Search**
USPC D10/46, 78, 101, 103, 114.6; D13/101;
D14/299
CPC G01N 15/0205; G01N 21/47; G01N 21/64;
G01N 21/85; G01N 25/00; G01N
2021/6417; G01N 33/00; G01N 33/1833
See application file for complete search history.

(Continued)

Primary Examiner — Garth Rademaker
Assistant Examiner — Fritzgerald L Butac
(74) *Attorney, Agent, or Firm* — Mintz Levin Cohn Ferris
Glovsky and Popeo, P.C.

(56) **References Cited**

(57) **CLAIM**

U.S. PATENT DOCUMENTS

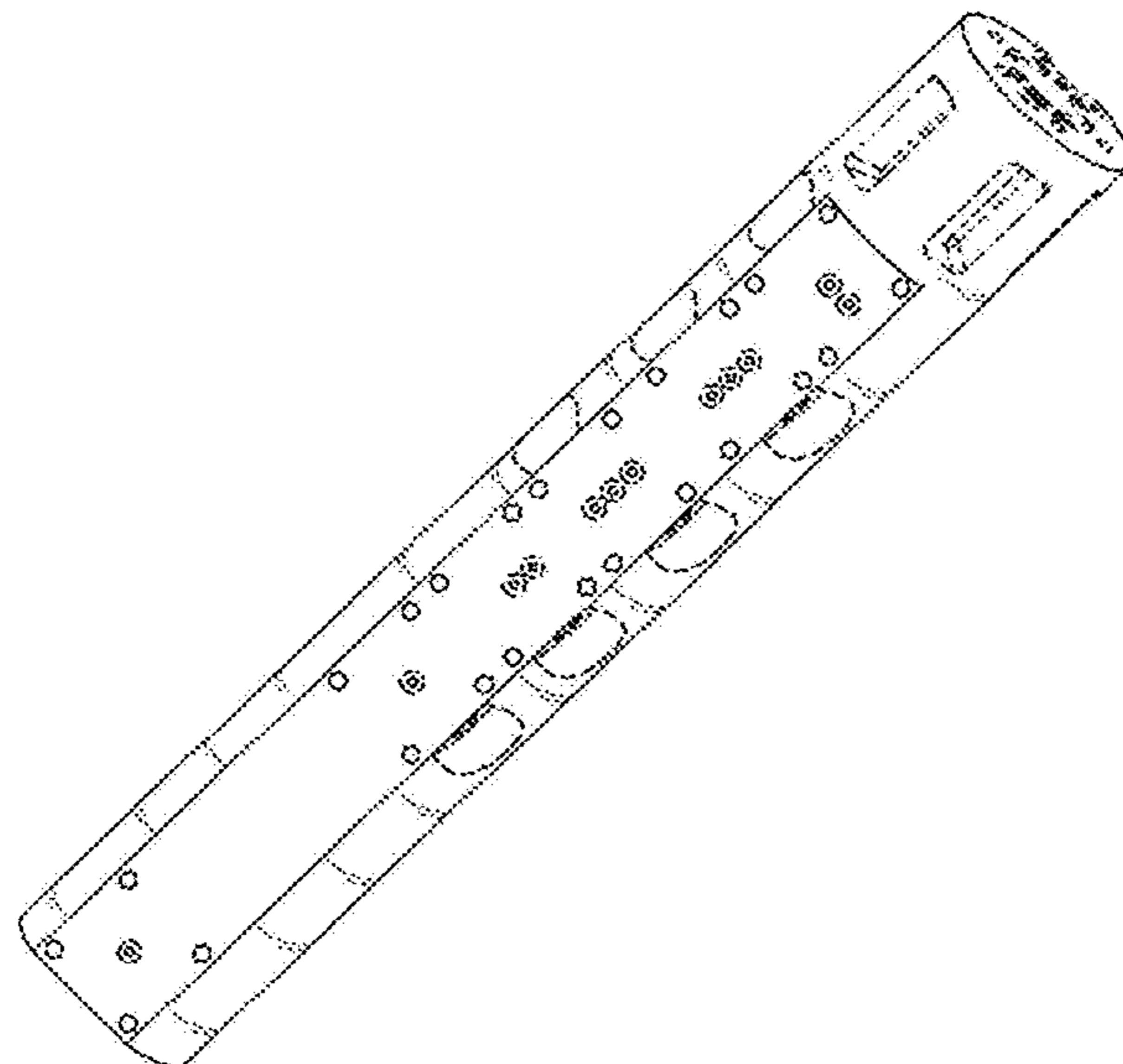
The ornamental design for a sensor, as shown and described.

D278,692 S * 5/1985 Groetzner D10/75
D278,890 S * 5/1985 Groetzner D10/75
D281,233 S * 11/1985 Groetzner D10/75
D293,558 S * 1/1988 Andreasson D10/101
5,060,505 A 10/1991 Tury et al.
5,605,179 A 2/1997 Strong, Jr. et al.
D399,766 S * 10/1998 Picozza D10/46
D403,048 S * 12/1998 Allah D10/52
D421,977 S * 3/2000 Wong D14/444
D427,180 S * 6/2000 Humes D14/230
D427,923 S * 7/2000 Jonsson D10/85
D429,697 S * 8/2000 Monaco D10/50

DESCRIPTION

FIG. 1 is a perspective view thereof;
FIG. 2 is a front elevational view thereof;
FIG. 3 is a right side elevational view thereof;
FIG. 4 is a left side elevational view thereof; and,
FIG. 5 is back elevational view thereof.
The broken lines show portions of a sensor that form no part of the claimed design.

1 Claim, 5 Drawing Sheets



(56)

References Cited

U.S. PATENT DOCUMENTS

D473,808 S * 4/2003 Bainton D10/78
 D486,481 S * 2/2004 Chen D14/242
 D511,980 S * 11/2005 McFarland D10/78
 D520,385 S * 5/2006 Abe D10/46
 D521,397 S * 5/2006 Willmarth D10/46.1
 D525,363 S * 7/2006 Chaggares D24/186
 D533,547 S * 12/2006 Sergi D14/238
 D534,904 S * 1/2007 Crawford D14/238
 D553,098 S * 10/2007 Pflingsten D13/162
 D561,745 S * 2/2008 Green D14/233
 D567,190 S * 4/2008 Liljedahl D13/162
 D581,912 S * 12/2008 Blair, Jr. D14/238
 D597,914 S * 8/2009 Craft D12/192
 D607,442 S * 1/2010 Su D14/230
 D608,354 S * 1/2010 Yang D14/230
 D610,577 S * 2/2010 Jenkins D14/238
 D612,751 S * 3/2010 Bach D10/46
 D624,552 S * 9/2010 Lee D14/480.5
 8,322,232 B1 12/2012 Mayeaux
 D683,704 S * 6/2013 Egan D13/151

D687,393 S * 8/2013 Lin D13/177
 D699,712 S * 2/2014 Bourne D14/225
 D719,140 S * 12/2014 Sanhui D14/225
 D720,311 S * 12/2014 Shiroyama D13/182
 D723,701 S * 3/2015 Maki D24/187
 D724,453 S * 3/2015 Ogihara D10/70
 D747,140 S * 1/2016 Roth D23/209
 D757,538 S * 5/2016 Tam D9/432
 D772,972 S * 11/2016 Anari, III D16/243
 2002/0117289 A1 8/2002 Jacobs et al.
 2015/0177131 A1 6/2015 Liu et al.
 2017/0266654 A1 9/2017 Sanroma et al.

OTHER PUBLICATIONS

GE Aurora H2O User's Manual, Apr. 2012, <https://www.google.com/webhp?sourceid=chrome-instant&ion=1&espv=2&ie=UTF-8#q=ge%20aurora>.
 International Search Report and Written Opinion issued in connection with PCT Application No. PCT/US2017/023132 dated Jun. 9, 2017.

* cited by examiner

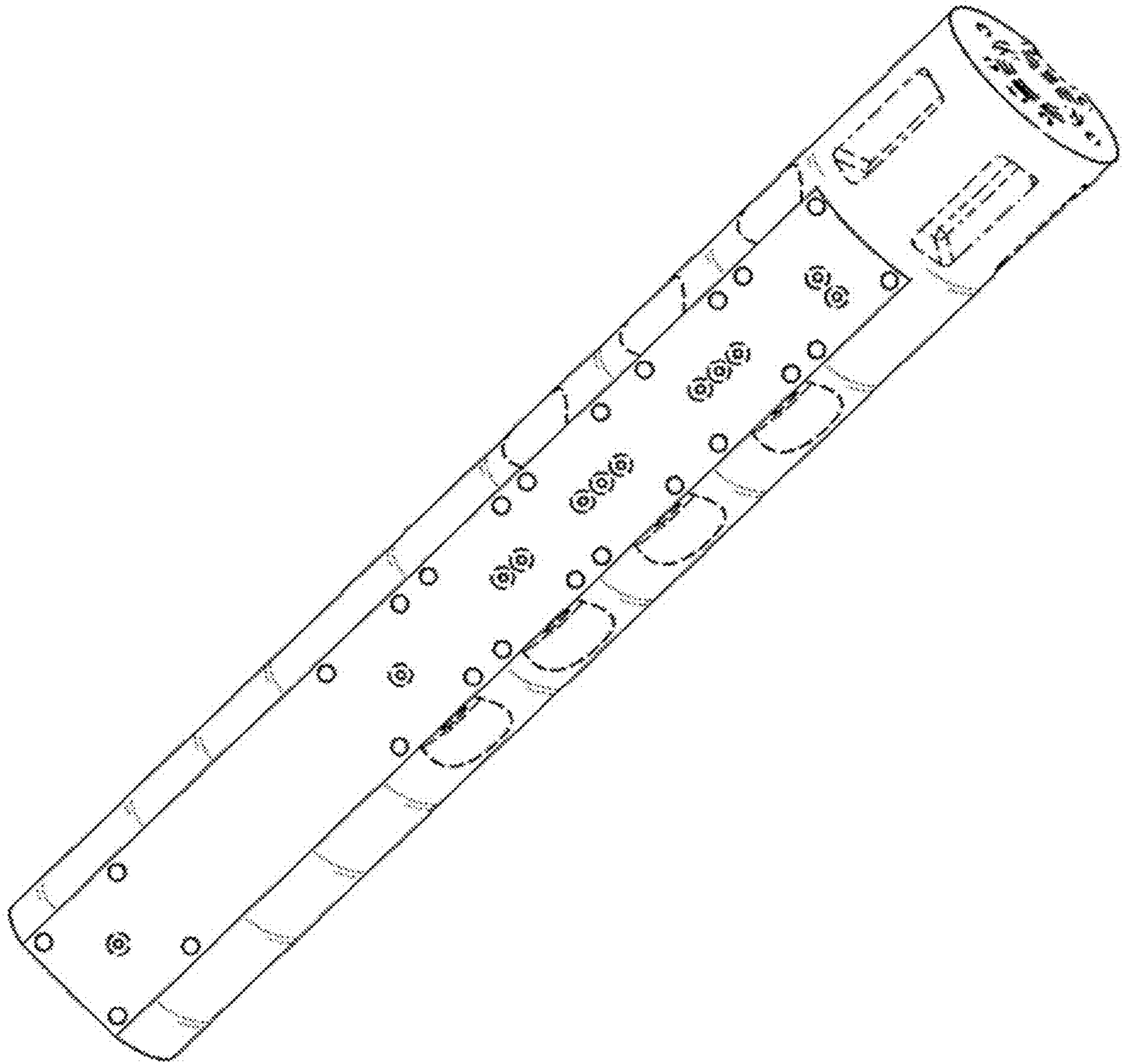


FIG. 1

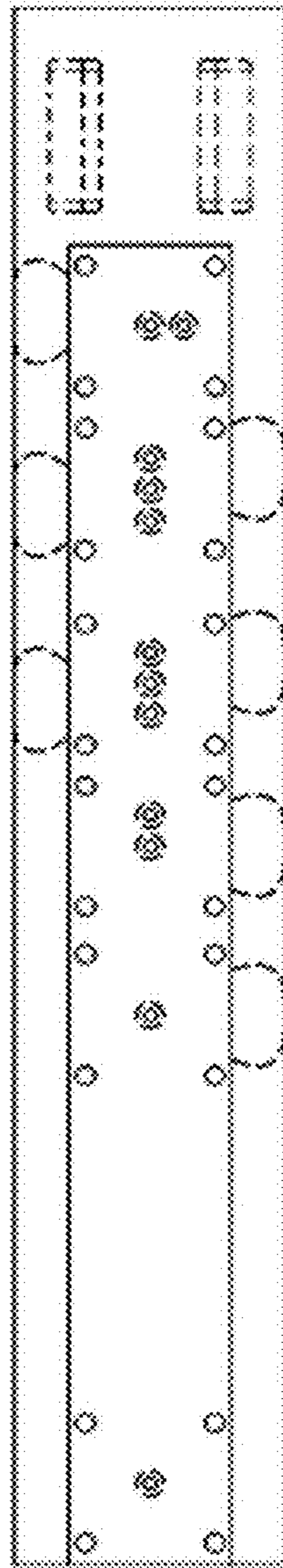


FIG. 2

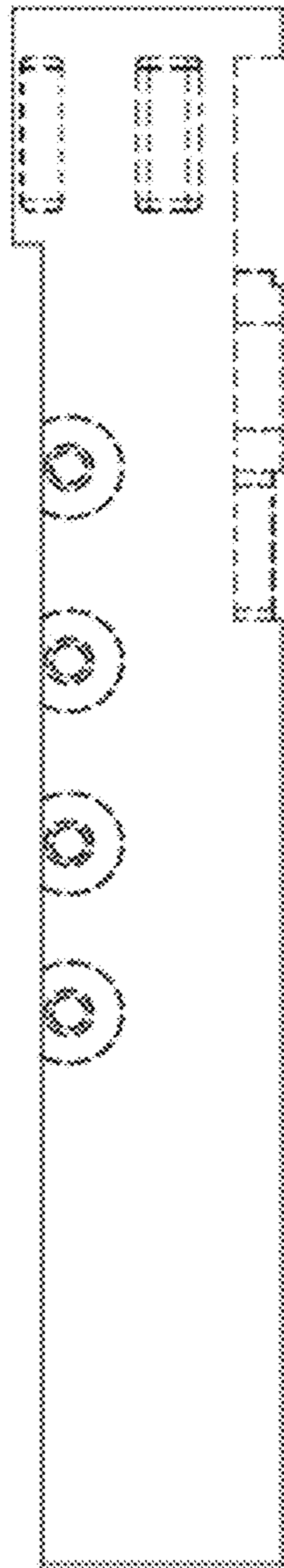


FIG. 3

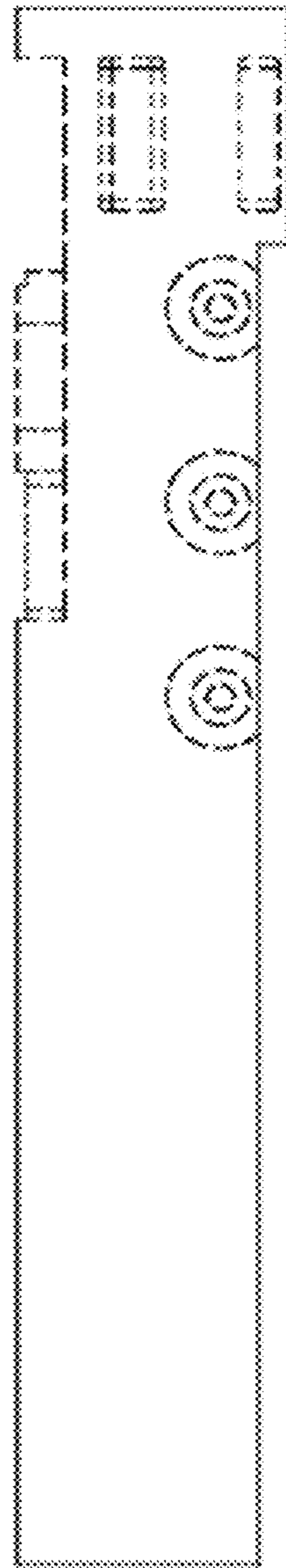


FIG. 4




FIG. 5