

US00D868596S

(12) **United States Design Patent** (10) **Patent No.:** **US D868,596 S**  
**Zenkich et al.** (45) **Date of Patent:** **\*\* Dec. 3, 2019**

(54) **WIPES DISPENSER WITH SURFACE ORNAMENTATION**

(71) Applicant: **Kimberly-Clark Worldwide, Inc.**,  
Neenah, WI (US)

(72) Inventors: **Ramona Zenkich**, Appleton, WI (US);  
**Kristi Jo Schroeder**, Greenville, WI (US)

(73) Assignee: **KIMBERLY-CLARK WORLDWIDE, INC.**, Neenah, WI (US)

(\*\*) Term: **15 Years**

(21) Appl. No.: **29/660,736**

(22) Filed: **Aug. 22, 2018**

(51) **LOC (12) Cl.** ..... **09-03**

(52) **U.S. Cl.**  
USPC ..... **D9/734; D9/600; D9/433**

(58) **Field of Classification Search**  
USPC ..... D9/433, 451, 600, 702, 707, 709, 734;  
D28/76, 83  
CPC ..... B65D 75/5838; B65D 2575/586; B65D  
75/5855; B65D 75/5805; B65D 75/12;  
B65D 77/2096; B65D 2101/00; B65D  
75/5827; B65D 83/0805; B65D 75/20;  
B65D 75/26; B65D 75/68; B65D 33/20;  
B65D 77/003; B65D 75/326; B65D  
77/2032; B65D 2543/00425; B65D  
2543/00194

See application file for complete search history.

(56) **References Cited**

**U.S. PATENT DOCUMENTS**

D37,760 S \* 12/1905 Putnam ..... D9/414  
D79,537 S \* 10/1929 Thompson ..... D9/433  
D90,803 S \* 10/1933 Cummings ..... D9/433  
D105,355 S \* 7/1937 Herz ..... D9/418  
D140,559 S \* 3/1945 Clark ..... D9/600

D147,096 S \* 7/1947 Whitlock ..... D9/600  
3,024,958 A \* 3/1962 Loderhose ..... B65D 5/422  
229/242  
D323,618 S \* 2/1992 Arai ..... D9/432  
D357,861 S \* 5/1995 Sawa ..... D9/432  
D414,637 S \* 10/1999 Amundson ..... D9/734  
D460,301 S \* 7/2002 Milliorn ..... D9/734  
D553,985 S \* 10/2007 Berger ..... D9/456

(Continued)

**OTHER PUBLICATIONS**

Co-pending U.S. Appl. No. 29/660,731, filed Aug. 22, 2018, by  
Zenkich et al. for "Wipes Dispenser With Surface Ornamentation."

(Continued)

*Primary Examiner* — Lauren R Calve

(74) *Attorney, Agent, or Firm* — Kimberly-Clark  
Worldwide, Inc.

(57) **CLAIM**

We claim the ornamental design for a wipes dispenser with  
surface ornamentation, as shown and described.

**DESCRIPTION**

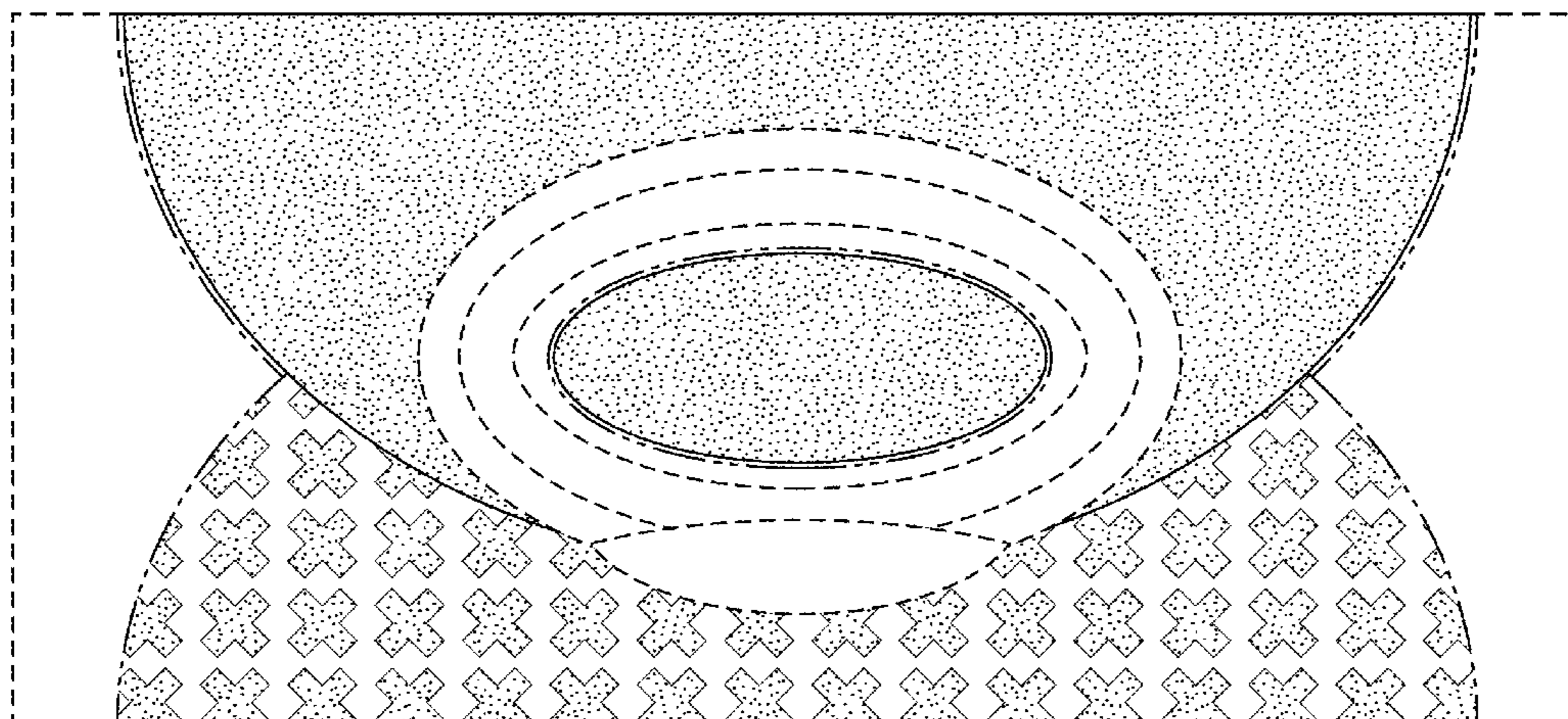
FIG. 1 is a top elevation view of a wipes dispenser with  
surface ornamentation showing our new design;  
FIG. 2 is a bottom elevation view thereof;  
FIG. 3 is a right side view thereof;  
FIG. 4 is a left side view thereof; and,  
FIG. 5 is a front elevation view thereof.

The surface shading represents contrasted color(s) but not a  
specific color.

The dot-dot-dash lines in the Figures are boundary lines  
which show an unclaimed boundary which forms no part of  
the claimed design.

The broken lines shown in the drawings represent portions  
of the wipes dispenser that form no part of the claimed  
design.

**1 Claim, 4 Drawing Sheets**



(56)

**References Cited**

U.S. PATENT DOCUMENTS

D629,309 S	*	12/2010	Stewart .....	D9/421
D654,370 S	*	2/2012	Campbell .....	D9/432
D655,187 S	*	3/2012	Boyer .....	D9/433
D655,614 S	*	3/2012	De Baschmakoff .....	D9/432
D674,705 S	*	1/2013	Thompson .....	D9/661
D683,245 S	*	5/2013	Palmer .....	D9/734
D714,137 S	*	9/2014	Katopo .....	D9/433
D719,462 S	*	12/2014	Kanda .....	D9/432
D726,025 S	*	4/2015	Somers .....	D9/416
D732,970 S	*	6/2015	Keating .....	D9/432
D744,333 S	*	12/2015	Hood .....	D9/434
D745,391 S	*	12/2015	Palmer .....	D9/433
D765,507 S	*	9/2016	Hood .....	D9/434
D775,964 S	*	1/2017	Mochizuki .....	D9/432
D842,127 S	*	3/2019	Lanzafame .....	D9/734
D852,034 S	*	6/2019	Gan .....	D9/418

OTHER PUBLICATIONS

Co-pending U.S. Appl. No. 29/660,734, filed Aug. 22, 2018, by Zenkich et al. for "Wipes Dispenser With Surface Ornamentation."

\* cited by examiner

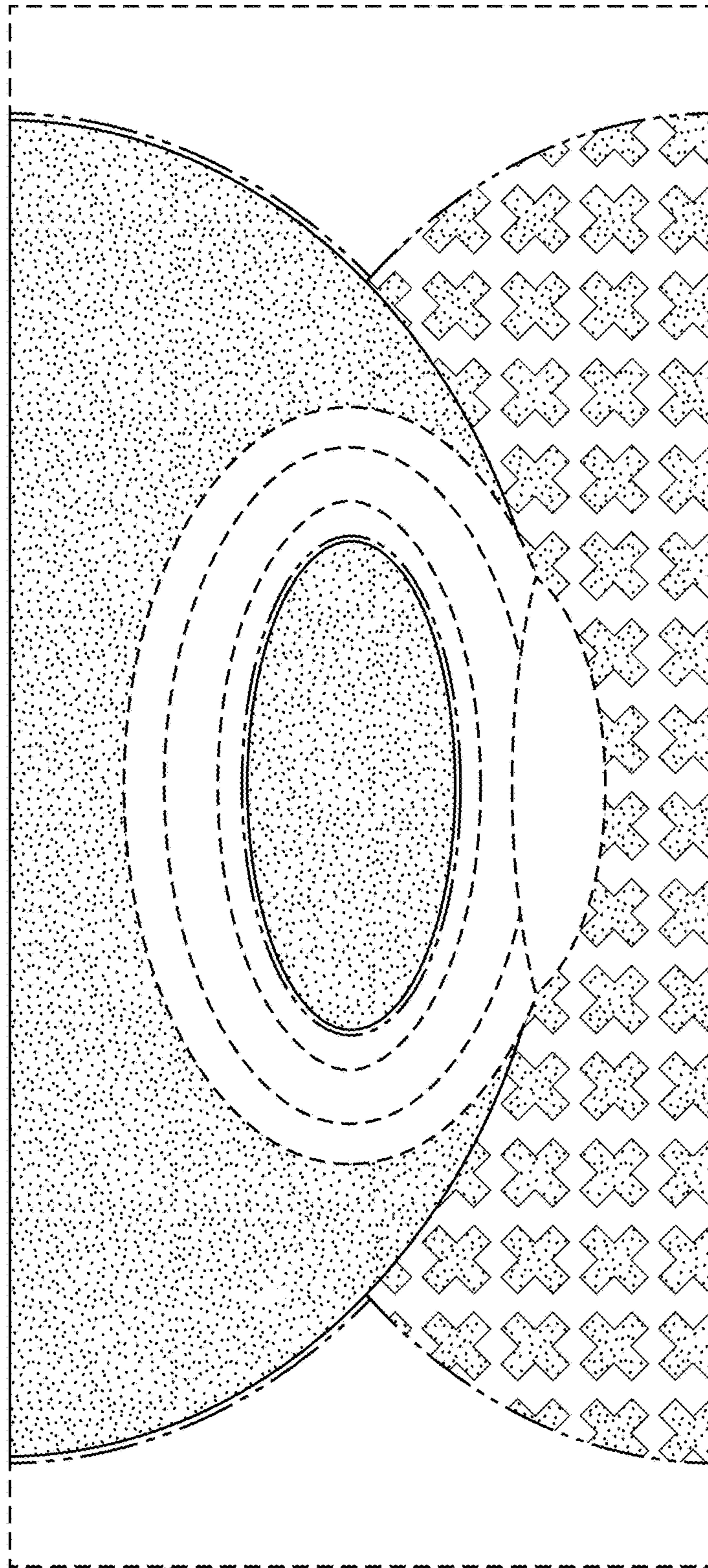


FIG. 1




FIG. 2



FIG. 3




FIG. 4

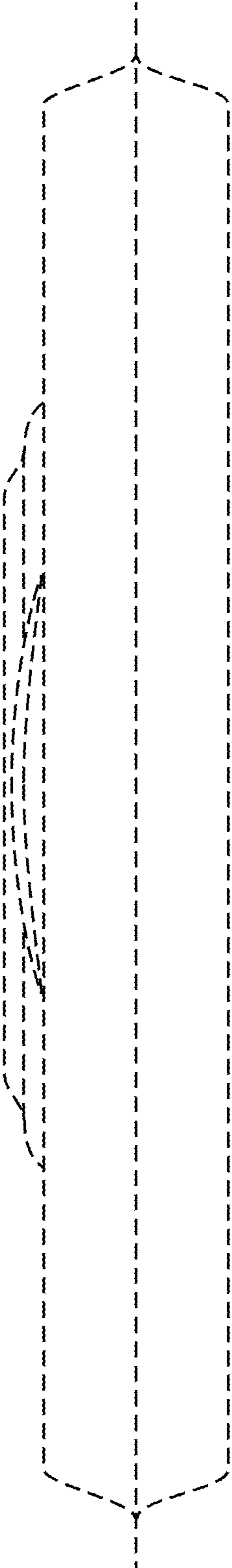


FIG. 5