

US00D868560S

(12) **United States Design Patent**
Deusing

(10) **Patent No.:** **US D868,560 S**

(45) **Date of Patent:** **** Dec. 3, 2019**

(54) **DOOR HANDLE FOR SWITCHGEAR CABINETS**

(71) Applicant: **RITTAL GMBH & CO. KG**, Herborn (DE)

(72) Inventor: **Marco Deusing**, Herborn (DE)

(73) Assignee: **RITTAL GMBH & CO. KG**, Herborn (DE)

(**) Term: **15 Years**

(21) Appl. No.: **35/505,271**

(22) Filed: **Nov. 30, 2017**

(80) **Hague Agreement Data**

Int. Filing Date: **Nov. 30, 2017**

Int. Reg. No.: **DM/101810**

Int. Reg. Date: **Nov. 30, 2017**

Int. Reg. Pub. Date: **Jul. 13, 2018**

(30) **Foreign Application Priority Data**

May 30, 2017	(EP)	004024388-0001
May 30, 2017	(EP)	004024388-0002
May 30, 2017	(EP)	004024388-0003
May 30, 2017	(EP)	004024388-0004
May 30, 2017	(EP)	004024388-0005
May 30, 2017	(EP)	004024388-0006
May 30, 2017	(EP)	004024388-0007
May 30, 2017	(EP)	004024388-0008

(51) **LOC (12) Cl.** **08-06**

(52) **U.S. Cl.**
USPC **D8/300; D8/302**

(58) **Field of Classification Search**
USPC D8/300, 301, 302, 306, 315, 320, 312,
D8/322, 350, 353

(Continued)

(56) **References Cited**

U.S. PATENT DOCUMENTS

D178,589 S * 8/1956 Amdall D8/300
D292,171 S * 10/1987 Berg D8/306

(Continued)

Primary Examiner — Deanna L Pratt

(74) *Attorney, Agent, or Firm* — Polsinelli PC

(57) **CLAIM**

The ornamental design for door handle for switchgear cabinet, as shown and described.

DESCRIPTION

The file of this application contains at least one drawing executed in color. Copies of this patent with color drawings will be provided by the Office upon request and payment of the necessary fee.

FIG. 4.1 is a perspective view of a door handle for switchgear cabinets of a first embodiment.

FIG. 4.2 is a top view of the door handle for switchgear cabinets of the first embodiment.

FIG. 4.3 is a bottom view of the door handle for switchgear cabinets of the first embodiment.

FIG. 4.4 is an enlarged front view of the door handle for switchgear cabinets of the first embodiment.

FIG. 4.5 is an enlarged rear view of the door handle for switchgear cabinets of the first embodiment.

FIG. 4.6 is a side view of the door handle for switchgear cabinets of the first embodiment.

FIG. 7.1 is a perspective view of the door handle for switchgear cabinets of a second embodiment.

FIG. 7.2 is a top view of the door handle for switchgear cabinets of the second embodiment.

FIG. 7.3 is a bottom view of the door handle for switchgear cabinets of the second embodiment.

(Continued)



FIG. 7.4 is an enlarged front view of the door handle for switchgear cabinets of the second embodiment.

FIG. 7.5 is a side view of the door handle for switchgear cabinets of the second embodiment.

**1 Claim, 11 Drawing Sheets
(9 of 11 Drawing Sheet(s) Filed in Color)**

(58) Field of Classification Search

CPC Y10S 292/31; Y10S 292/30; E05B 1/003
See application file for complete search history.


(56) References Cited

U.S. PATENT DOCUMENTS


D343,347	S	*	1/1994	Lau	D8/301
D344,881	S	*	3/1994	Sauerland	D8/306
D346,731	S	*	5/1994	Larsen	D8/301
D396,397	S	*	7/1998	Swan	D8/306
D406,040	S	*	2/1999	Kuehn	D8/301
D428,322	S	*	7/2000	Munch	D8/302
D444,372	S	*	7/2001	Segawa	D8/306
D445,015	S	*	7/2001	Weinerman	D8/302

6,527,307	B2	*	3/2003	Welsh	E05B 17/0025 292/70
D491,039	S	*	6/2004	Denys	D8/301
D543,825	S	*	6/2007	Witte	D8/302
D550,059	S	*	9/2007	Witte	D8/302
D565,922	S	*	4/2008	Hoshimoto	D8/302
D565,923	S	*	4/2008	Hoshimoto	D8/302
D565,924	S	*	4/2008	Hoshimoto	D8/302
D583,211	S	*	12/2008	Grohmann	D8/300
D593,397	S	*	6/2009	Stuckey	D8/320
D628,041	S	*	11/2010	Tieu	D8/302
D629,275	S	*	12/2010	Schmidt	D8/300
D629,276	S	*	12/2010	Chelton	D8/302
D630,488	S	*	1/2011	Tieu	D8/302
D649,003	S	*	11/2011	Stuckey	D8/302
D679,166	S	*	4/2013	Stuckey	D8/302
D691,453	S	*	10/2013	Stuckey	D8/302
D725,992	S	*	4/2015	Scheffler	D8/300
D766,694	S	*	9/2016	Mattrisch	D8/301
D766,695	S	*	9/2016	Mattrisch	D8/301
D790,956	S	*	7/2017	Hetfield	D8/330
D802,548	S	*	11/2017	Schmid	D13/184
D806,502	S	*	1/2018	Fink	D8/302
2011/0252838	A1	*	10/2011	Stuckey	E05B 1/0092 70/20
2013/0285393	A1	*	10/2013	Roatis	E05B 47/0012 292/336.3


* cited by examiner




4.1




4.2




4.3




4.4




4.5




4.6




7.1




7.2



7.3



7.4



7.5