

US00D868548S

(12) **United States Design Patent** (10) **Patent No.:** **US D868,548 S**
Kerkvliet (45) **Date of Patent:** **** Dec. 3, 2019**

(54) **DRINK COZY**

(71) Applicant: **Johannes Kerkvliet**, Blackmans Bay (AU)

(72) Inventor: **Johannes Kerkvliet**, Blackmans Bay (AU)

(**) Term: **15 Years**

(21) Appl. No.: **29/661,513**

(22) Filed: **Aug. 28, 2018**

(51) **LOC (12) Cl.** **07-06**

(52) **U.S. Cl.**

USPC **D7/624.2**; D7/607

(58) **Field of Classification Search**

USPC D7/603-608, 619.1-625; D9/444

CPC B65D 81/3876; B65D 81/3881; B65D 81/3886; B65D 81/3879; B65D 81/3883; B65D 81/3874; B65D 23/104; B65D 23/08; A47J 41/02; A47J 41/0077; A45C 11/20; F25D 3/08; F25D 2331/804; A47G 23/0258; A47G 23/0216; A47G 23/0266; A47G 23/0291; A47G 23/0225; B31D 5/0086

See application file for complete search history.

(56) **References Cited**

U.S. PATENT DOCUMENTS

- 4,344,303 A * 8/1982 Kelly, Jr. A61F 7/10 215/12.1
- 4,540,611 A * 9/1985 Henderson B65D 23/08 150/901
- D282,234 S * 1/1986 Henderson D7/608
- D331,685 S * 12/1992 Hetherington D7/619.1
- D340,165 S * 10/1993 Blake D7/510
- D345,897 S * 4/1994 Vitez D7/608

- D529,766 S * 10/2006 Cunningham D7/624.2
- 2003/0146228 A1 * 8/2003 Davis A47G 23/0216 220/739
- 2007/0138188 A1 * 6/2007 Mace B31D 5/0086 220/739
- 2008/0017654 A1 * 1/2008 Chu B65D 81/3886 220/739

* cited by examiner

Primary Examiner — Terry A Wallace

(74) *Attorney, Agent, or Firm* — Eric Karich; Karich & Associates


(57) **CLAIM**

The ornamental design for a drink cozy, as shown and described.

DESCRIPTION

FIG. 1 is a perspective view of a first embodiment of a drink cozy;
 FIG. 2 is a front elevational view thereof;
 FIG. 3 is a rear elevational view thereof;
 FIG. 4 is a left side elevational view thereof;
 FIG. 5 is a right side elevational view thereof;
 FIG. 6 is a top plan view thereof;
 FIG. 7 is a bottom plan view thereof;
 FIG. 8 is a perspective view of a second embodiment of a drink cozy;
 FIG. 9 is a front elevational view thereof;
 FIG. 10 is a rear elevational view thereof;
 FIG. 11 is a left side elevational view thereof;
 FIG. 12 is a right side elevational view thereof;
 FIG. 13 is a top plan view thereof; and,
 FIG. 14 is a bottom plan view thereof.

1 Claim, 4 Drawing Sheets






Fig. 1




Fig. 2




Fig. 3




Fig. 4




Fig. 5

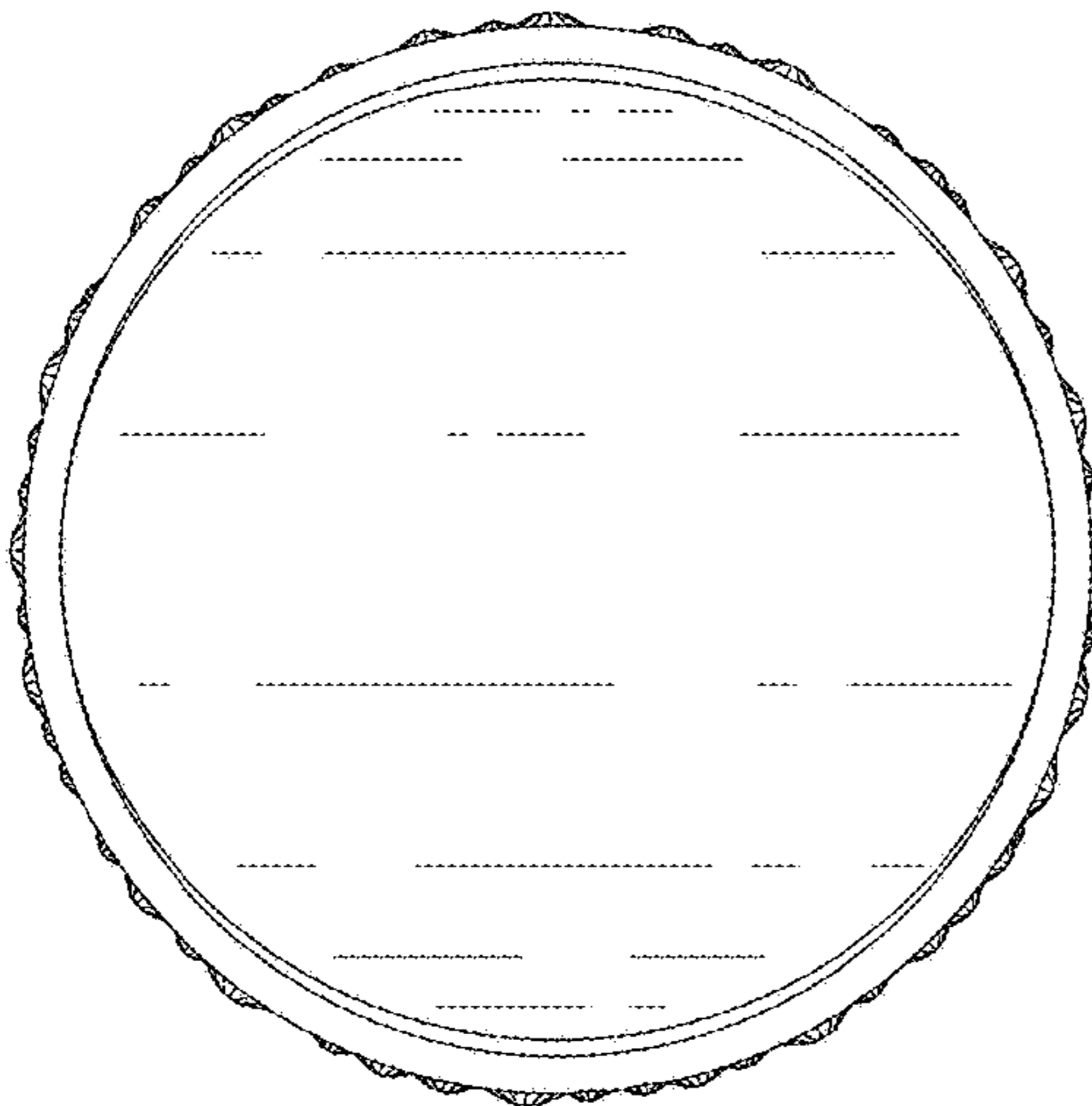


Fig. 6

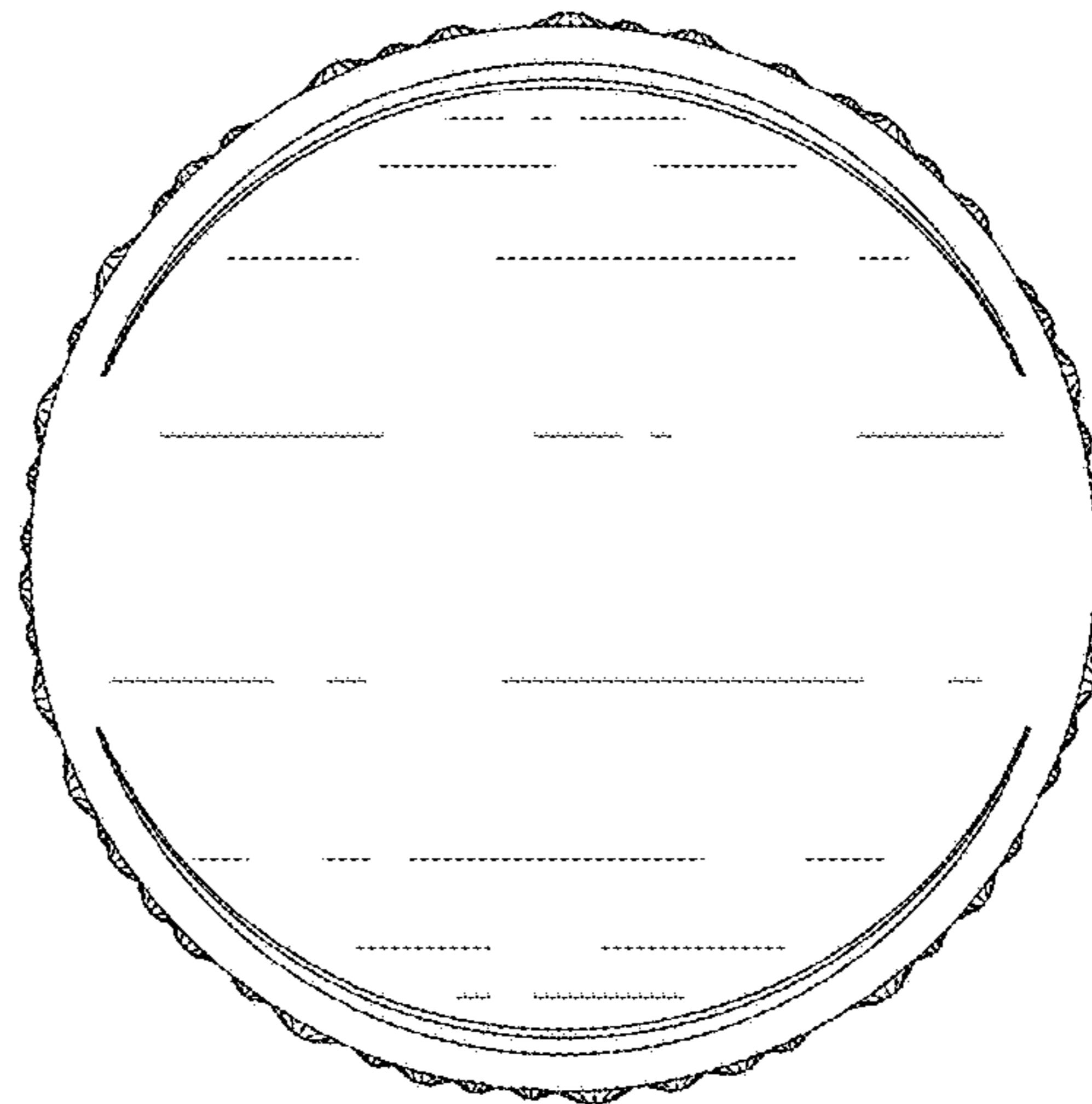


Fig. 7




Fig. 8




Fig. 9




Fig. 10




Fig. 11




Fig. 12

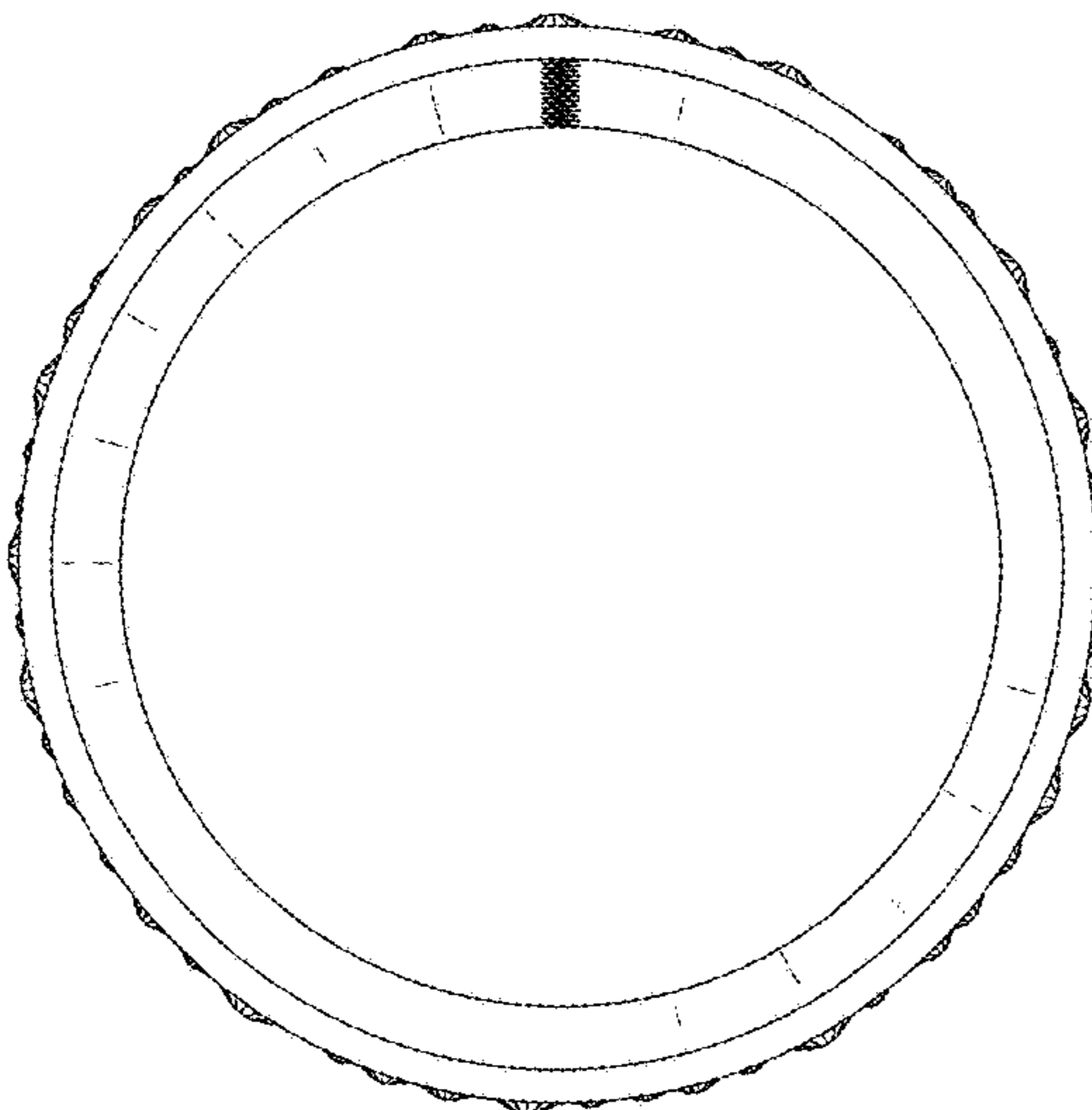


Fig. 13




Fig. 14