



US00D868522S

(12) **United States Design Patent** (10) **Patent No.:** **US D868,522 S**
Jeon (45) **Date of Patent:** **** Dec. 3, 2019**

(54) **WATER PURIFIER**
(71) Applicant: **Coway Co., Ltd.**, Gongju-si (KR)
(72) Inventor: **Jung Jae Jeon**, Seoul (KR)
(73) Assignee: **Coway Co., Ltd.**, Gongju-si,
Choongcheongnam-do (KR)
(**) Term: **15 Years**
(21) Appl. No.: **29/629,794**
(22) Filed: **Dec. 15, 2017**

D399,088 S 10/1998 Chaney
D423,662 S 4/2000 Mele
6,564,685 B1 5/2003 Beaton
D488,835 S 4/2004 Haruhiro
D492,166 S 6/2004 Kaposi
D522,269 S 6/2006 Walker
D555,411 S 11/2007 Schneider
D600,060 S 9/2009 Fletcher et al.
D629,797 S 12/2010 Chu et al.
D671,346 S 11/2012 Zlatic et al.
D688,904 S 9/2013 Chan
D696,086 S 12/2013 Wang
D714,580 S 10/2014 Moon et al.
D730,657 S 6/2015 Corso
D739,691 S 9/2015 De Groot

(Continued)

(30) **Foreign Application Priority Data**

Jun. 16, 2017 (KR) 30-2017-0027801
Jun. 28, 2017 (KR) 30-2017-0029791

(51) **LOC (12) Cl.** **07-01**
(52) **U.S. Cl.**
USPC **D7/313; D7/311; D7/308; D7/307;**
D24/207

(58) **Field of Classification Search**
USPC **D7/305-311, 313, 397; D15/82;**
222/129.1, 146.6; 99/295; D20/1, 4;
D14/307; D23/207, 209
CPC **A47J 31/44; A47J 31/4403; A47J 31/46;**
B67D 1/36; B67D 2210/0065; B67D
1/0864; A23C 9/122
See application file for complete search history.

(56) **References Cited**

U.S. PATENT DOCUMENTS

D264,214 S * 5/1982 Bowen D34/14
D296,275 S 6/1988 Fisher et al.
D328,995 S * 9/1992 Verheijen D7/307
D354,642 S 1/1995 Stoddard et al.
D363,417 S 10/1995 Kelley
D381,564 S 7/1997 Kolada
D393,001 S 3/1998 Mayo

OTHER PUBLICATIONS

Office Action for U.S. Appl. No. 29/629,797, dated May 24, 2019.
Office Action for U.S. Appl. No. 29/629,797, dated Aug. 16, 2019.

Primary Examiner — Marianne N Pandozzi
(74) *Attorney, Agent, or Firm* — Pearl Cohen Zedek
Latzler Baratz LLP

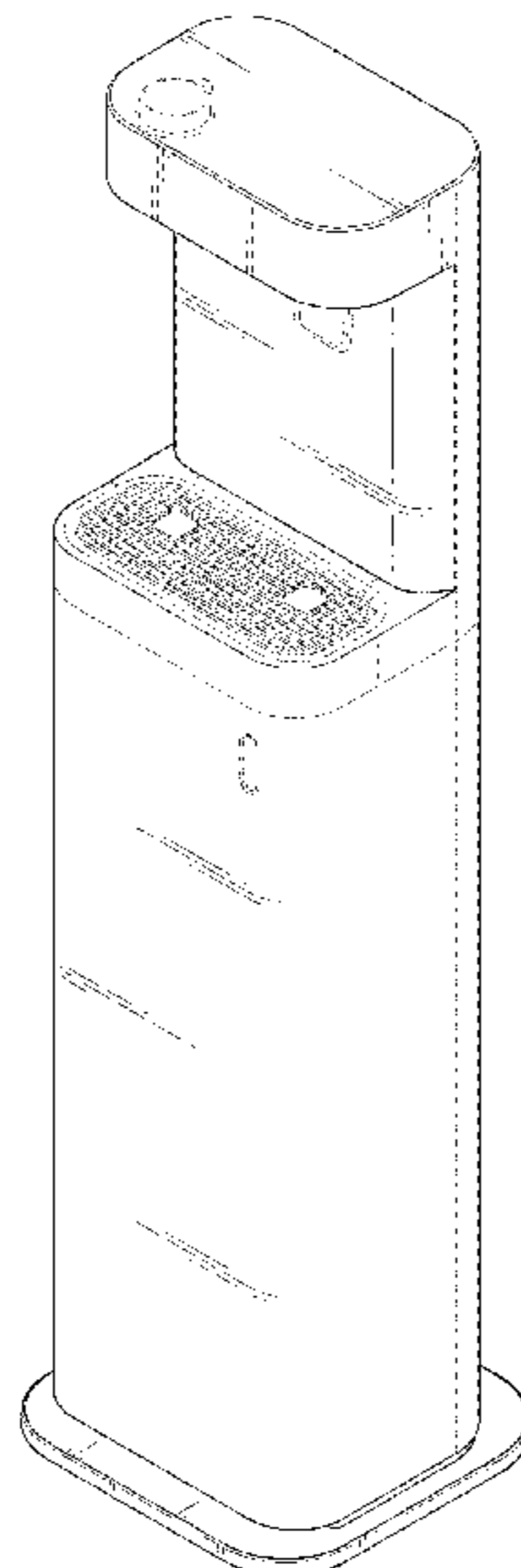
(57) **CLAIM**

The ornamental design for a water purifier, as shown and described.

DESCRIPTION

FIG. 1 is a top, front, right side perspective view of the water purifier;
FIG. 2 is a front elevational view thereof
FIG. 3 is a back elevational view thereof;
FIG. 4 is a left side elevational view thereof;
FIG. 5 is a right side elevational view thereof;
FIG. 6 is a top plan view thereof; and,
FIG. 7 is a bottom plan view thereof.
The broken lines in the figures show portions of the water purifier that form no part of the claimed design.

1 Claim, 7 Drawing Sheets



(56)

References Cited

U.S. PATENT DOCUMENTS

D743,704 S	11/2015	Kaiser	
D774,824 S	12/2016	Gallagher	
D790,898 S *	7/2017	Taubman	D7/305
D802,327 S	11/2017	Masterson et al.	
D805,601 S *	12/2017	Roh	D23/207
D806,249 S	12/2017	Sakurai et al.	
D812,390 S	3/2018	Liu	
D813,346 S *	3/2018	Lee	D23/207
D832,021 S *	10/2018	Yoon	D7/313
D835,923 S	12/2018	Buell et al.	
D852,958 S	7/2019	Sakurai et al.	

* cited by examiner

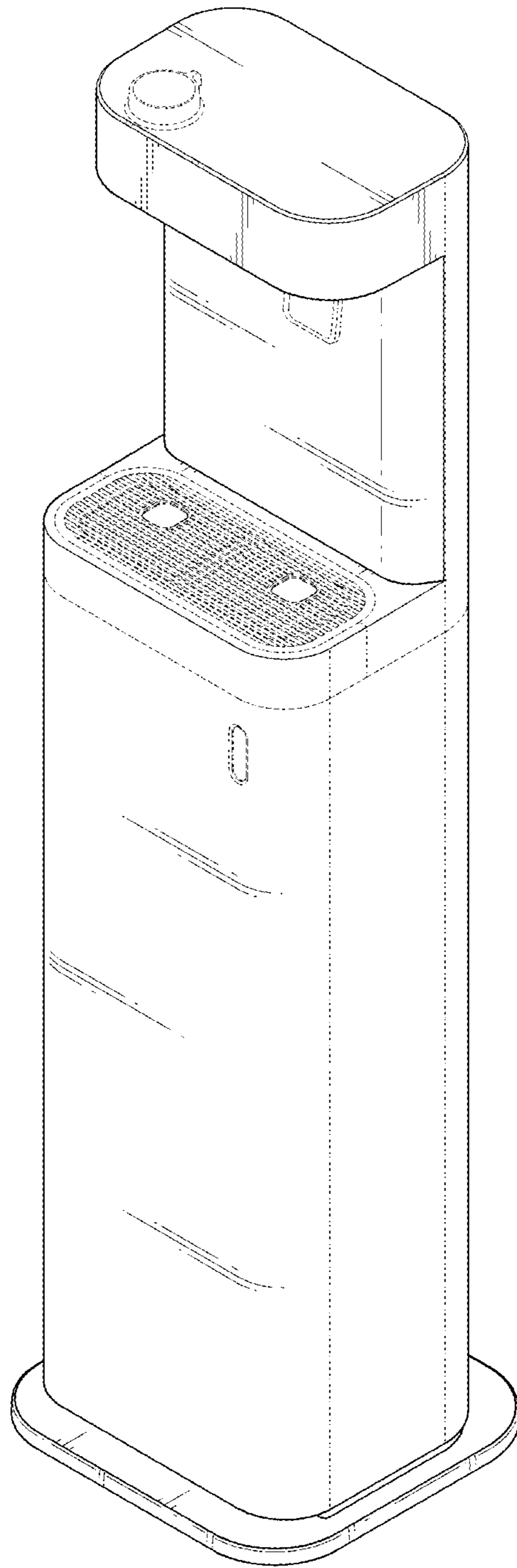


FIG. 1




FIG. 2

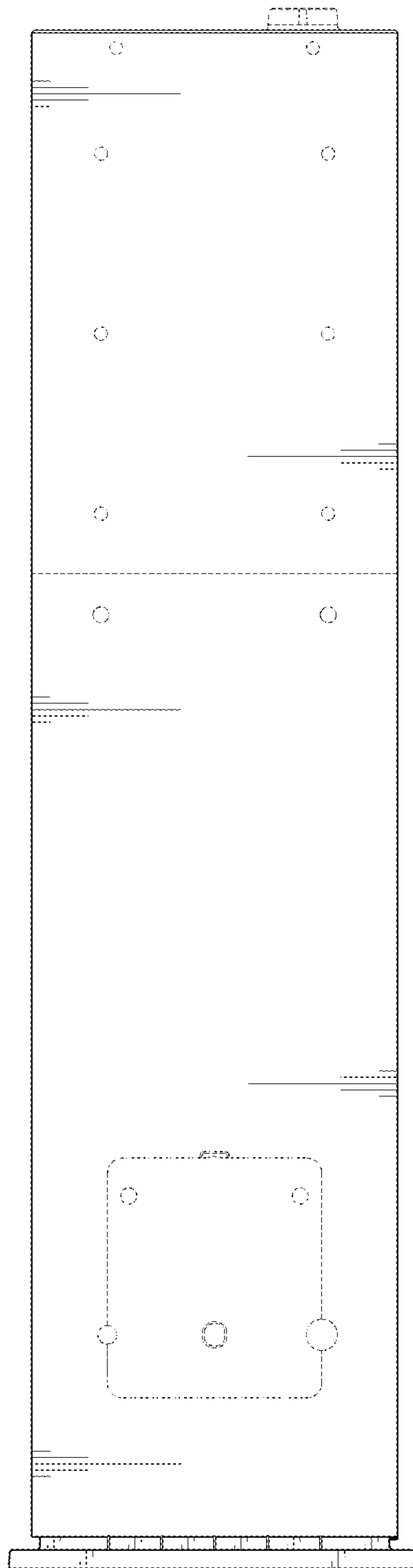


FIG. 3

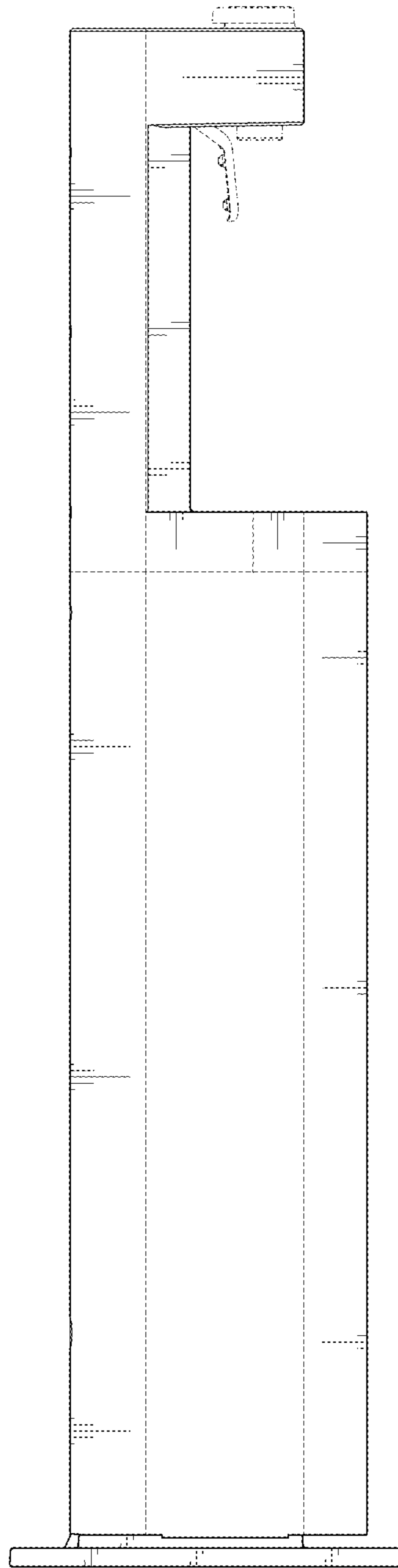


FIG. 4

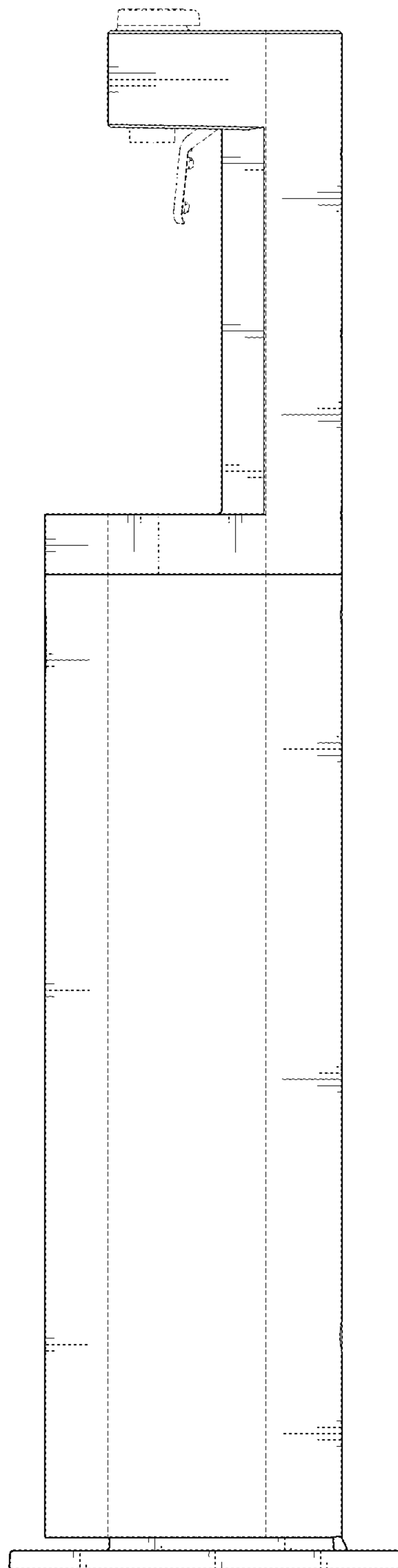


FIG. 5

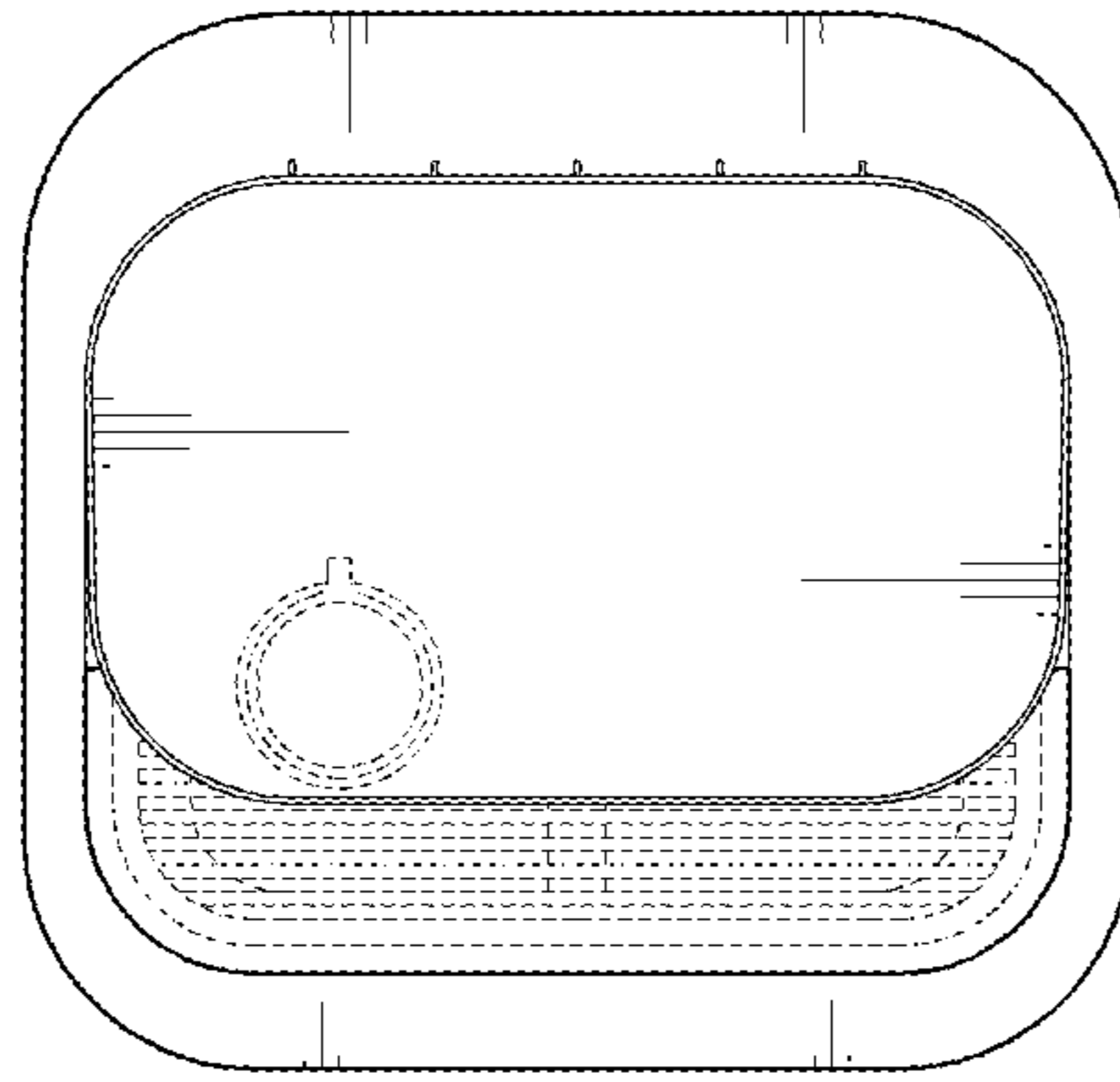


FIG. 6

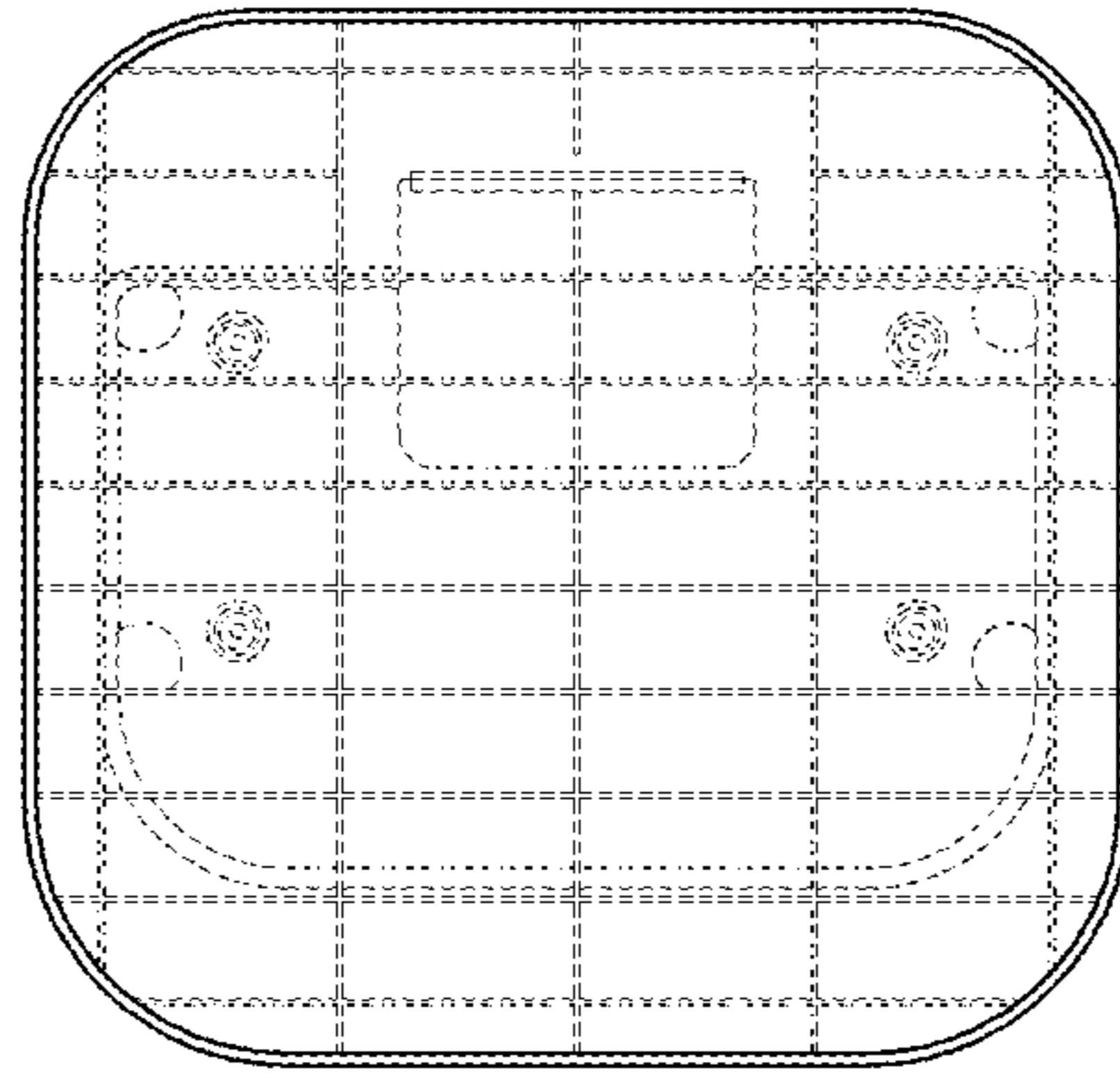


FIG. 7