



US00D868506S

(12) **United States Design Patent** (10) **Patent No.:** **US D868,506 S**  
**Song** (45) **Date of Patent:** **\*\* Dec. 3, 2019**

(54) **VANITY DESK** 3,096,130 A \* 7/1963 McCobb ..... A47B 47/04  
312/111  
(71) Applicant: **AMEZIEL INC**, Ontario, CA (US) 3,156,510 A \* 11/1964 Hindin ..... A47B 67/005  
108/125  
(72) Inventor: **Chuan Song**, Zhengzhou (CN) D303,593 S \* 9/1989 Keller ..... D6/664.1  
D416,712 S \* 11/1999 Chou ..... D6/664.1

(\*\*) Term: **15 Years**

**OTHER PUBLICATIONS**

(21) Appl. No.: **29/639,814**  
(22) Filed: **Mar. 8, 2018**  
(51) **LOC (12) Cl.** ..... **06-04**  
(52) **U.S. Cl.**  
USPC ..... **D6/664.1**

“Darling Vanity Station” Dec. 25, 2014, rentquestnyc.com, site visited Jan. 31, 2019 <<http://www.rentquestnyc.com/mirrors/>> (Year: 2014).\*  
“Vasagle Vanity Table Set . . . ” Jul. 7, 2017, amazon.com, site visited May 22, 2019 <[https://www.amazon.com/VASAGLE-Drawers-Dressing-Cushioned-URDT11W/dp/B0716RTGG6/ref=cm\\_cr\\_arpd\\_product\\_top?ie=UTF8](https://www.amazon.com/VASAGLE-Drawers-Dressing-Cushioned-URDT11W/dp/B0716RTGG6/ref=cm_cr_arpd_product_top?ie=UTF8)> (Year: 2017).\*

(58) **Field of Classification Search**  
USPC ..... D6/407, 657, 661, 663, 664, 664.1,  
D6/668.2, 671, 671.1, 671.4, 675, 675.1,  
D6/675.5, 683.1, 691.1, 691.8, 691.9,  
D6/702, 703; D14/168, 184; D15/85;  
D8/310; D23/342, 284, 285, 286, 300,  
D23/293.1; D13/184  
CPC ... A47B 47/024; A47B 87/008; A47B 87/002;  
A47B 88/48; A47B 88/90; A47B  
2210/19; A47B 47/04; A47B 67/04; A47B  
87/00; A47B 88/00; A47B 88/75; A47F  
3/0413; A47F 5/116; A47F 5/0018; A47F  
9/00; A47F 7/02; Y10T 428/24694; F25D  
21/14; F25D 23/069; F25D 2400/10;  
E05B 65/463  
See application file for complete search history.

\* cited by examiner

*Primary Examiner* — Kevin K Rudzinski  
*Assistant Examiner* — Paul D Bohannon  
(74) *Attorney, Agent, or Firm* — Tsz Lung Yeung

(56) **References Cited**

(57) **CLAIM**

The ornamental design for a vanity desk, as shown and described.


**U.S. PATENT DOCUMENTS**


**DESCRIPTION**

D90,254 S \* 7/1933 McClure ..... D6/664.1  
D119,462 S \* 3/1940 Rudman et al. .... D6/663


FIG. 1 is a perspective view of a vanity desk showing my new design;  
FIG. 2 is a front view thereof;  
FIG. 3 is a rear view thereof;  
FIG. 4 is a right side view thereof;  
FIG. 5 is a left side view thereof;  
FIG. 6 is a top view thereof; and,  
FIG. 7 is a bottom view thereof.  
The broken lines shown in the drawings illustrate portions of the vanity desk that form no part of the claimed design.

**1 Claim, 7 Drawing Sheets**

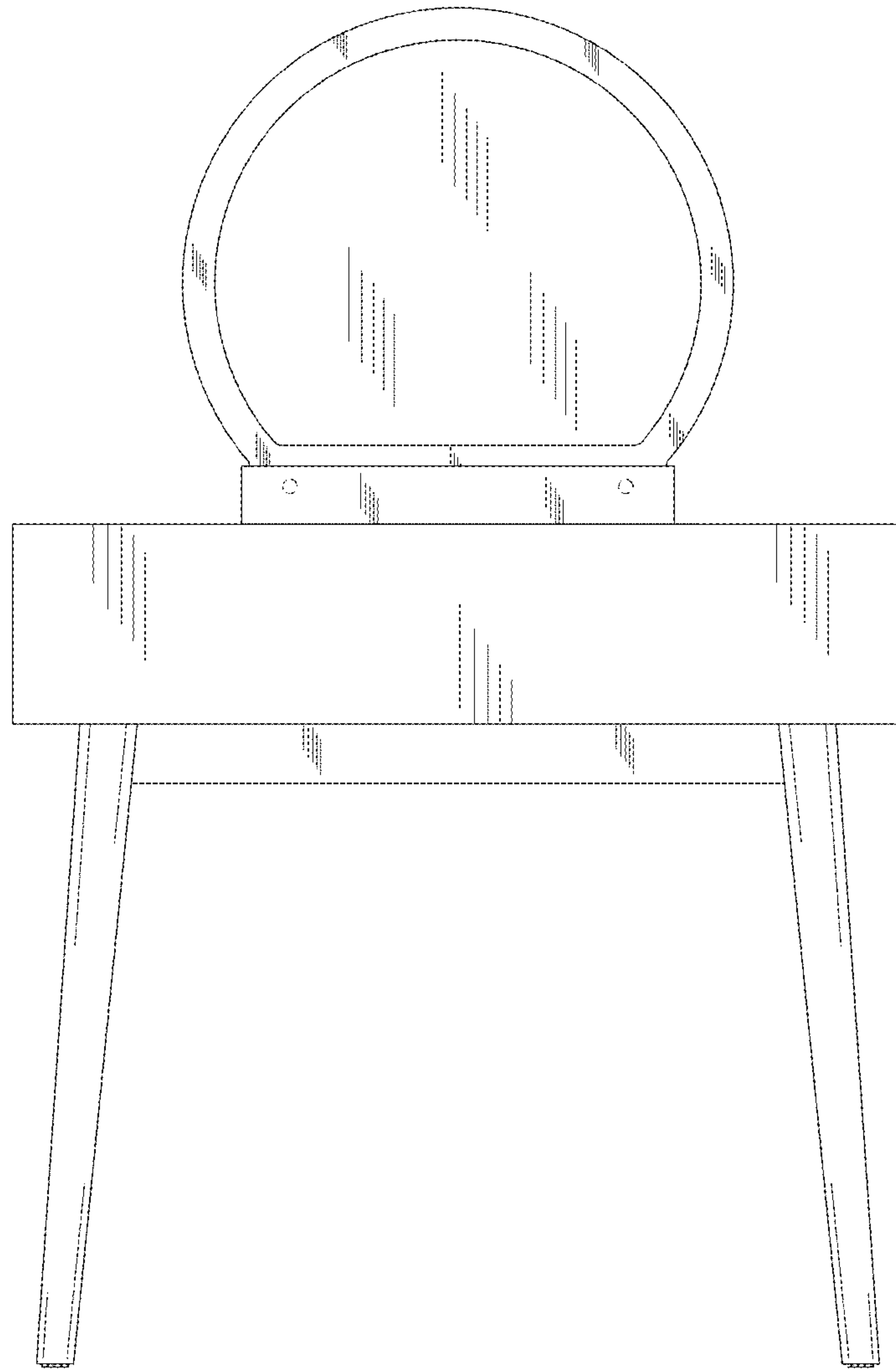




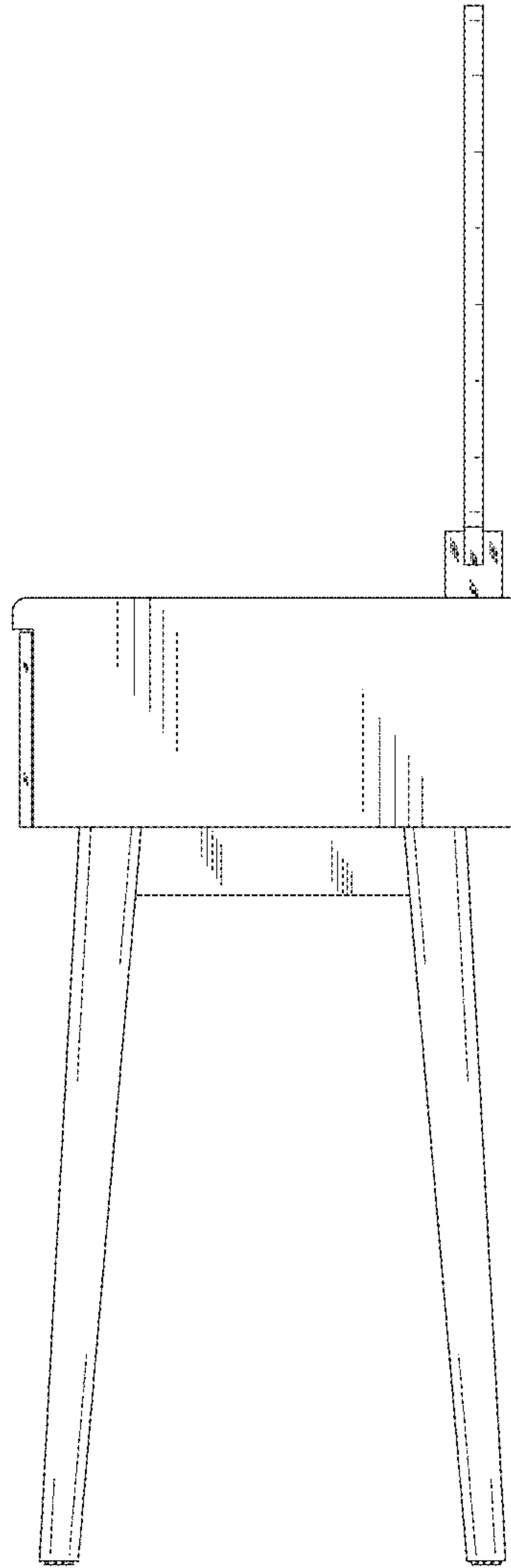
*FIG. 1*



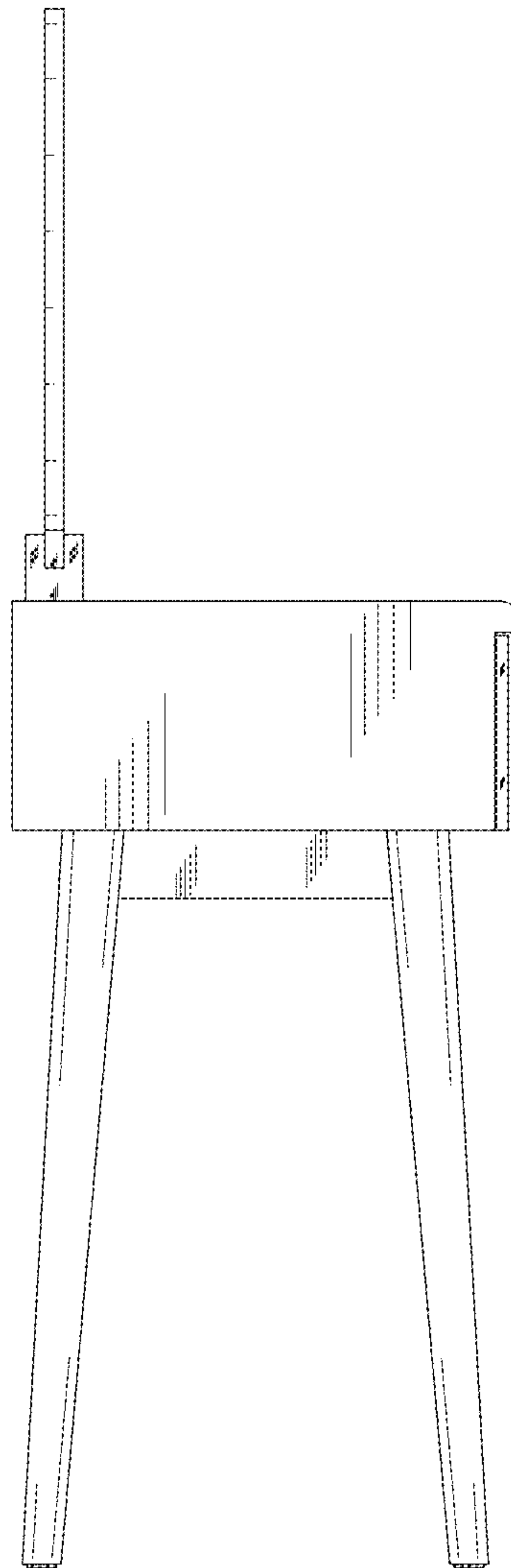
*FIG. 2*



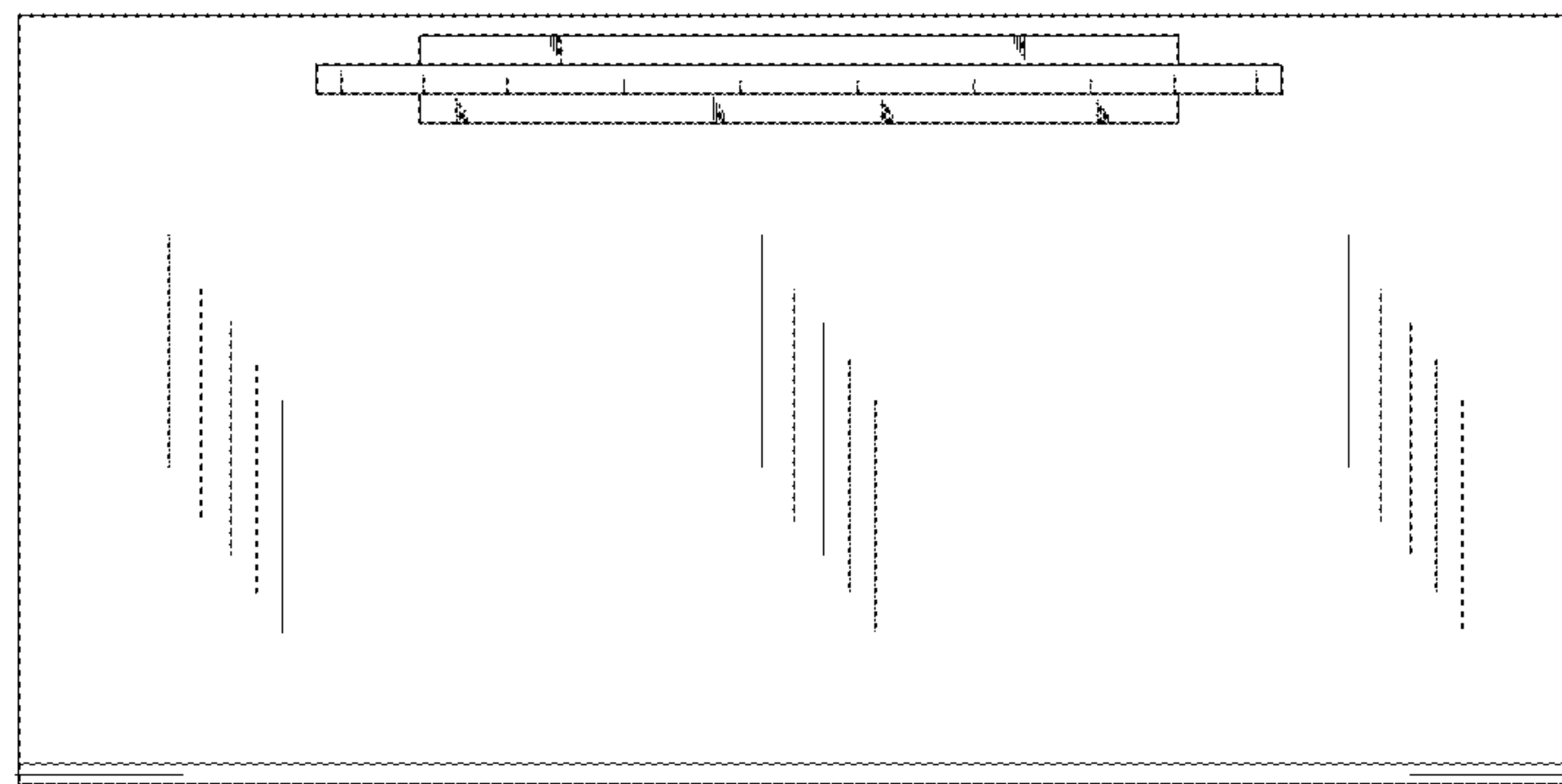
*FIG. 3*



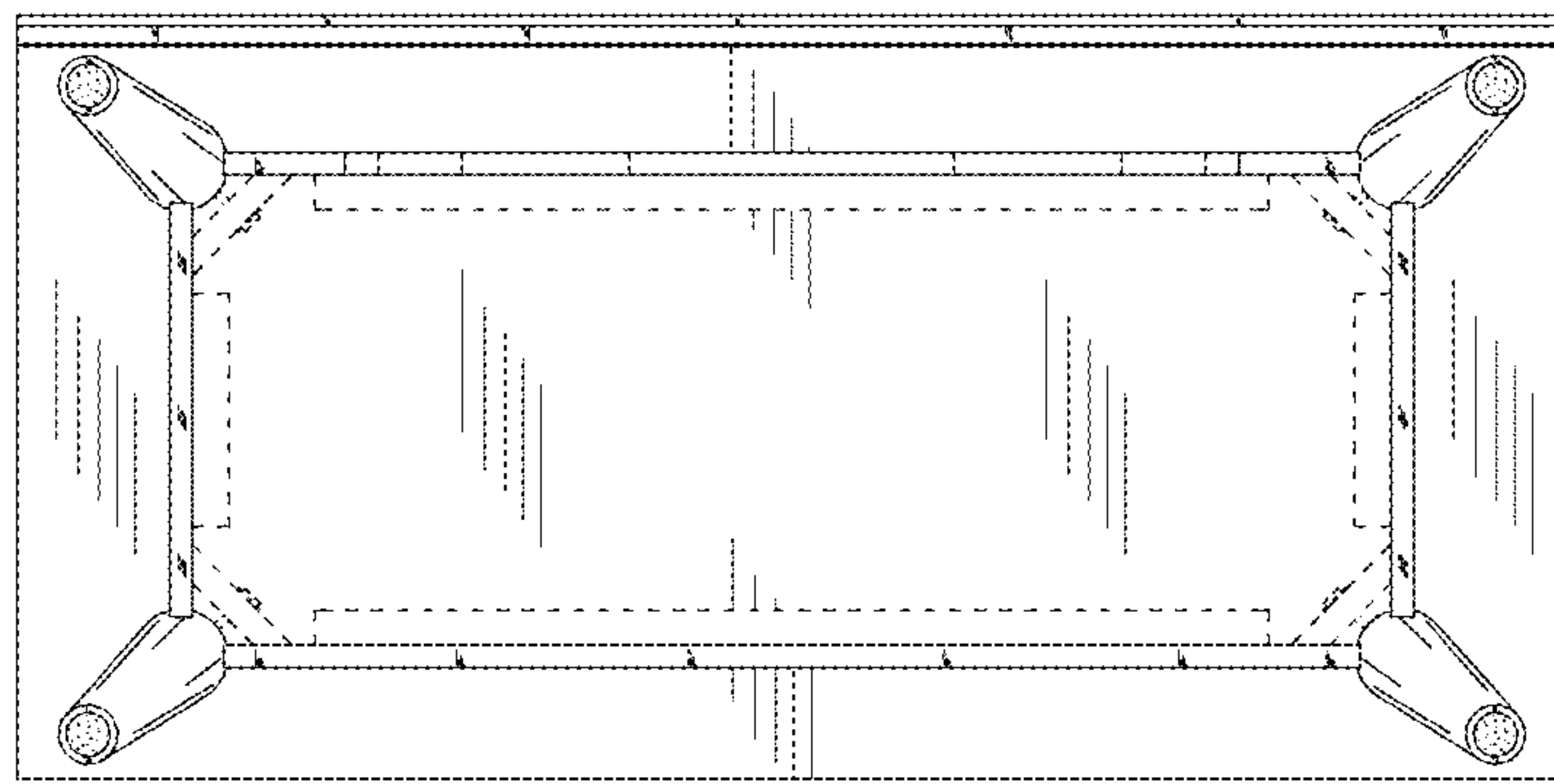
*FIG. 4*



*FIG. 5*



*FIG. 6*



*FIG. 7*