



US00D868505S

(12) **United States Design Patent** (10) **Patent No.:** **US D868,505 S**
Music et al. (45) **Date of Patent:** **** Dec. 3, 2019**

(54) **RETAIL DISPLAY FIXTURE**
(71) Applicant: **Sonos, Inc.**, Santa Barbara, CA (US)
(72) Inventors: **Fernando Music**, Santa Barbara, CA (US); **Johnny Dwyer**, Santa Barbara, CA (US)
(73) Assignee: **Sonos, Inc.**, Santa Barbara, CA (US)

D675,846 S * 2/2013 Monaldi D6/661
D690,139 S * 9/2013 Trinh D6/672
D734,067 S * 7/2015 Vogt D6/661
D757,127 S * 5/2016 Rautavuori D15/79
D776,463 S * 1/2017 Boaz D6/672
D784,735 S * 4/2017 Hirata D6/661.3
D828,051 S * 9/2018 Tang D6/672
D849,458 S * 5/2019 Nichols D6/672

* cited by examiner

(**) Term: **15 Years**

Primary Examiner — Manpreet S Matharu

Assistant Examiner — Keith J Wilson

(21) Appl. No.: **29/696,161**

(74) *Attorney, Agent, or Firm* — KPPB LLP

(22) Filed: **Jun. 25, 2019**

Related U.S. Application Data

(57) **CLAIM**

(63) Continuation of application No. 29/562,965, filed on Apr. 29, 2016.

The ornamental design for a retail display fixture, as shown and described.

(51) **LOC (12) Cl.** **06-04**

(52) **U.S. Cl.**
USPC **D6/657; D6/660; D6/662; D6/663**

DESCRIPTION

(58) **Field of Classification Search**
USPC D6/657, 659, 660, 662, 663, 672
CPC .. A47F 3/00; A47F 3/001; A47F 3/004; A47F 3/005; A47F 3/007; A47F 2003/008; A47F 5/00; A47B 45/00
See application file for complete search history.

FIG. 1 is a perspective view of a retail display fixture, according to an embodiment of the invention.
FIG. 2 is a first side view of the embodiment.
FIG. 3 is a second side view of the embodiment.
FIG. 4 is a third side view of the embodiment.
FIG. 5 is a fourth side view of the embodiment.
FIG. 6 is a top view of the embodiment; and,
FIG. 7 is a bottom view of the embodiment.

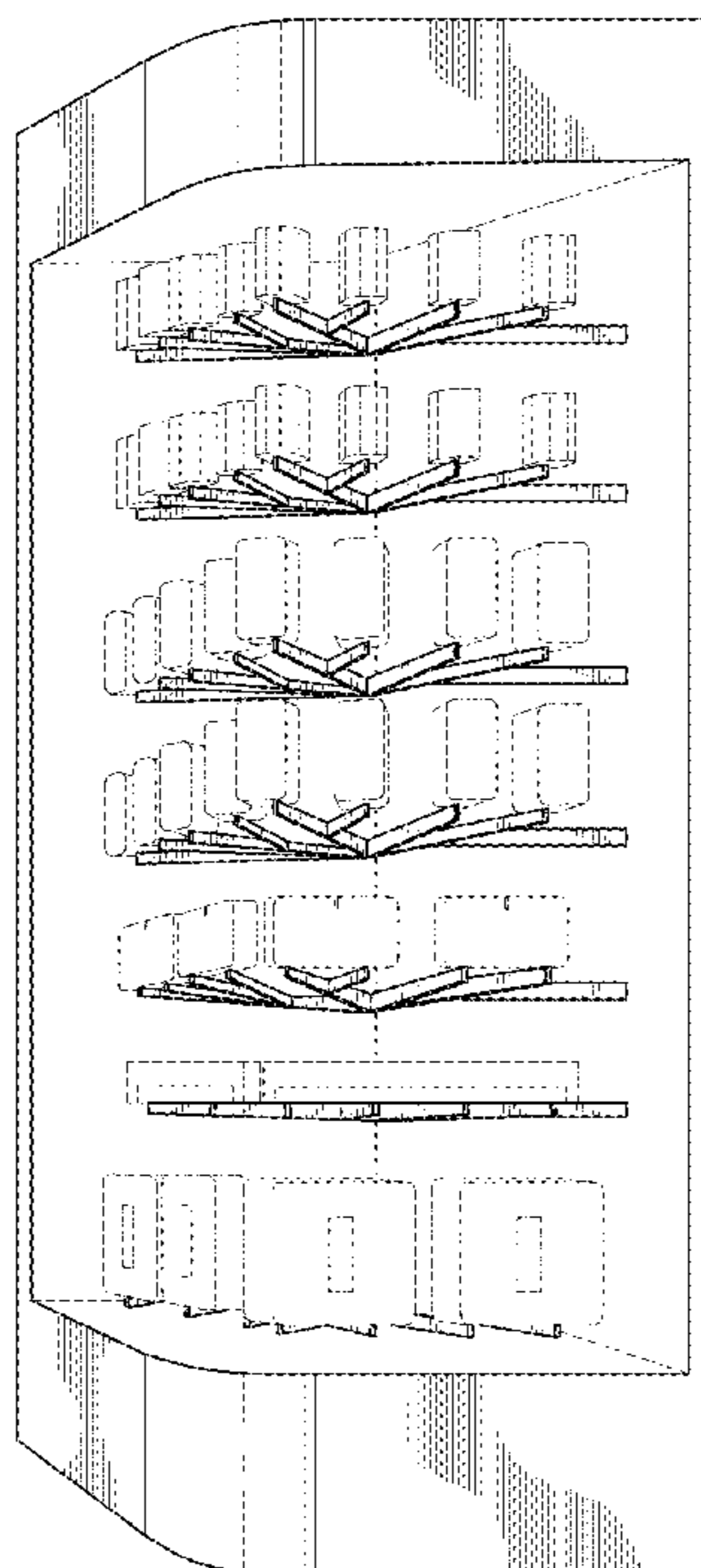
(56) **References Cited**

The features shown in broken lines represents portions of a retail display fixture that form no part of claimed design.

U.S. PATENT DOCUMENTS

D352,850 S * 11/1994 Fujii D6/675.1
D589,536 S * 3/2009 Seki D15/81

1 Claim, 6 Drawing Sheets



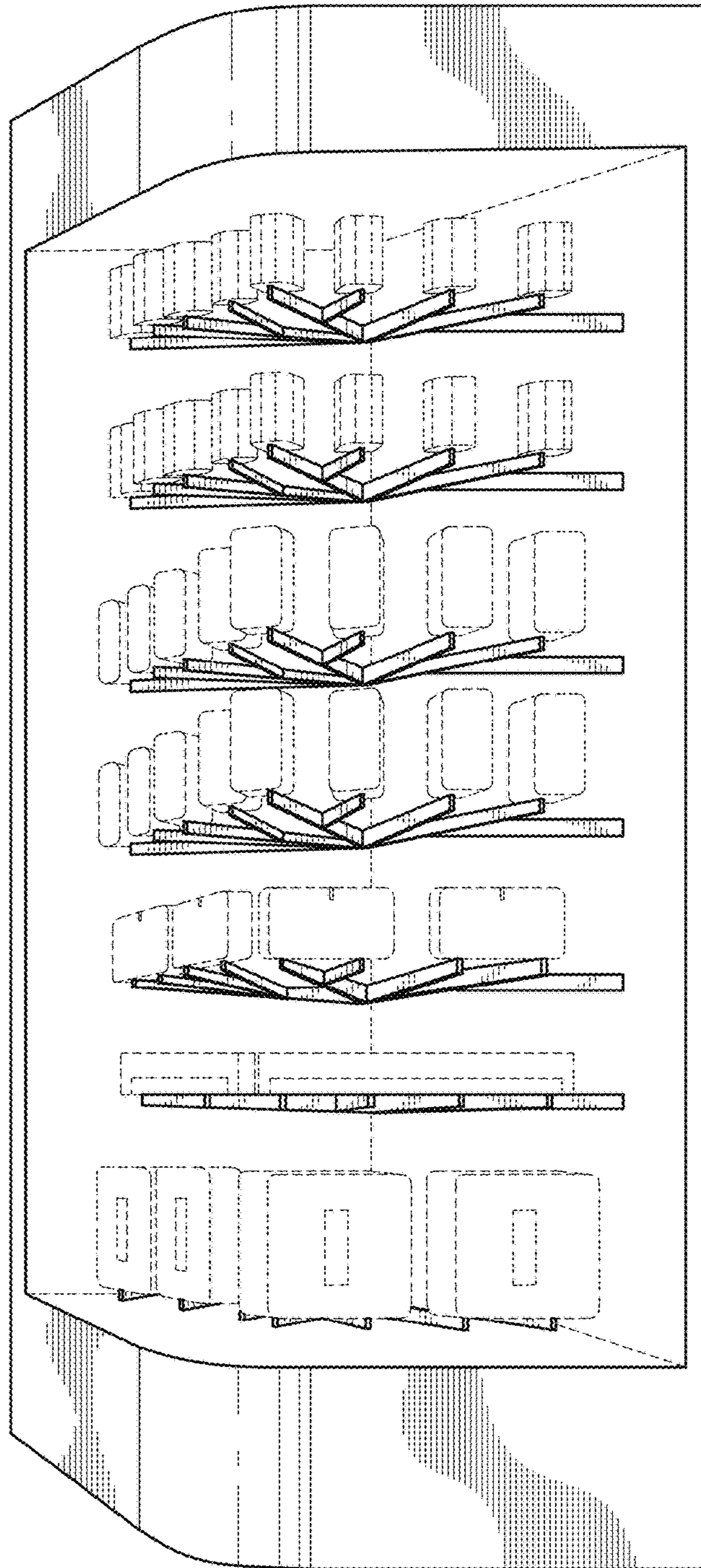


FIG. 1

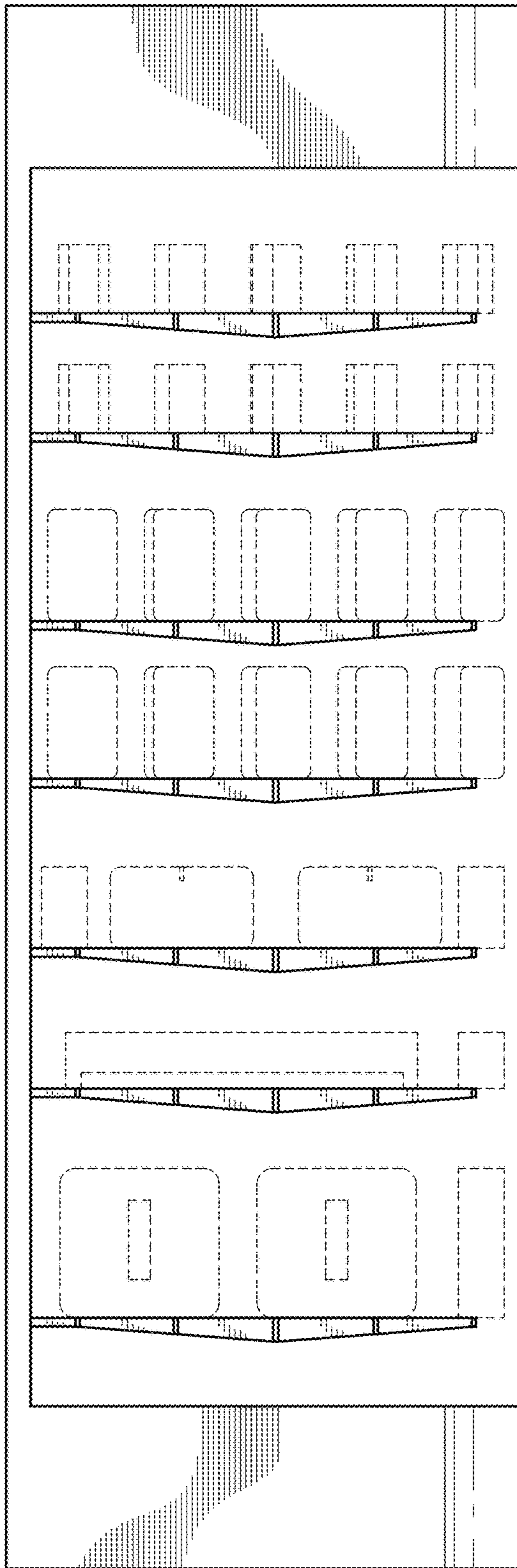


FIG. 2




FIG. 3




FIG. 4

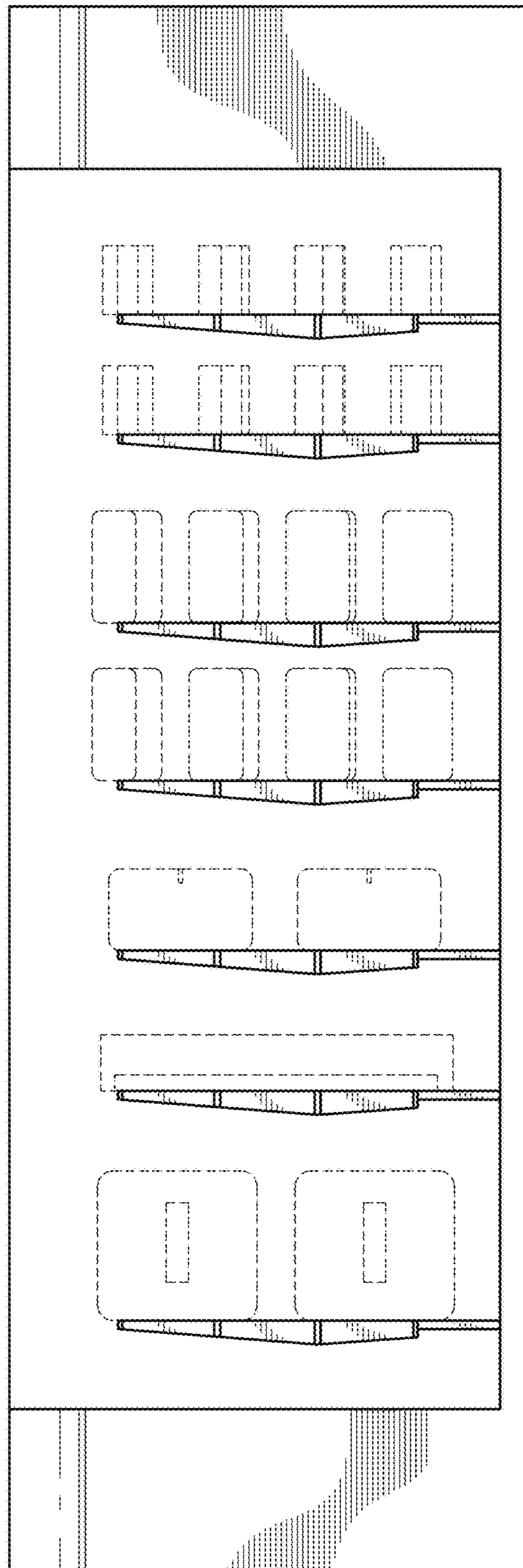


FIG. 5




FIG. 6




FIG. 7