



US00D868491S

(12) **United States Design Patent**
White, III

(10) **Patent No.:** **US D868,491 S**

(45) **Date of Patent:** **** Dec. 3, 2019**

(54) **RECLINER CHAIR**

(71) Applicant: **GABRIELLA WHITE, LLC**, Pelham, AL (US)

(72) Inventor: **William Bew White, III**, Pelham, AL (US)

(73) Assignee: **Gabriella White, LLC**, Pelham, AL (US)

(**) Term: **15 Years**

(21) Appl. No.: **29/648,147**

(22) Filed: **May 18, 2018**

(51) **LOC (12) Cl.** **06-01**

(52) **U.S. Cl.**
USPC **D6/369; D6/367**

(58) **Field of Classification Search**
USPC D6/334-336, 367, 369, 370, 371, 372,
D6/373, 374, 375, 381, 716, 716.1, 716.4,
D6/717

CPC A47C 7/021; A47C 7/0213; A47C 7/18;
A47C 7/24; A47C 7/282; A47C 7/285;
A47C 5/02; A47C 7/54; A47C 1/146
See application file for complete search history.

(56) **References Cited**

U.S. PATENT DOCUMENTS

D79,031 S *	7/1929	Kirkpatrick	D6/369
D80,607 S *	3/1930	Debski	D6/369
D228,708 S *	10/1973	Olko	D6/369
D239,990 S *	5/1976	Olko	D6/369

(Continued)

Primary Examiner — Mimoso De

(74) *Attorney, Agent, or Firm* — Thomas G. Peterson;
Maynard Cooper & Gale

(57) **CLAIM**

The ornamental design for a recliner chair, substantially as shown and described.

DESCRIPTION

FIG. 1 is a perspective view of the front and one side of the recliner chair showing our ornamental design with the chair back in the upright position.

FIG. 2 is a perspective view of the rear and one side of the recliner chair of FIG. 1 with the chair back in the upright position.

FIG. 3 is an additional perspective view of the rear and one side of the recliner chair of FIG. 1 with the chair back in the upright position.

FIG. 4 is an additional perspective view of the rear and one side of the recliner chair of FIG. 1 with the chair back in the upright position.

FIG. 5 is a top plan view of the recliner chair of FIG. 1 with the chair back in the upright position.

FIG. 6 is a front elevational view of the recliner chair of FIG. 1 with the chair back in the upright position.

FIG. 7 is an additional view of the front and one side of the recliner chair of FIG. 1 with the chair back in the upright position.

FIG. 8 is a side elevational view of another side of the recliner chair of FIG. 1 with the chair back in the upright position.

FIG. 9 is a rear elevational view of the recliner chair of FIG. 1 with the chair back in the upright position.



FIG. 10 is an additional perspective view of the rear and one side of the recliner chair of FIG. 1 with the chair back in the upright position.

FIG. 11 is an elevational view of another side of the recliner chair of FIG. 1 with the chair back in the upright position.

FIG. 12 is a perspective view of the front and one side of the recliner chair of FIG. 1 with the chair back in the reclined position, the opposite being identical thereto; and,

FIG. 13 is an elevational view of one side of the recliner chair of FIG. 1 with the chair back in the reclined position, the opposite side being identical thereto.

1 Claim, 13 Drawing Sheets



(56)

References Cited

U.S. PATENT DOCUMENTS

D241,092	S	*	8/1976	Olko	D6/369
D241,093	S	*	8/1976	Olko	D6/369
D249,836	S	*	10/1978	Olko	D6/369
D264,529	S	*	5/1982	Olko	D6/369
D266,639	S	*	10/1982	Thorpe	D6/369
D782,213	S	*	3/2017	White, III	D6/334

* cited by examiner




FIG. 1




FIG. 2



FIG. 3




FIG. 4




FIG. 5




FIG. 6




FIG. 7




FIG. 8




FIG. 9



FIG. 10




FIG. 11




FIG. 12




FIG. 13