



US00D868490S

(12) **United States Design Patent** (10) **Patent No.:** **US D868,490 S**
Lauter (45) **Date of Patent:** **** Dec. 3, 2019**

(54) **SEAT FOR MOTOR VEHICLE**
(71) Applicant: **Dr. Ing. h.c. F. Porsche**
Aktiengesellschaft, Stuttgart (DE)
(72) Inventor: **Katharina Lauter, Remseck-Pattonville**
(DE)
(73) Assignee: **Dr. Ing. h.c. F. Porsche**
Aktiengesellschaft (DE)
(**) Term: **15 Years**
(21) Appl. No.: **29/621,290**
(22) Filed: **Oct. 6, 2017**
(30) **Foreign Application Priority Data**

Apr. 7, 2017 (DE) 40 2017 100 438
(51) **LOC (12) Cl.** **06-04**
(52) **U.S. Cl.**
USPC **D6/356**
(58) **Field of Classification Search**
USPC D6/356, 360, 364, 365; D21/521, 533,
D21/548
CPC A61H 2201/0149; B60N 2/06; B60N 2/20;
B60N 2/22; B60N 2/58; B60N 2/68;
B60N 2/80; B60N 2/643; B60N 2/888;
B60N 2/859; B60N 2/1615; B60N
2/7035; B60N 2/42745; B60N 2002/0272;
B60N 2205/35
See application file for complete search history.

(56) **References Cited**
U.S. PATENT DOCUMENTS
D506,084 S * 6/2005 Beermann D6/356
D574,619 S * 8/2008 Maezono D6/356
D587,025 S 2/2009 Juraschek
8,100,472 B2* 1/2012 Humer B60N 2/4228
297/216.12

D655,097 S 3/2012 Paetzel
D657,579 S 4/2012 Klein
D696,035 S 12/2013 Hatter
D710,119 S 8/2014 Tilscher et al.
D721,895 S * 2/2015 Beermann D6/356
9,637,035 B2* 5/2017 Abe B60N 2/646
9,718,387 B2* 8/2017 Line B60N 2/68
D799,225 S * 10/2017 Callum D6/356
D804,205 S * 12/2017 Godard D6/356
D804,206 S 12/2017 Varga
D805,312 S 12/2017 Varga
D805,313 S 12/2017 Varga
9,849,817 B2* 12/2017 Line B60N 2/62
D808,185 S * 1/2018 Kondo D6/356
D812,388 S * 3/2018 Sondell D6/356
(Continued)

OTHER PUBLICATIONS

Design U.S. Appl. No. 29/615,433, by Lauter, filed Aug. 29, 2017.
(Continued)

Primary Examiner — Kevin K Rudzinski
Assistant Examiner — Paul D Bohannon
(74) *Attorney, Agent, or Firm* — RatnerPrestia

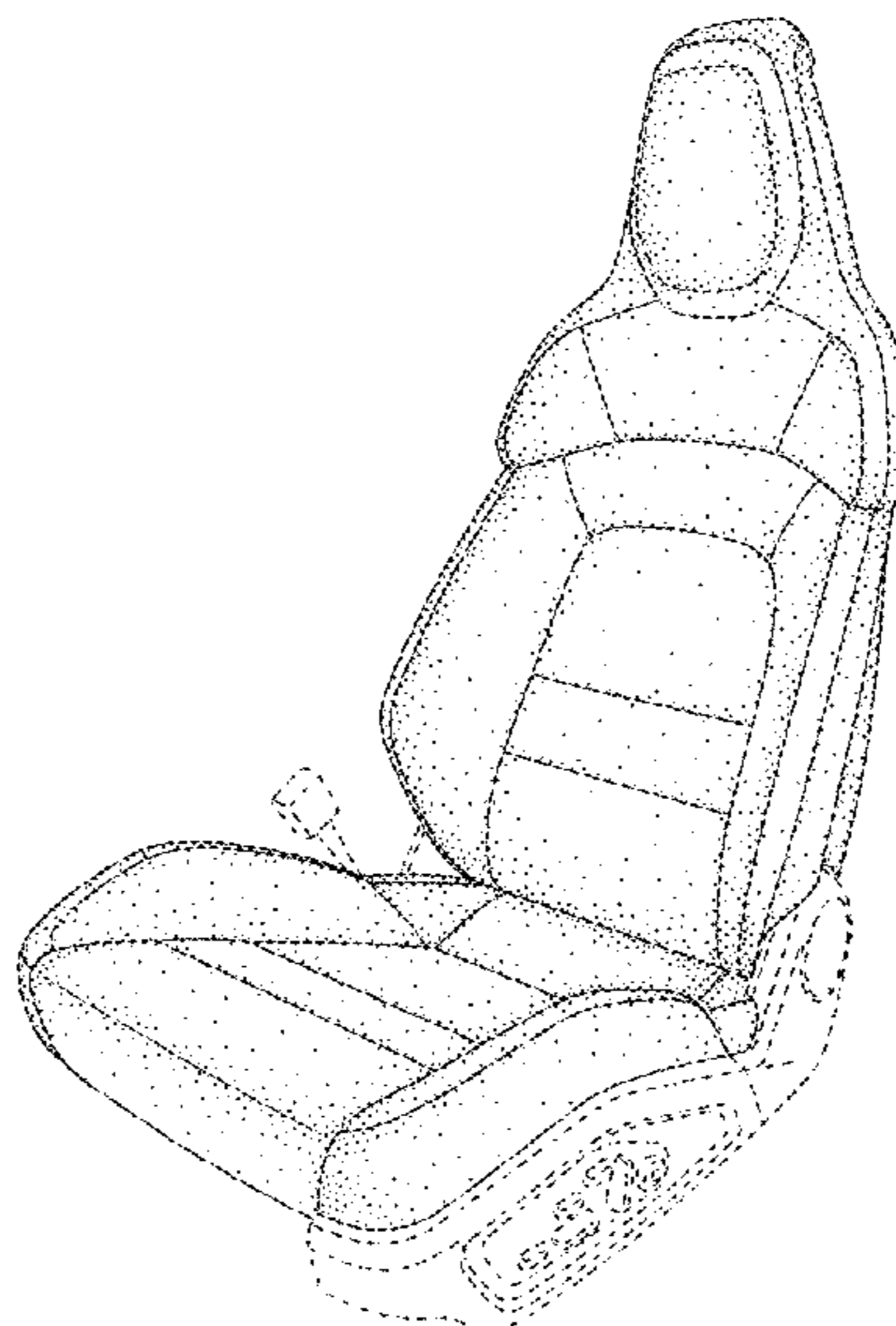
(57) **CLAIM**

The ornamental design for a seat for motor vehicle, as shown and described.

DESCRIPTION

FIG. 1 is a top front left perspective view of a seat for a motor vehicle;
FIG. 2 is a front elevation view thereof;
FIG. 3 is a rear elevation view thereof;
FIG. 4 is a left side elevation view thereof;
FIG. 5 is a right side elevation view thereof; and,
FIG. 6 is a top plan view thereof.
The broken line showing of the seat for a motor vehicle is for the purpose of illustrating portions of the seat for motor vehicle and forms no part of the claimed design.

1 Claim, 6 Drawing Sheets



(56)

References Cited

U.S. PATENT DOCUMENTS

D817,652 S * 5/2018 Nunn D6/356
9,987,959 B2 * 6/2018 Hayashi B60N 2/5816
D822,397 S * 7/2018 Waterhouse D6/356
10,011,192 B2 * 7/2018 Bonk B60N 2/06

OTHER PUBLICATIONS

Design U.S. Appl. No. 29/615,434, by Lauter, filed Aug. 29, 2017.
Design U.S. Appl. No. 29/621,289, by Lauter, filed Oct. 6, 2017.
Design U.S. Appl. No. 29/621,291, by Lauter, filed Oct. 6, 2017.

* cited by examiner

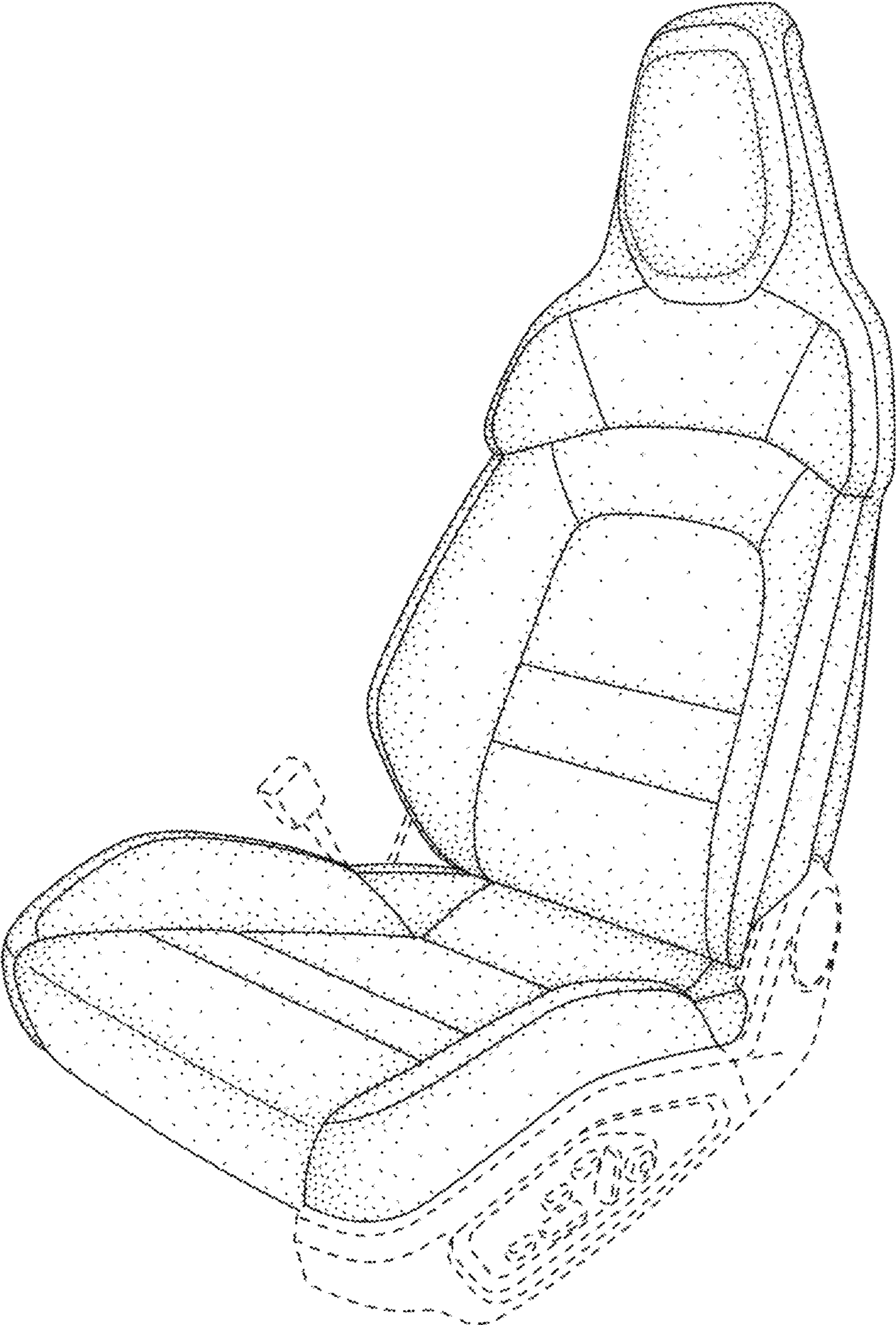


FIG. 1

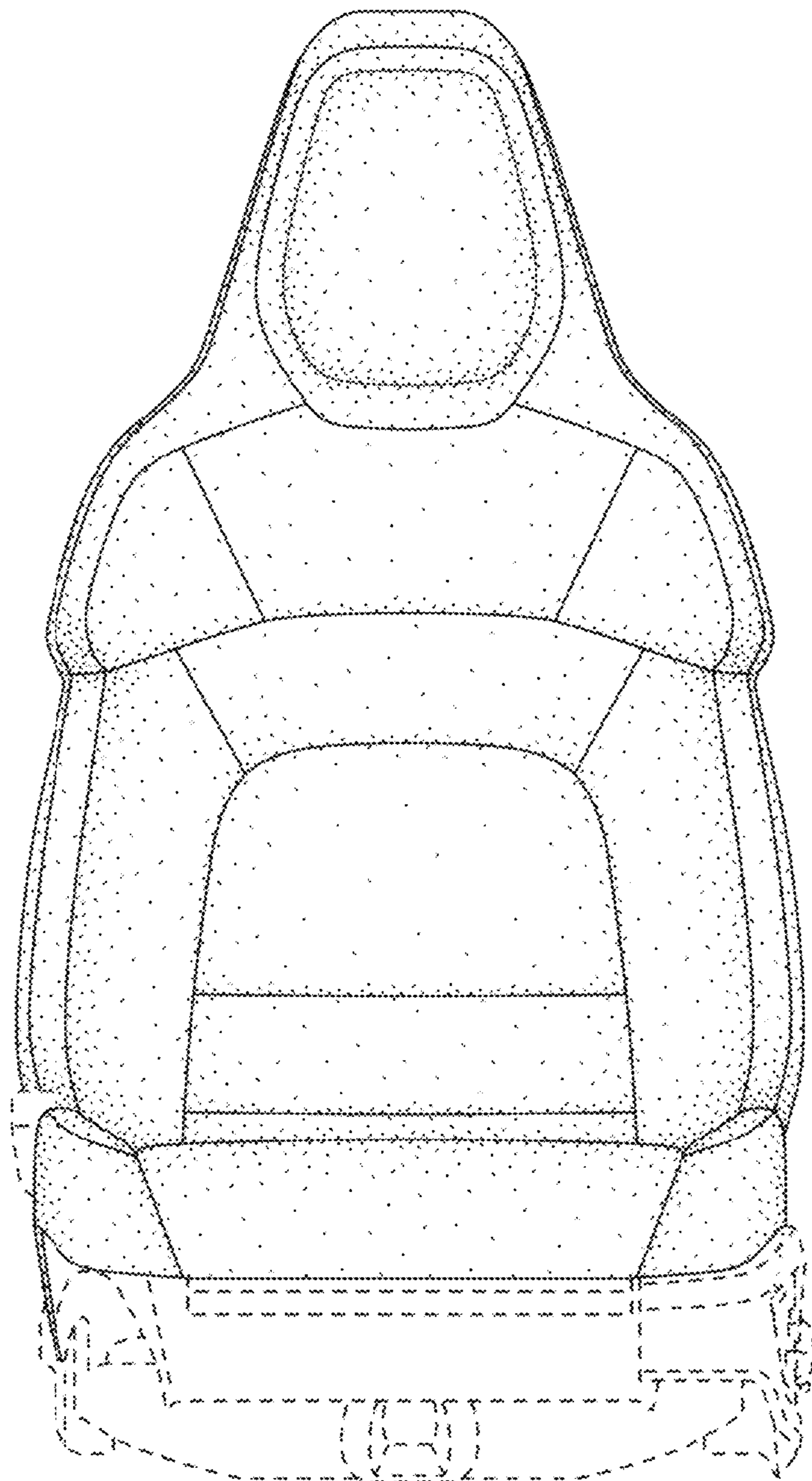


FIG. 2

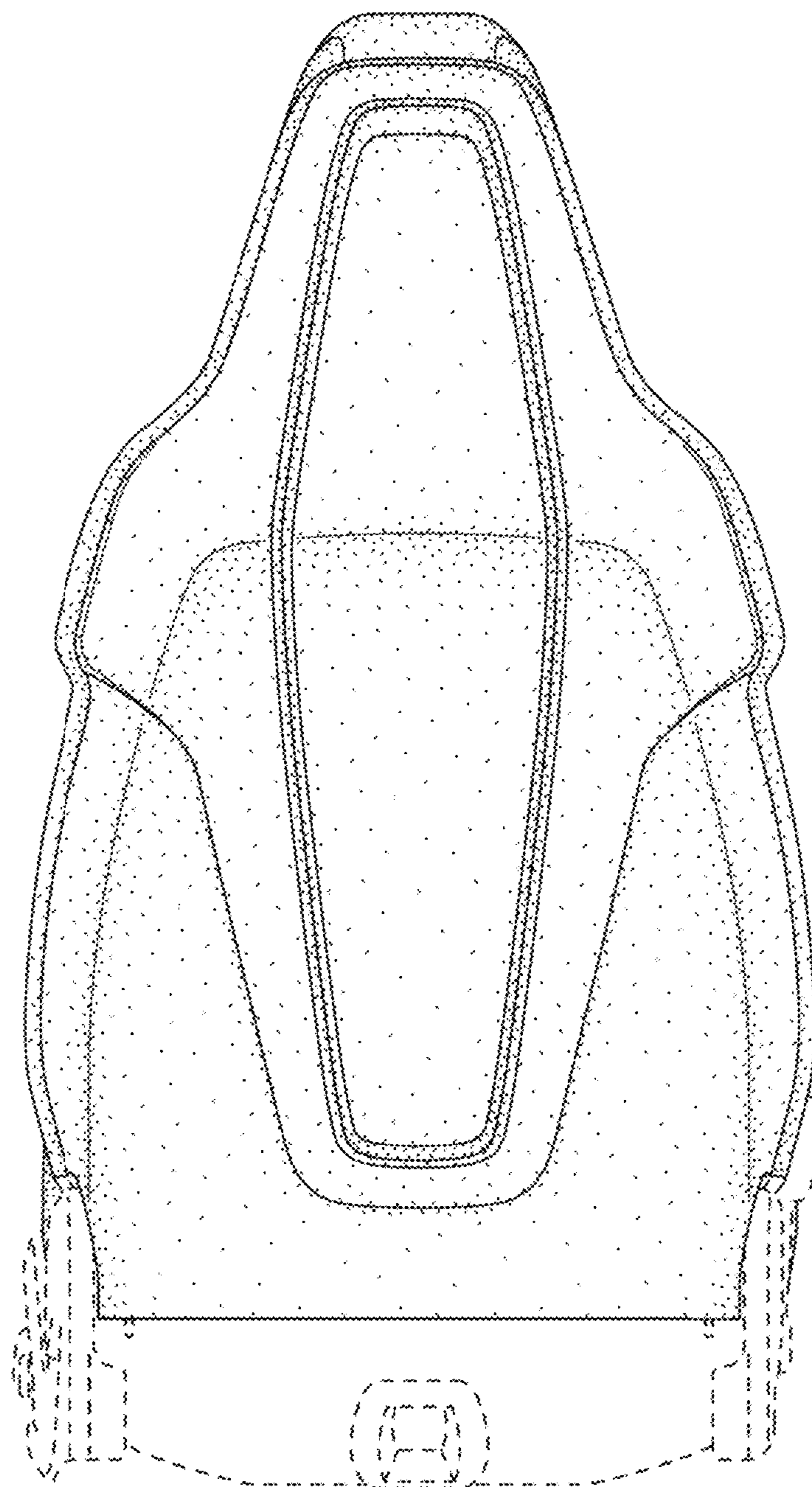


FIG. 3

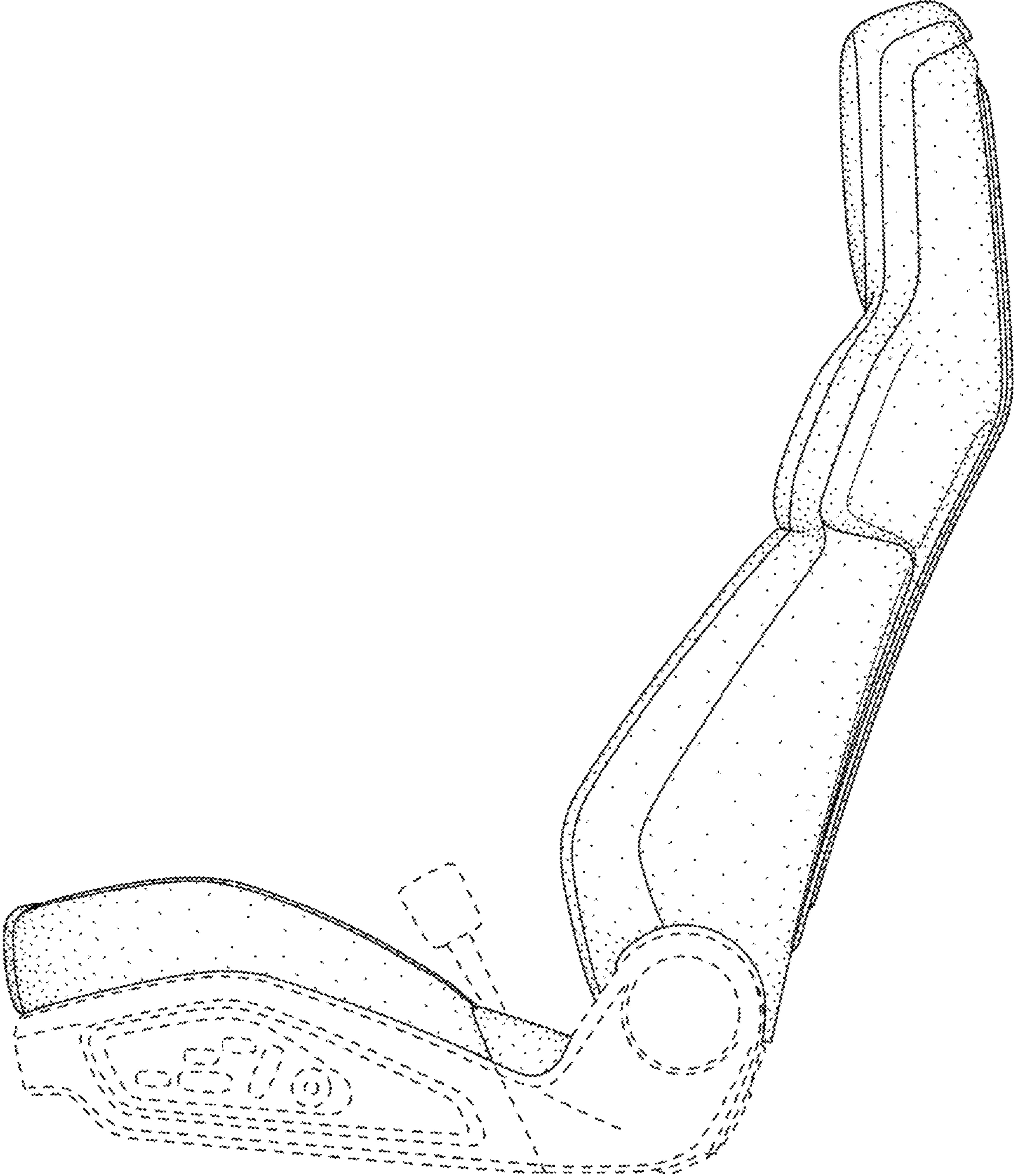


FIG. 4

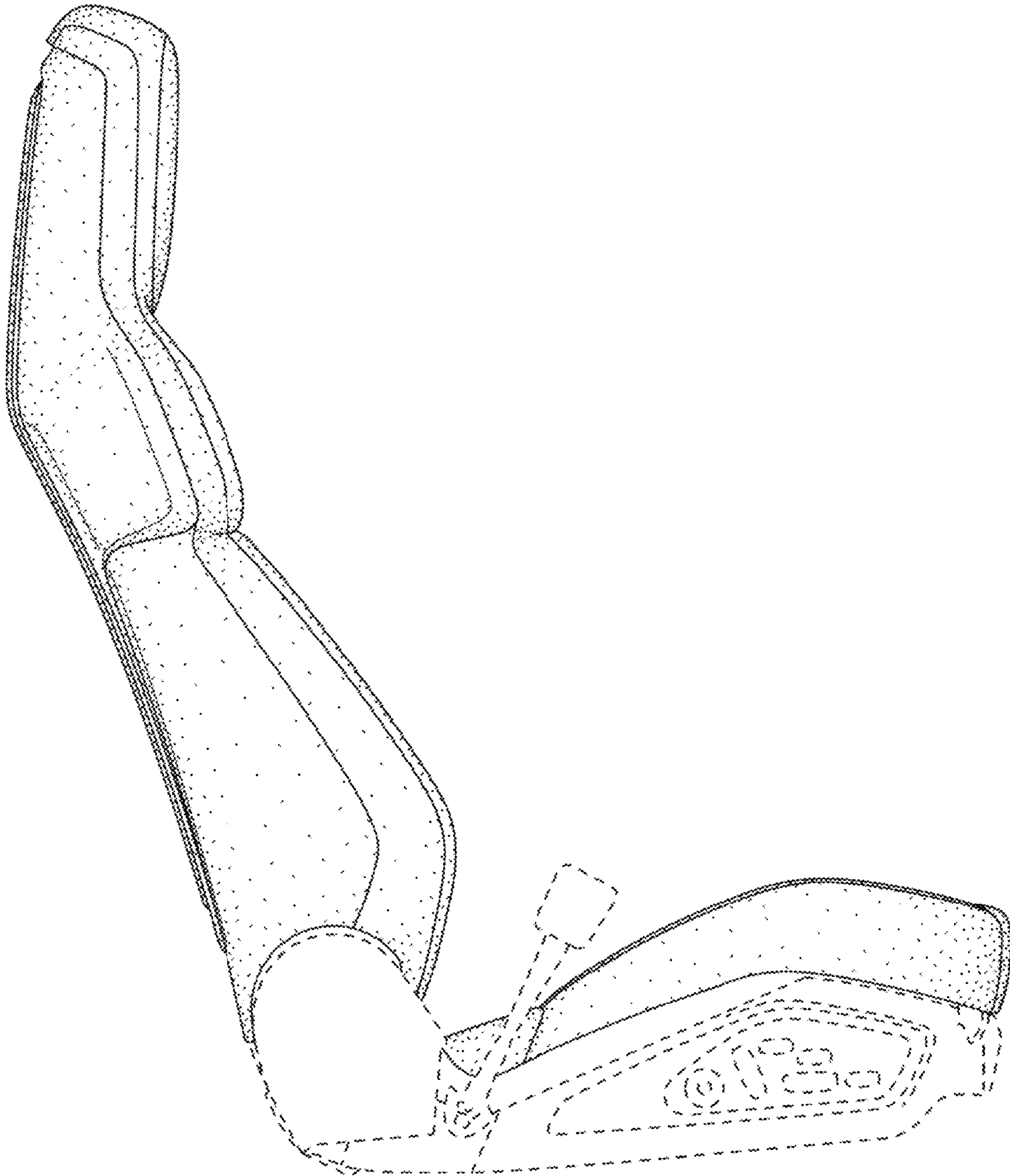


FIG. 5

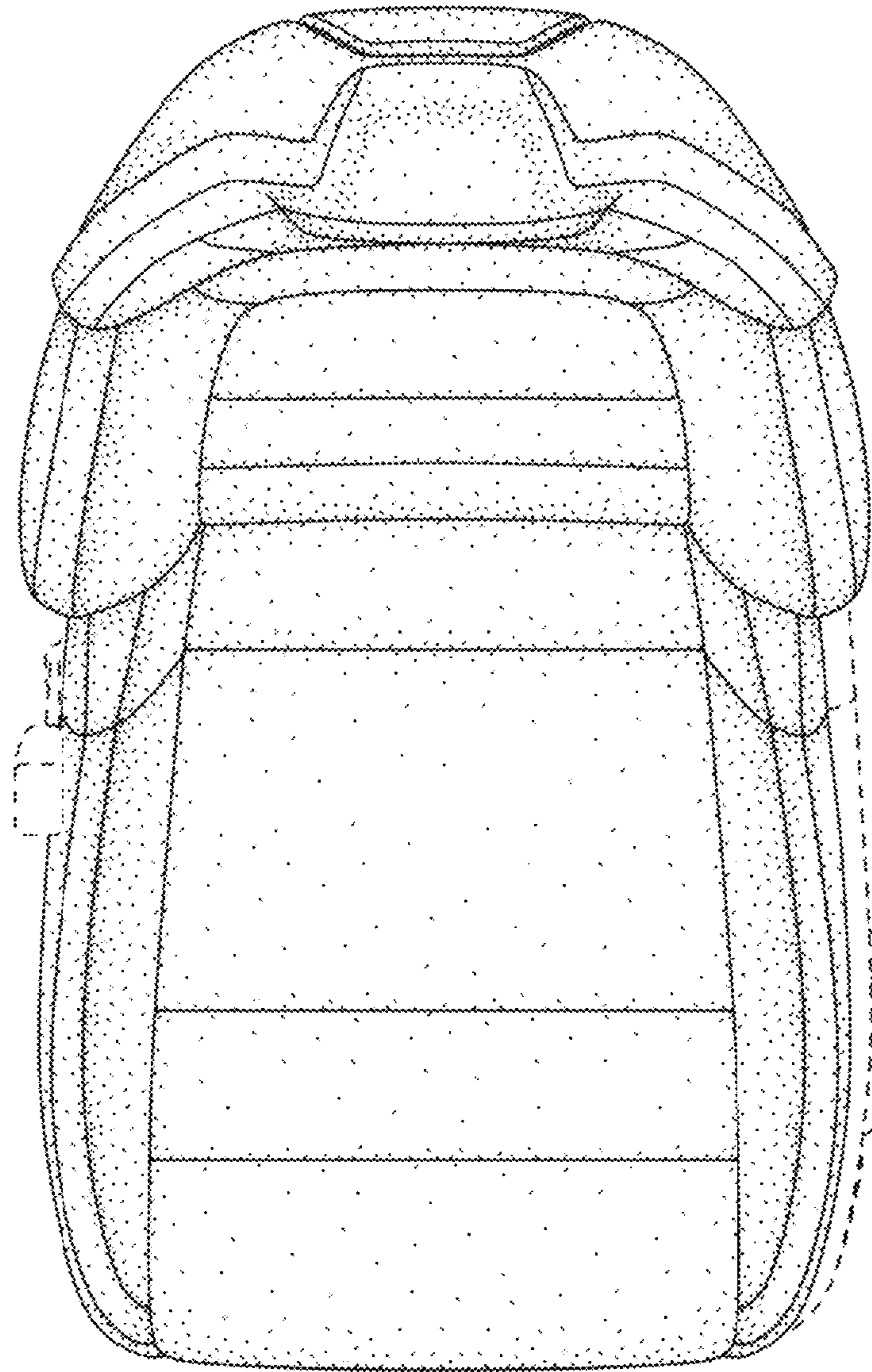


FIG. 6