



US00D868489S

(12) **United States Design Patent** (10) **Patent No.:** **US D868,489 S**
Mandon (45) **Date of Patent:** **** *Dec. 3, 2019**

- (54) **BENCH**
- (71) Applicant: **Apple Inc.**, Cupertino, CA (US)
- (72) Inventor: **Kully Kraig Mandon**, San Francisco, CA (US)
- (73) Assignee: **Apple Inc.**, Cupertino, CA (US)
- (*) Notice: This patent is subject to a terminal disclaimer.
- (**) Term: **15 Years**
- (21) Appl. No.: **29/671,909**
- (22) Filed: **Nov. 30, 2018**

D246,142 S	10/1977	Heumann	
D248,345 S	* 7/1978	Stoddard	D6/353
D330,475 S	10/1992	Bennett	
D386,631 S	* 11/1997	Meier	D6/656.1
D406,964 S	3/1999	Lewis	
D415,360 S	* 10/1999	Lewis	D6/349
D559,015 S	1/2008	Soressi	
D591,071 S	4/2009	Weiss	
D591,090 S	* 4/2009	Judkins	D6/691.8
D596,877 S	* 7/2009	Oshinomi	D6/691.5
D614,889 S	5/2010	Van Duysen	
D642,820 S	8/2011	Andersen	
D652,226 S	* 1/2012	Andersen	D6/373
D706,544 S	6/2014	Morrison	
D792,135 S	7/2017	Wyman	
D810,482 S	2/2018	Modlin	
D817,043 S	5/2018	Baylar	
D821,778 S	* 7/2018	Andersen	D6/381
D823,013 S	7/2018	Burden	
D834,841 S	12/2018	Mandon	
D836,350 S	* 12/2018	Kanthasamy	D6/335

Related U.S. Application Data

- (63) Continuation of application No. 29/628,187, filed on Dec. 1, 2017, now Pat. No. Des. 834,841.
- (51) **LOC (12) Cl.** **06-01**
- (52) **U.S. Cl.**
USPC **D6/349; D6/371; D6/381**
- (58) **Field of Classification Search**
USPC D6/334-338, 340-343, 349-353, 355, D6/364-365, 691-691.9, 692-692.6; D25/65
CPC A47B 7/00-02; A47C 11/00; A47C 13/00; A47C 16/00; A47C 16/02-04; A47C 9/00-105; A47C 17/02; A47C 17/028
See application file for complete search history.

* cited by examiner

Primary Examiner — Vy N Koenig
(74) *Attorney, Agent, or Firm* — Sterne, Kessler, Goldstein & Fox P.L.L.C.

(57) **CLAIM**

The ornamental design for a bench, as shown and described.

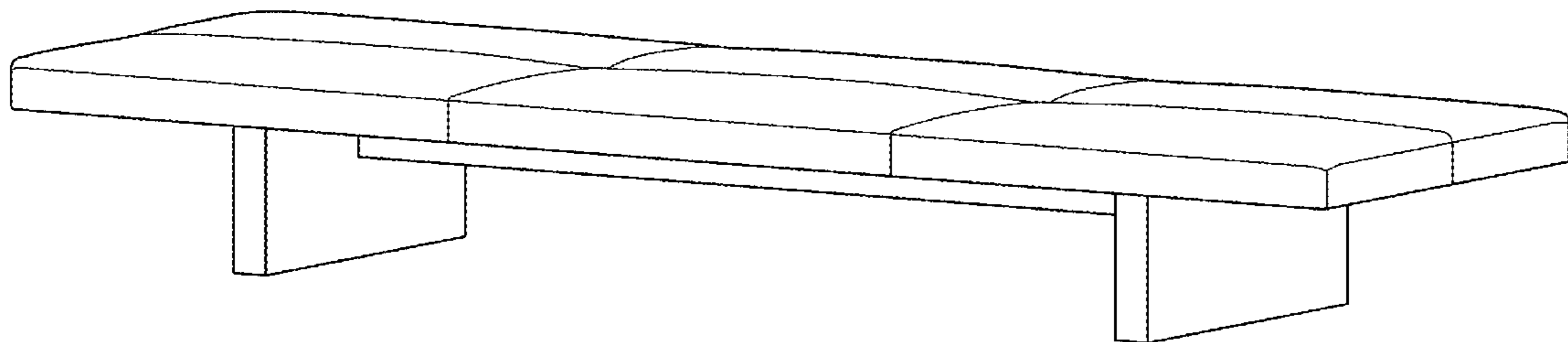
DESCRIPTION

FIG. 1 is a top front perspective view of a bench showing the claimed design;
FIG. 2 is a front view thereof;
FIG. 3 is a rear view thereof;
FIG. 4 is a left side view thereof;
FIG. 5 is a right side view thereof;
FIG. 6 is a top view thereof; and,
FIG. 7 is a bottom view thereof.

(56) **References Cited**
U.S. PATENT DOCUMENTS

- D210,454 S 3/1968 Kagan
- D228,713 S 10/1973 Lindvall

1 Claim, 3 Drawing Sheets



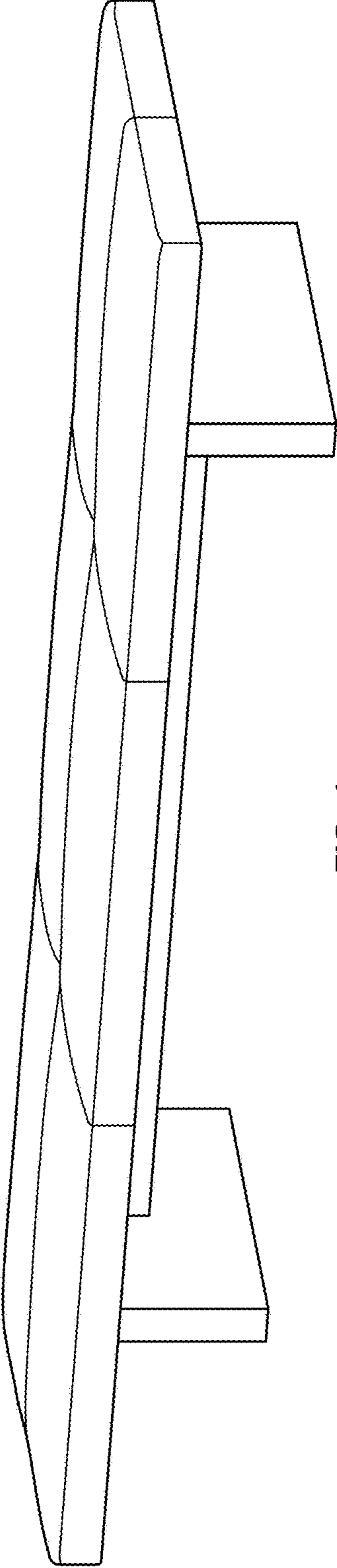


FIG. 1




FIG. 2




FIG. 3

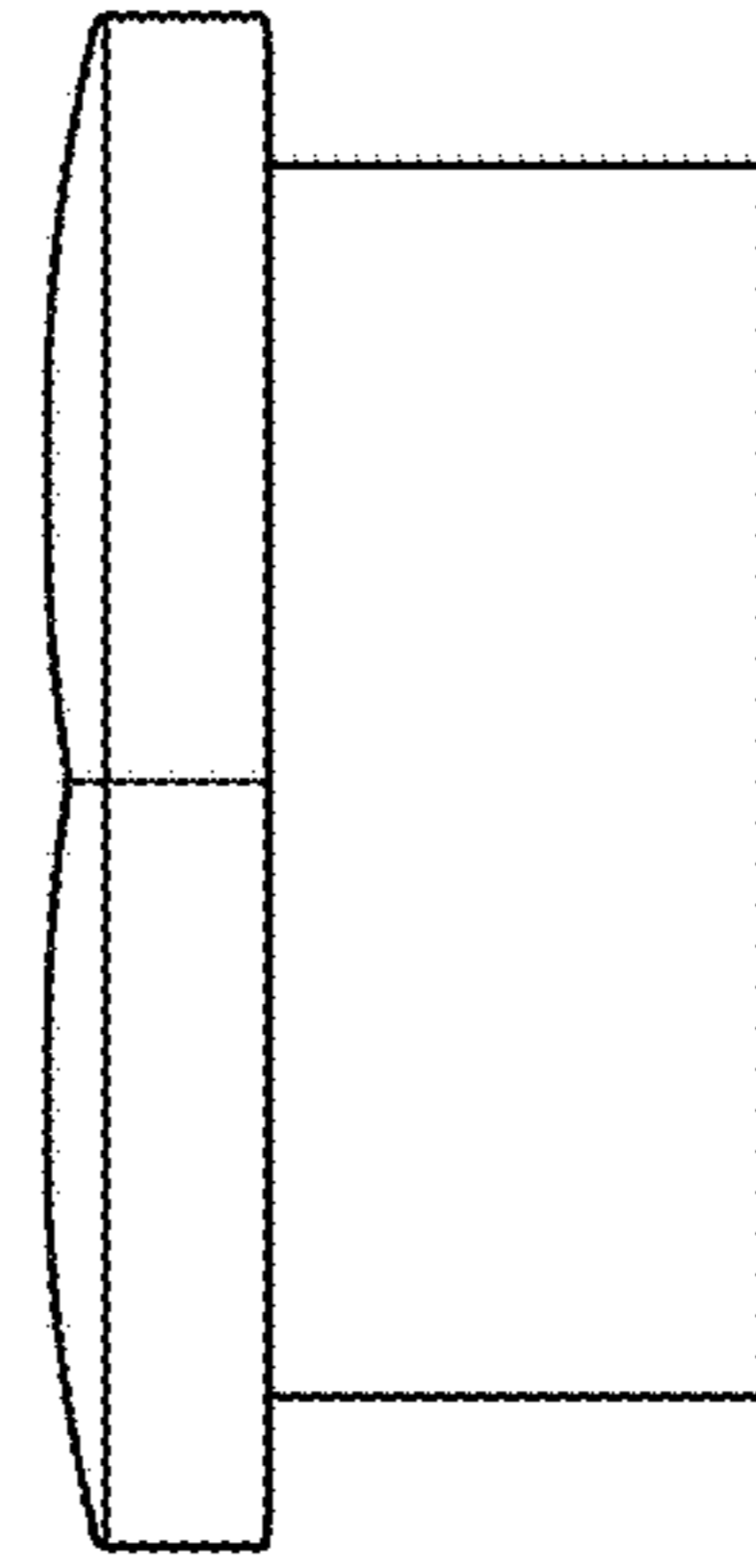


FIG. 4

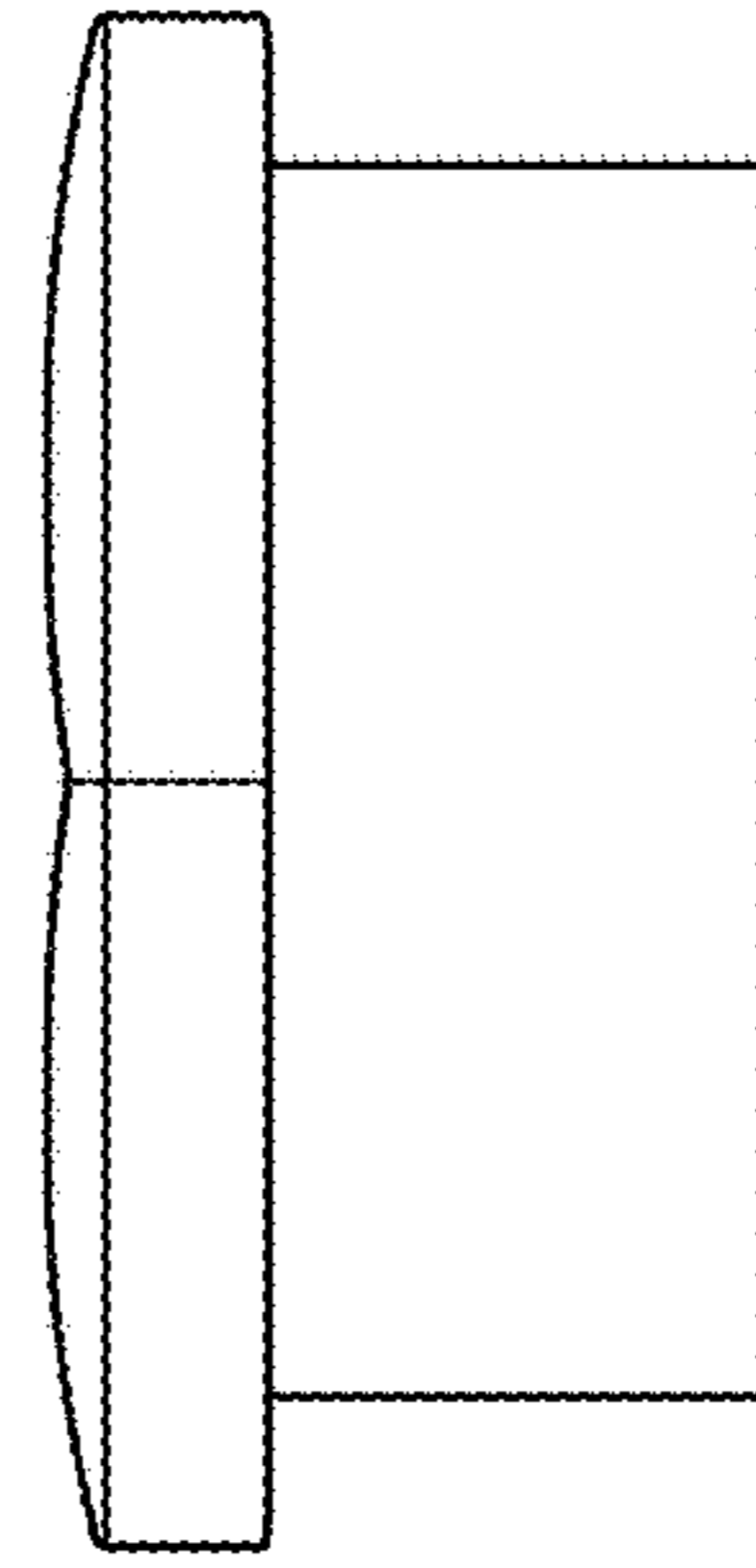


FIG. 5

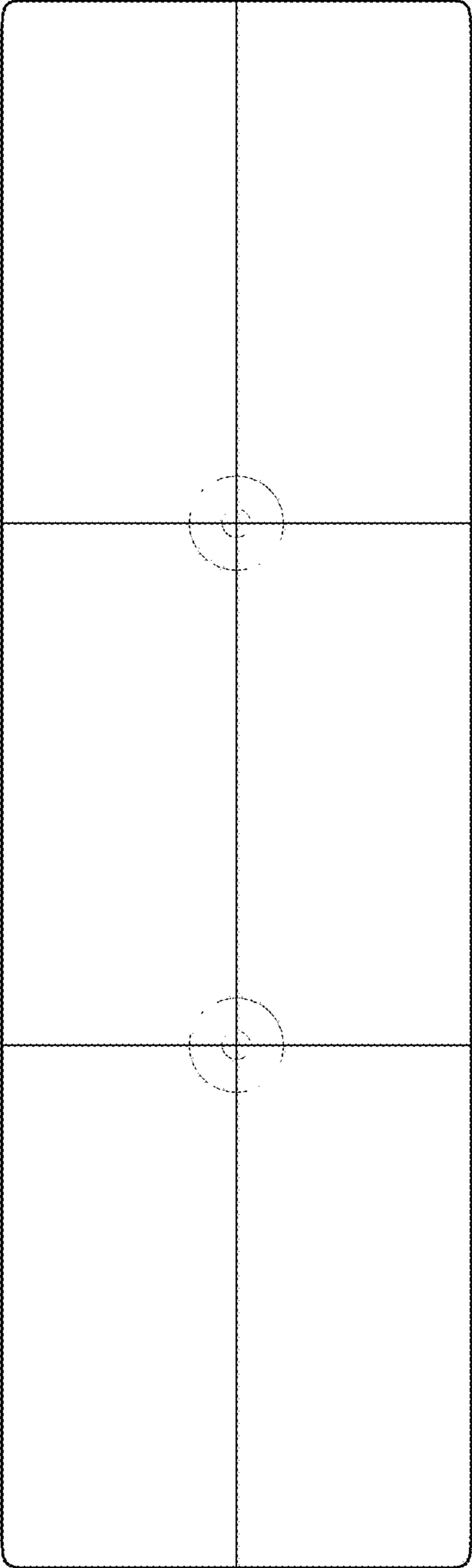


FIG. 6

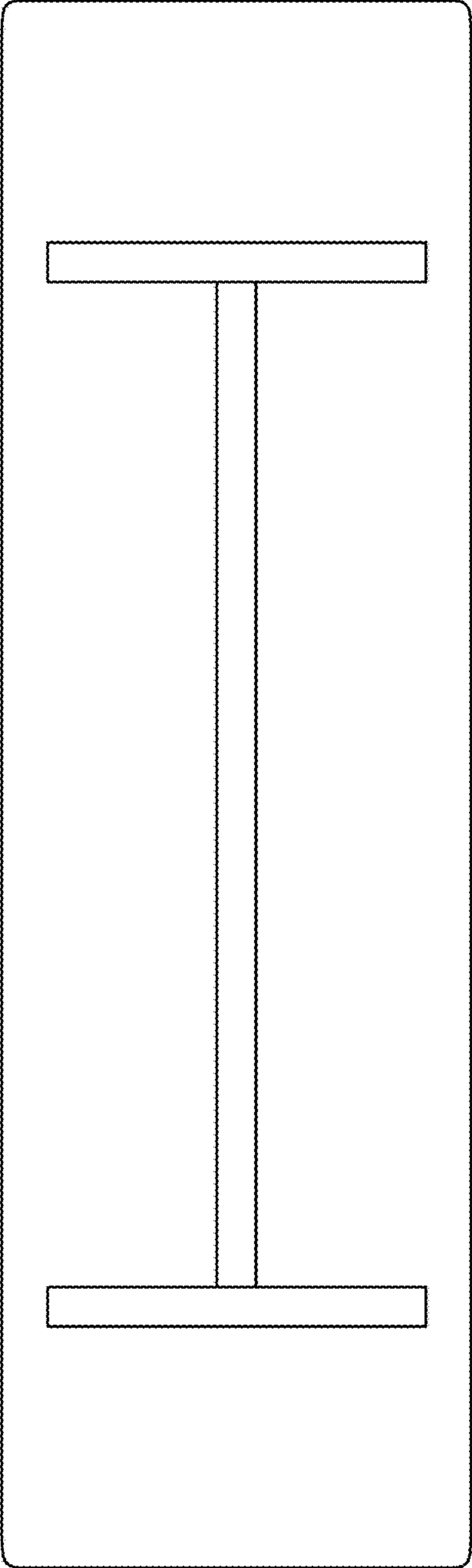


FIG. 7