

US00D868466S

(12) **United States Design Patent** (10) **Patent No.:** **US D868,466 S**
Steele (45) **Date of Patent:** **** *Dec. 3, 2019**

(54) **CYLINDRICAL STORAGE CONTAINER**
(71) Applicant: **Valerie Steele**, New York, NY (US)
(72) Inventor: **Valerie Steele**, New York, NY (US)
(*) Notice: This patent is subject to a terminal disclaimer.

D551,002 S * 9/2007 Snell D6/525
D558,451 S * 1/2008 Roesler D3/282
D560,312 S * 1/2008 Washington D28/73
D601,836 S * 10/2009 Carr D6/525
D621,603 S * 8/2010 Traylor D3/203.2
D728,860 S * 5/2015 Blanch D28/82
D780,600 S * 3/2017 Stuart D3/302
D808,958 S * 1/2018 Ha D14/341

(**) Term: **15 Years**
(21) Appl. No.: **29/591,359**
(22) Filed: **Jan. 19, 2017**
(51) **LOC (12) Cl.** **03-01**
(52) **U.S. Cl.**
USPC **D3/295**; D3/901; D28/77
(58) **Field of Classification Search**
USPC D3/203.2, 203.3, 203.6, 205, 273, 279,
D3/276, 284, 294, 302, 901, 903, 905;
D6/525; D28/82, 73
CPC A45D 33/00; A45D 40/00; A45D 33/26;
A45D 40/24; A45D 2033/001; A45D
33/003; A45D 33/16; A45D 33/20
See application file for complete search history.

OTHER PUBLICATIONS

Twinspiration blog, "DIY Makeup Brush Holder", Posted Jul. 20, 2016. (<http://twinspiration.co/diy-makeup-brush-holder/>).
The Beauty of Life Blog, "Holiday Gifts: Sephora Croc Pop Up Brushes", Posted Dec. 4, 2007. (<http://www.thebeautyoflifefblog.com/2007/12/holiday-gifts-sephora-croc-pop-up.html>).

* cited by examiner

Primary Examiner — Jennifer Rivard
Assistant Examiner — April Rivas

(57) **CLAIM**

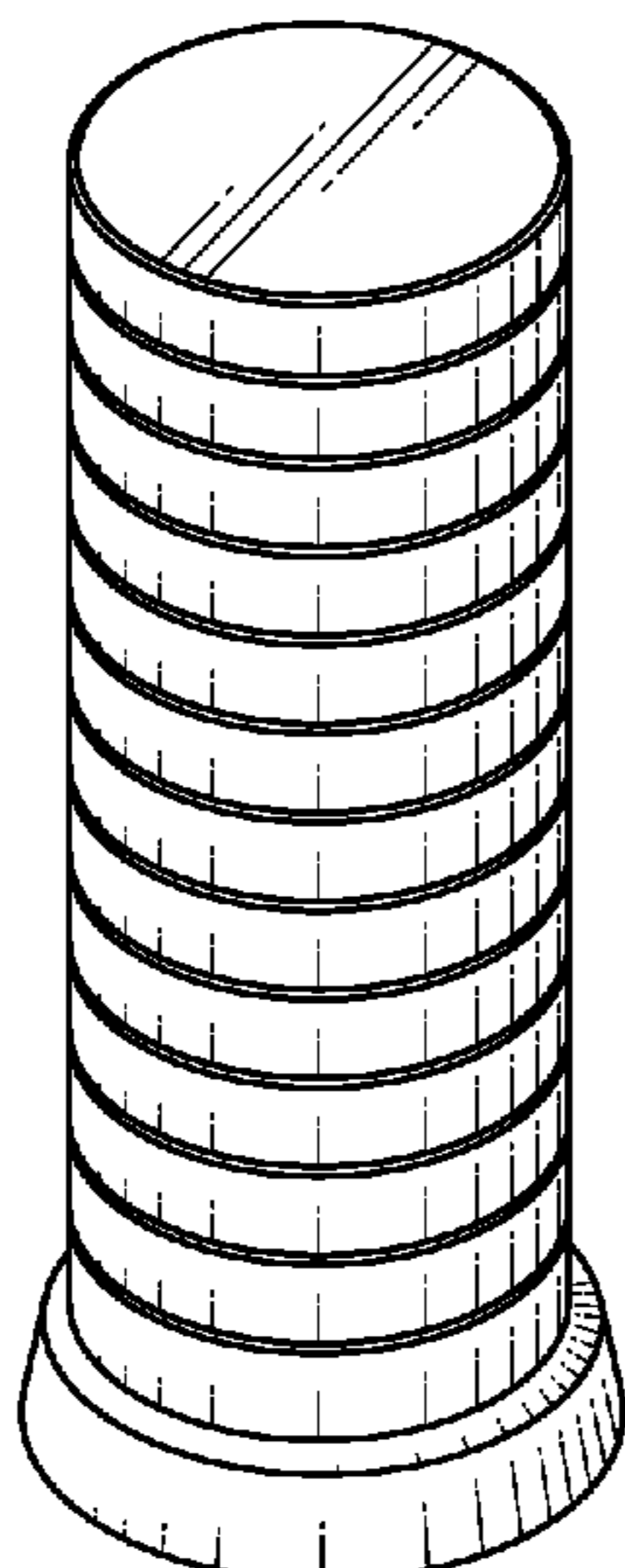
The ornamental design for a cylindrical storage container, as shown and described.

DESCRIPTION

FIG. 1 is a front view of a cylindrical storage container in a closed position;
FIG. 2 is a front view thereof, wherein the cylindrical storage container is in an open position;
FIG. 3 is a front perspective view thereof, wherein the cylindrical storage container is in a closed position;
FIG. 4 is a front perspective view thereof, wherein the cylindrical storage container is in an open position;
FIG. 5 is a top view thereof, wherein the cylindrical storage container is in a closed position; and,
FIG. 6 is a bottom view thereof, wherein the cylindrical storage container is in a closed position.
The broken lines illustrate portions of the cylindrical storage container and form no part of the claimed design.

(56) **References Cited**
U.S. PATENT DOCUMENTS
D139,383 S * 11/1944 Lampl D24/224
D194,466 S * 1/1963 Johnson D11/131
D225,513 S * 12/1972 Waag D3/201
4,134,525 A * 1/1979 Respoli A45C 13/02
206/1.7
D280,739 S * 9/1985 Wang D19/77
4,807,773 A * 2/1989 Tsai A45D 33/24
132/296
4,815,483 A * 3/1989 DuGrenier A45D 33/00
132/295
D418,947 S * 1/2000 Greiner D19/77
6,041,935 A * 3/2000 Yang A45C 11/00
206/509
D443,137 S * 6/2001 Lai D28/83
D474,021 S * 5/2003 Lenaerts D3/273

1 Claim, 3 Drawing Sheets






FIG. 1

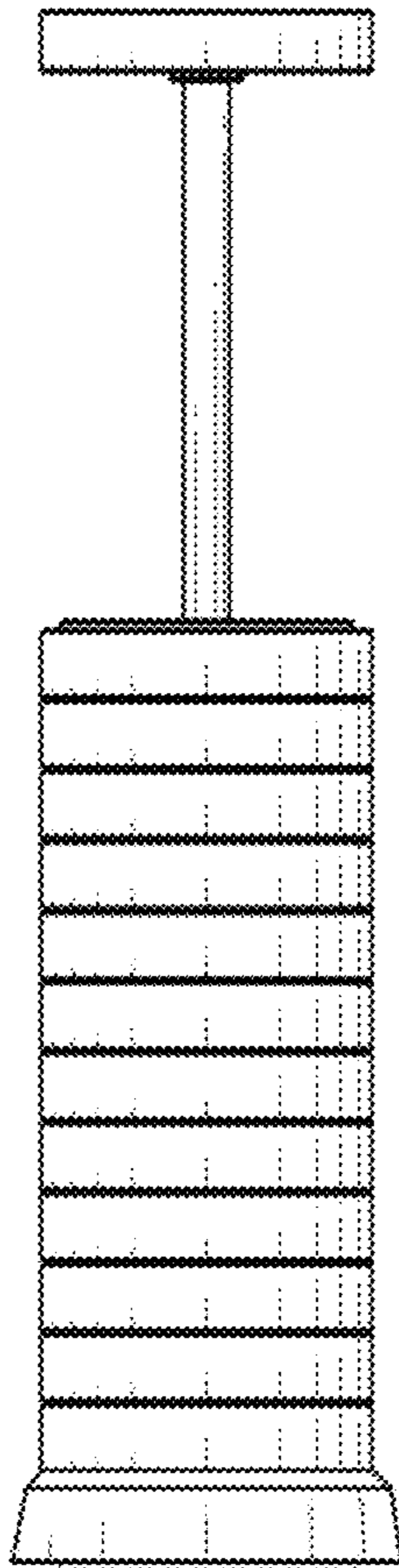


FIG. 2

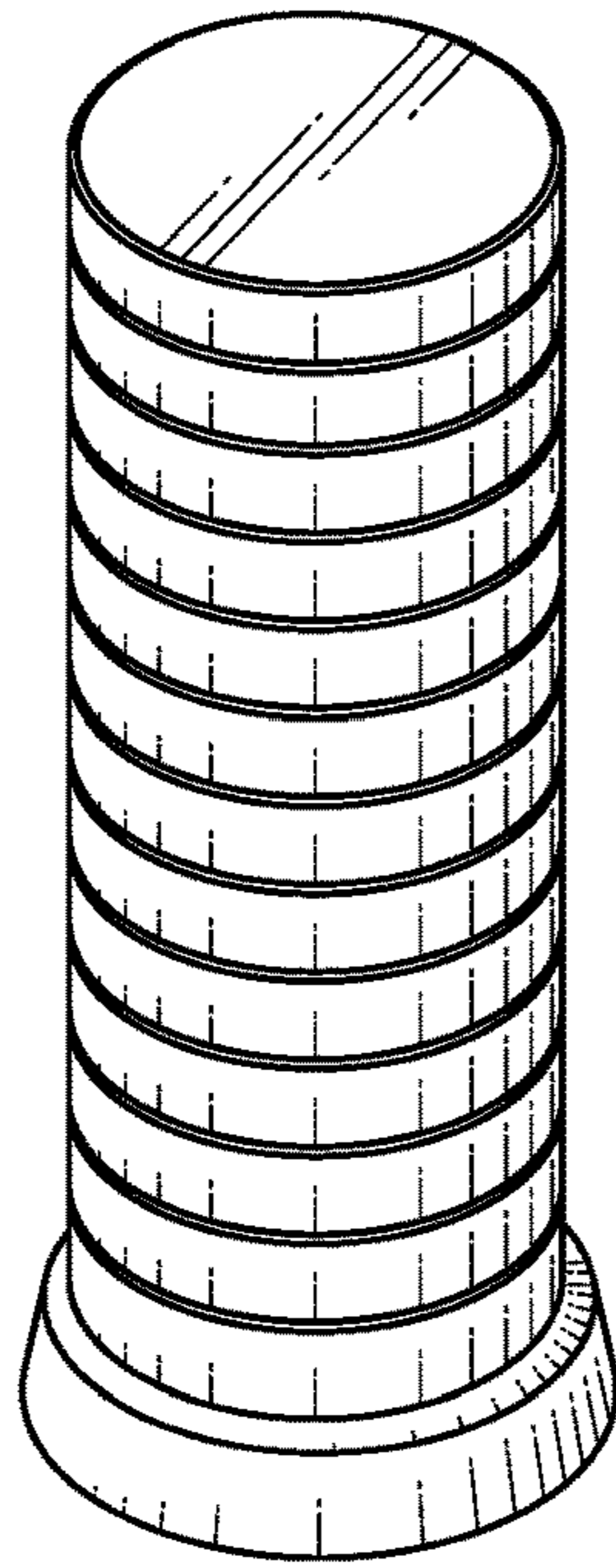


FIG. 3

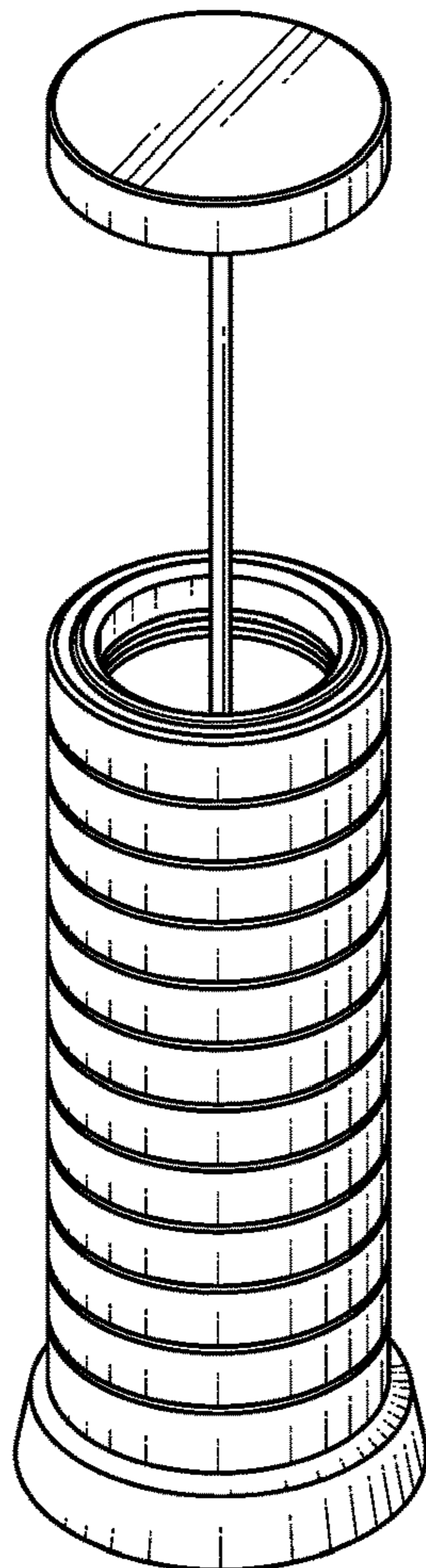


FIG. 4

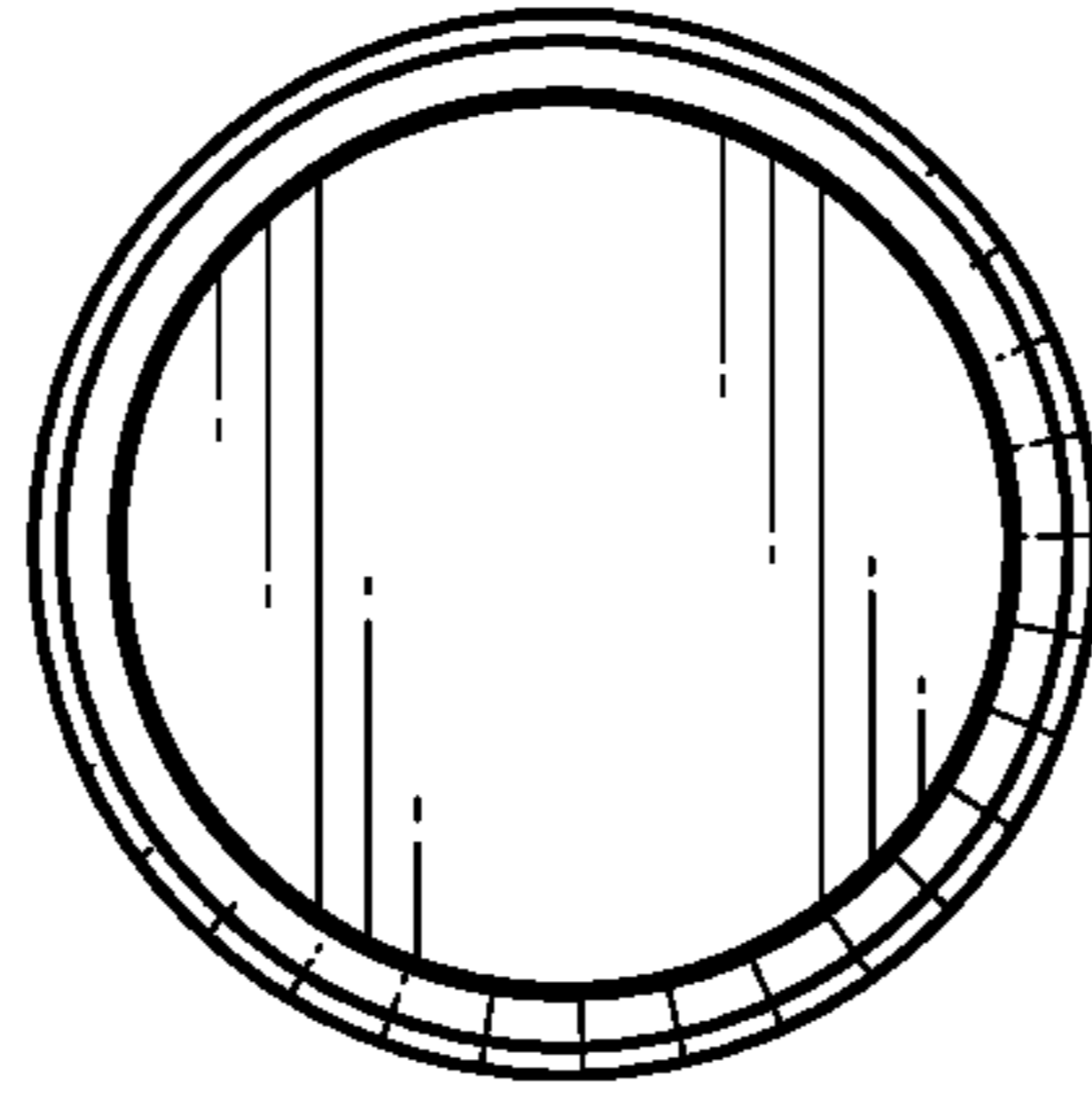


FIG. 5

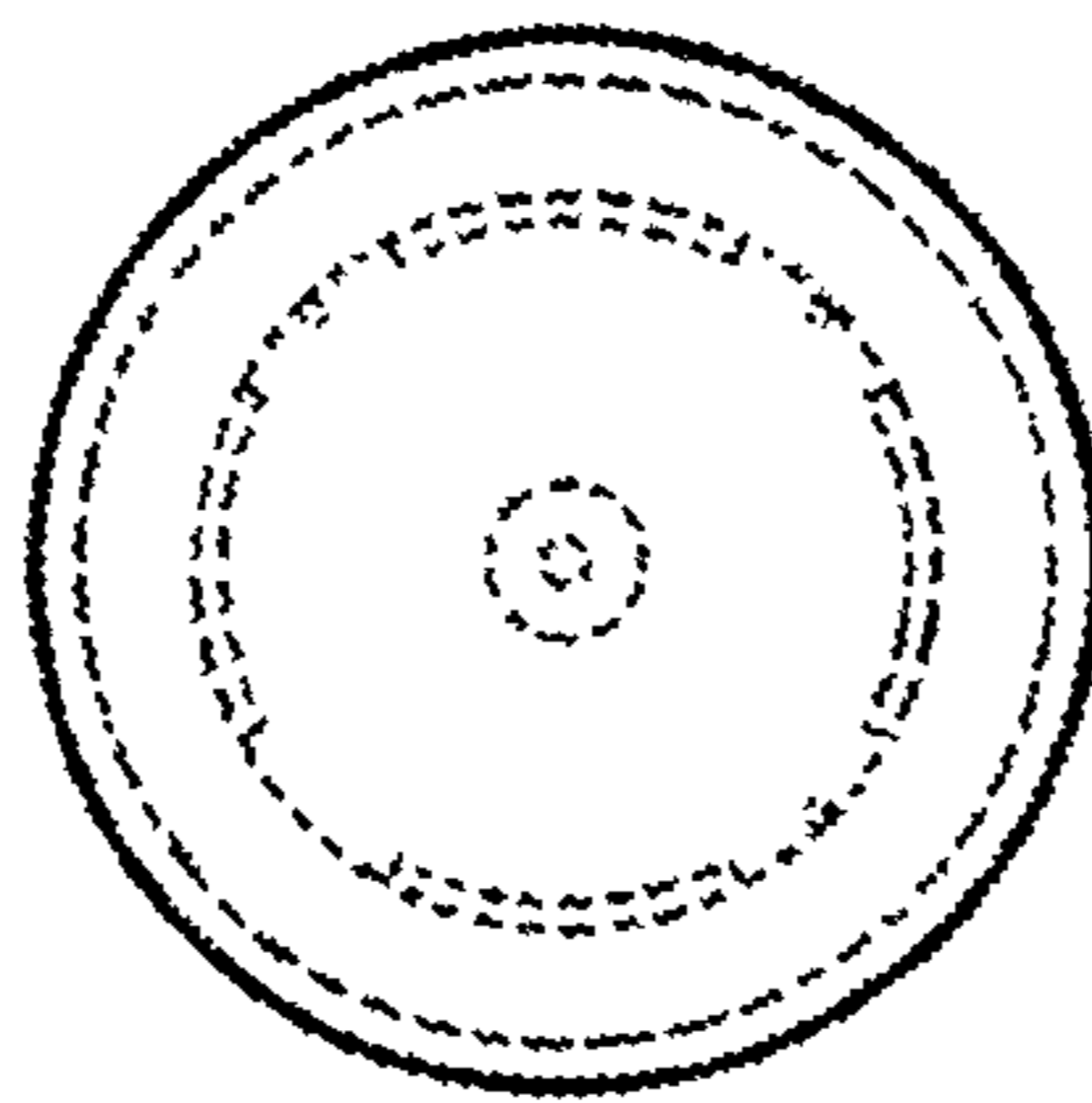


FIG. 6