



US00D868460S

(12) **United States Design Patent** (10) **Patent No.:** **US D868,460 S**  
**Diamantidis** (45) **Date of Patent:** **\*\* Dec. 3, 2019**

(54) **HANDBAG**

(71) Applicant: **Annie Diamantidis**, Chicago, IL (US)

(72) Inventor: **Annie Diamantidis**, Chicago, IL (US)

(\*\*) Term: **15 Years**

(21) Appl. No.: **29/620,849**

(22) Filed: **Jul. 20, 2017**

(51) **LOC (12) Cl.** ..... **03-01**

(52) **U.S. Cl.**  
USPC ..... **D3/243**

(58) **Field of Classification Search**  
USPC ..... D3/232-233, 240-43, 245-246  
CPC ..... A45C 1/024; A45C 3/06  
See application file for complete search history.

(56) **References Cited**

**U.S. PATENT DOCUMENTS**

D121,798 S *	8/1940	Skib .....	D3/240
D147,548 S *	9/1947	Graham .....	D3/240
D520,742 S *	5/2006	Wong .....	D3/234
D540,033 S *	4/2007	Taniguchi .....	D3/238
D634,543 S *	3/2011	Scicluna .....	D3/318

D675,820 S *	2/2013	Campanella .....	D3/234
D677,057 S *	3/2013	Sheikh .....	D3/318
D752,346 S *	3/2016	Wax .....	D3/318
D799,832 S *	10/2017	Tong .....	D3/318

\* cited by examiner

*Primary Examiner* — Holly H Baynham

(57) **CLAIM**

The ornamental design for a handbag, as shown and described.

**DESCRIPTION**

FIG. 1 is a Front view of a handbag showing my new design;  
 FIG. 2 is a Back view thereof;  
 FIG. 3 is a Top view thereof;  
 FIG. 4 is a Bottom view thereof;  
 FIG. 5 is a Right Top Side view thereof;  
 FIG. 6 is a Left Top Side view thereof;  
 FIG. 7 is a Bottom Left Side view thereof;  
 FIG. 8 is a Bottom Right Side view thereof;  
 FIG. 9 is a Front With Flap Open view thereof;  
 FIG. 10 is a Back with Flap Open view thereof; and,  
 FIG. 11 is a Front from Right Angle view thereof.

**1 Claim, 6 Drawing Sheets**





Fig. 1




Fig. 2



Fig. 3




Fig. 4




Fig. 5




Fig. 6




Fig. 7




Fig. 8




Fig. 9




Fig. 10




Fig. 11