



US00D868444S

(12) **United States Design Patent**
Tomczak

(10) **Patent No.:** **US D868,444 S**

(45) **Date of Patent:** **** Dec. 3, 2019**

(54) **SHOE**

(71) Applicant: **adidas AG**, Herzogenaurach (DE)

(72) Inventor: **Klaus Peter Tomczak**, Erlangen (DE)

(73) Assignee: **adidas AG**, Herzogenaurach (DE)

(**) Term: **15 Years**

(21) Appl. No.: **29/638,042**

(22) Filed: **Feb. 23, 2018**

(30) **Foreign Application Priority Data**

Aug. 28, 2017 (EM) 004168847-0001
Aug. 28, 2017 (EM) 004168847-0002
Aug. 28, 2017 (EM) 004168847-0003
Aug. 28, 2017 (EM) 004168847-0004
Aug. 28, 2017 (EM) 004168847-0005

(51) **LOC (12) Cl.** **02-99**

(52) **U.S. Cl.**
USPC **D2/972**

(58) **Field of Classification Search**
USPC D2/896, 902, 906-908, 946, 969,
D2/972-974; D5/47, 49, 50, 53, 54, 56,
D5/60
CPC ... A43B 13/181; A43B 13/141; A43B 13/186;
A43B 13/188; A43B 23/00; A43B 23/02;
A43B 5/00; A43B 23/26; A43B 1/04;
A43B 11/14; A43B 7/00; A43B 3/12;
A43C 3/00; A43C 5/00; A43C 7/00;
A43C 11/004

See application file for complete search history.

(56) **References Cited**

U.S. PATENT DOCUMENTS

D583,141 S * 12/2008 Mermet D2/972
D583,547 S * 12/2008 Mermet D2/972

D586,999 S * 2/2009 Avar D2/972
D587,000 S * 2/2009 Avar D2/972
D587,892 S * 3/2009 Fullum D2/972
D595,045 S * 6/2009 Dolan D2/972
D595,046 S * 6/2009 Chang D2/972
D595,498 S * 7/2009 Dolan D2/972
D595,499 S * 7/2009 Dekovic D2/972
D595,500 S * 7/2009 Mermet D2/972
D624,745 S * 10/2010 Henderson D2/972
D643,204 S * 8/2011 Roulo D2/972
D643,206 S * 8/2011 Chang D2/972
D653,442 S * 2/2012 Hui D2/972
D683,126 S * 5/2013 Parrett D2/972
D683,127 S * 5/2013 Parrett D2/972
D683,130 S * 5/2013 Rushbrook D2/972
D687,220 S * 8/2013 Aveni D2/972
D694,514 S * 12/2013 Pizzuti D2/973
D771,927 S * 11/2016 Rasmussen D2/972

* cited by examiner

Primary Examiner — Dominic V Simone
(74) *Attorney, Agent, or Firm* — Sterne, Kessler,
Goldstein & Fox P.L.L.C.

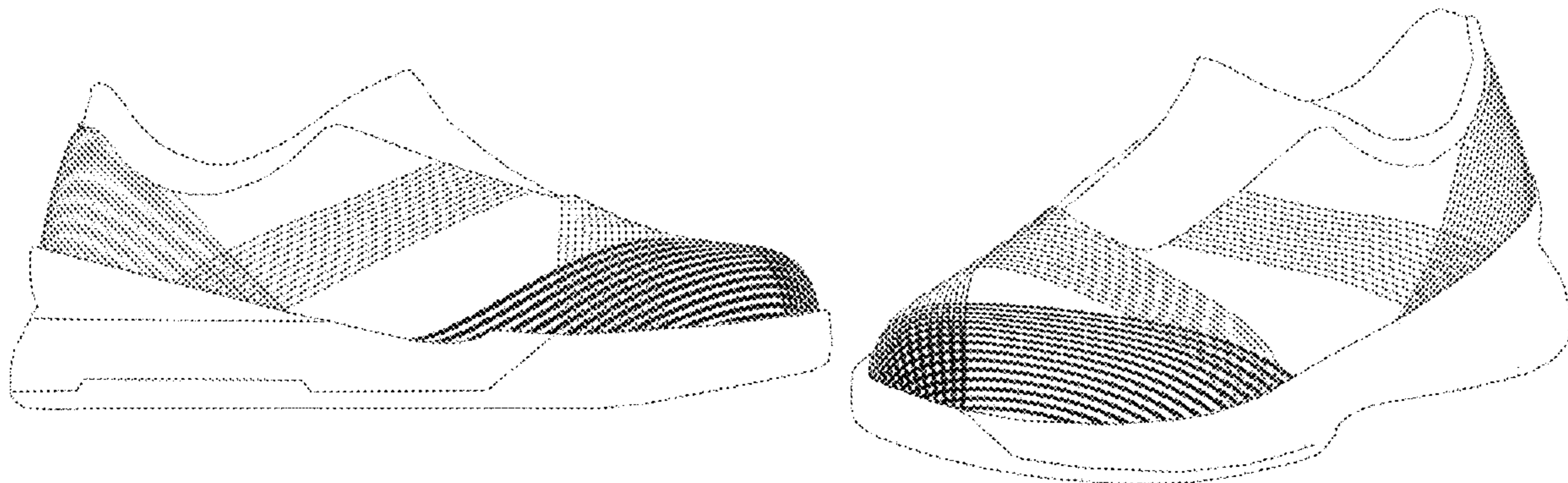
(57) **CLAIM**

The ornamental design for a shoe, as shown and described.

DESCRIPTION

FIG. 1 is a right side view of a shoe showing the claimed design;
FIG. 2 is a left side view thereof;
FIG. 3 is an enlarged front view thereof;
FIG. 4 is an enlarged rear view thereof;
FIG. 5 is a top view thereof; and,
FIG. 6 is a top front perspective view thereof.
The broken lines in the figures show portions of the shoe that form no part of the claimed design.

1 Claim, 6 Drawing Sheets



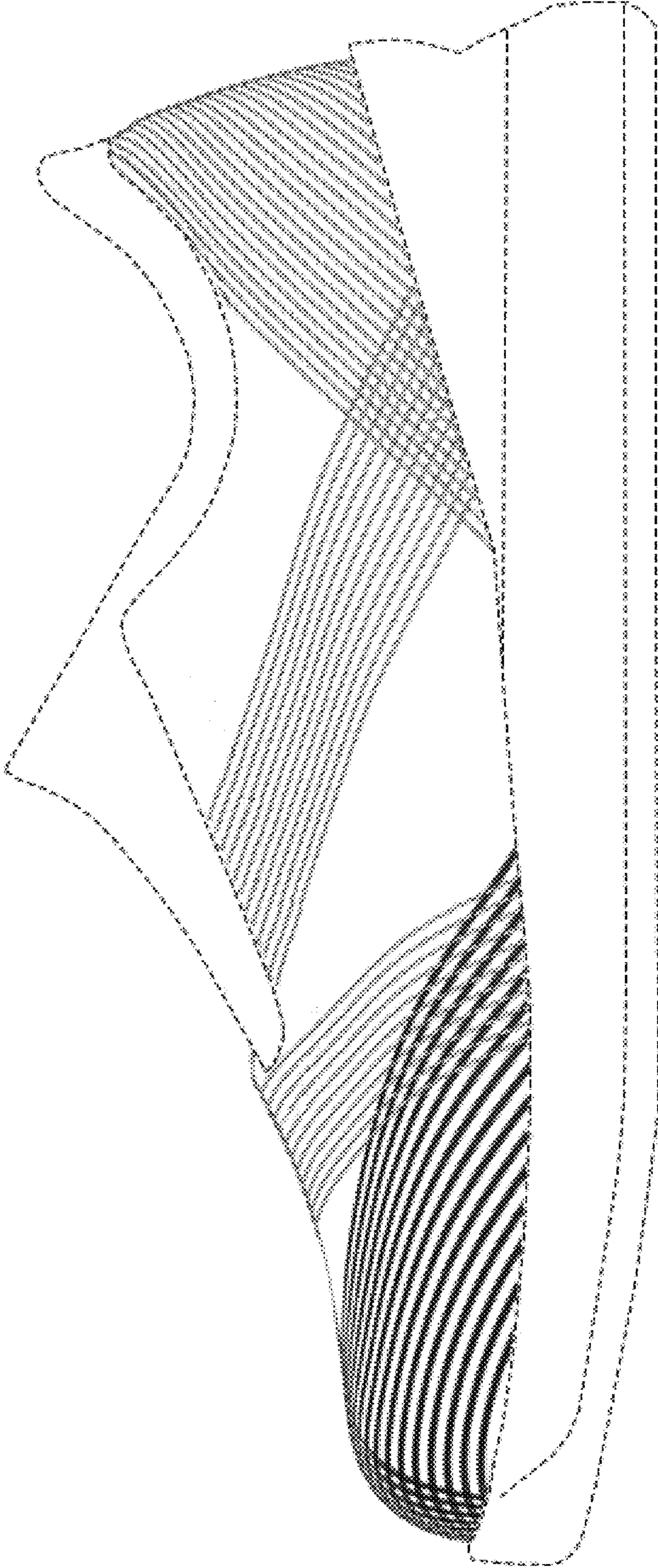


FIG. 1

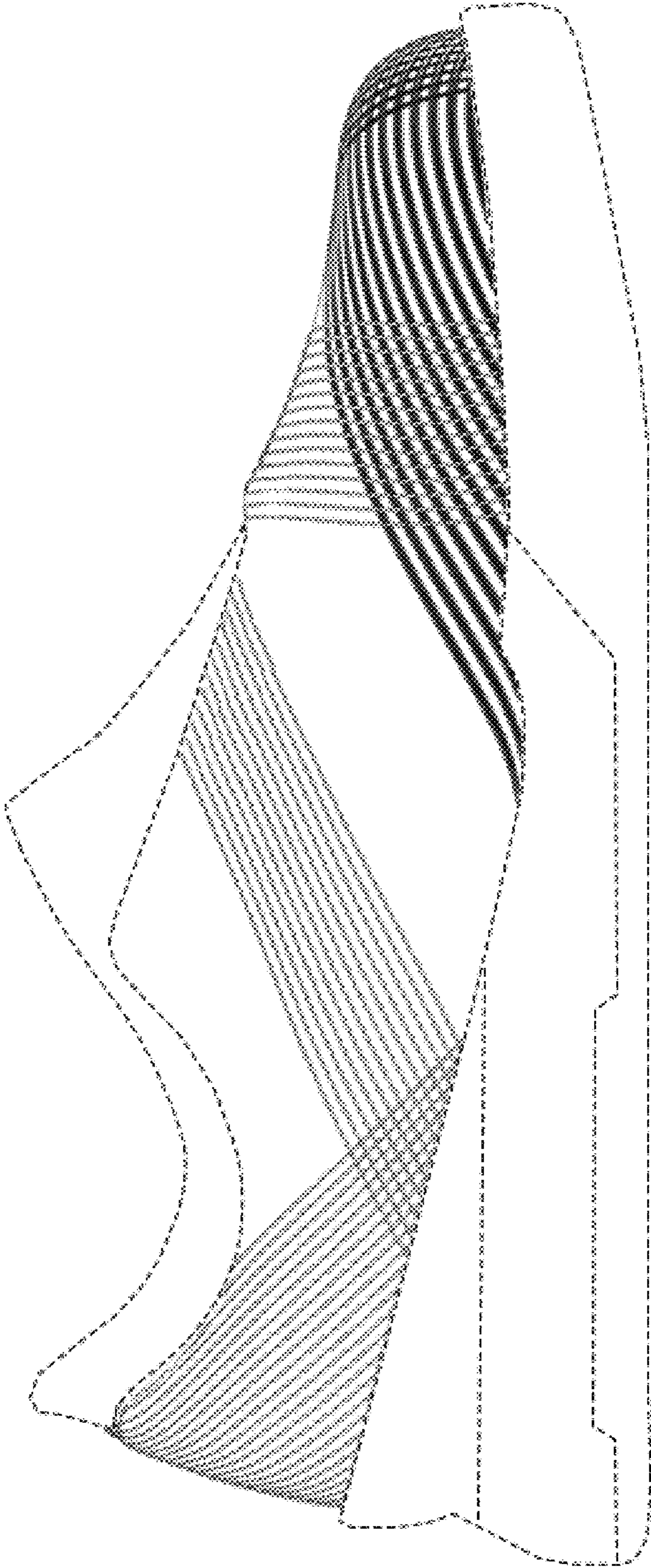


FIG. 2

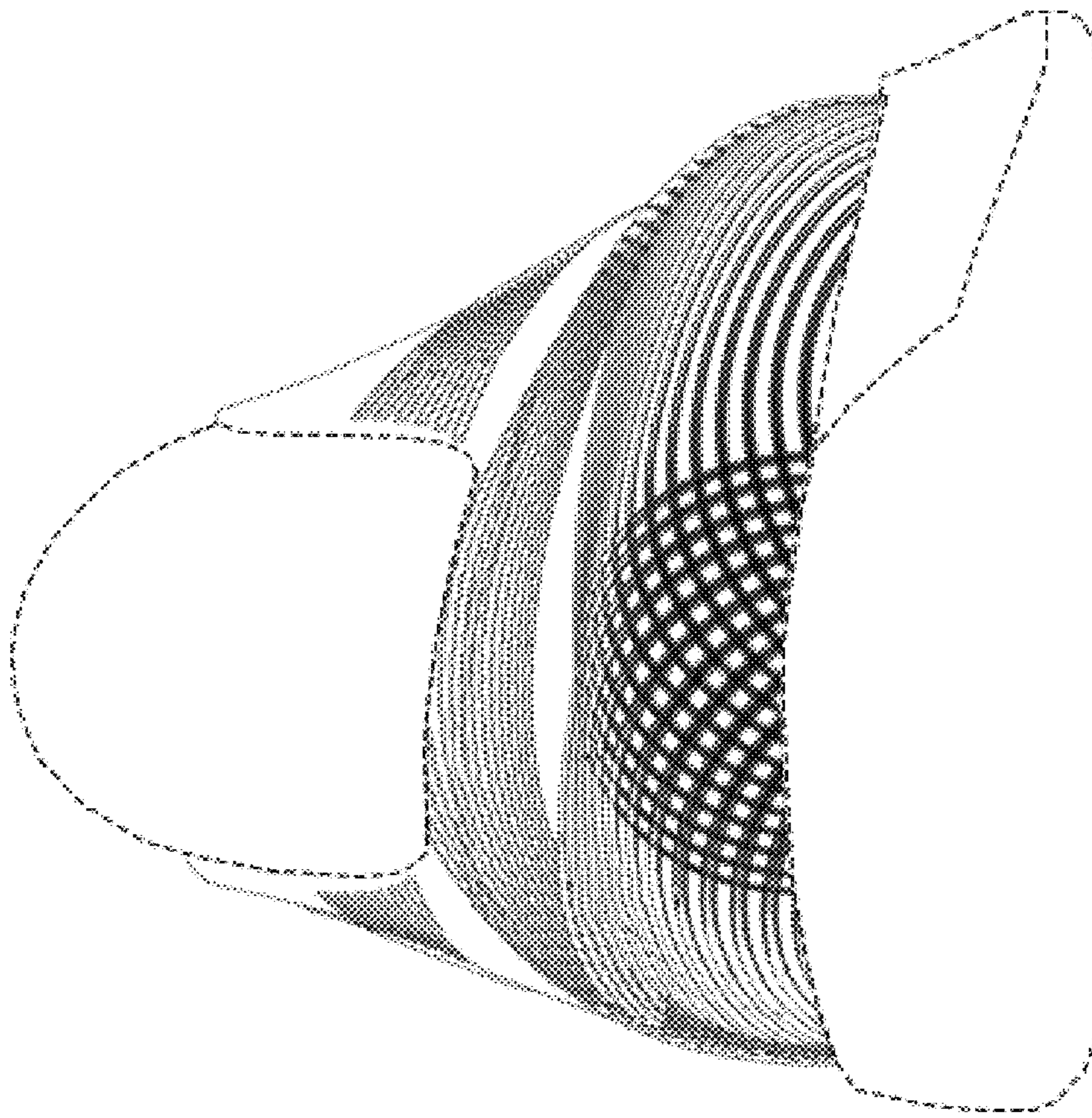


FIG. 3

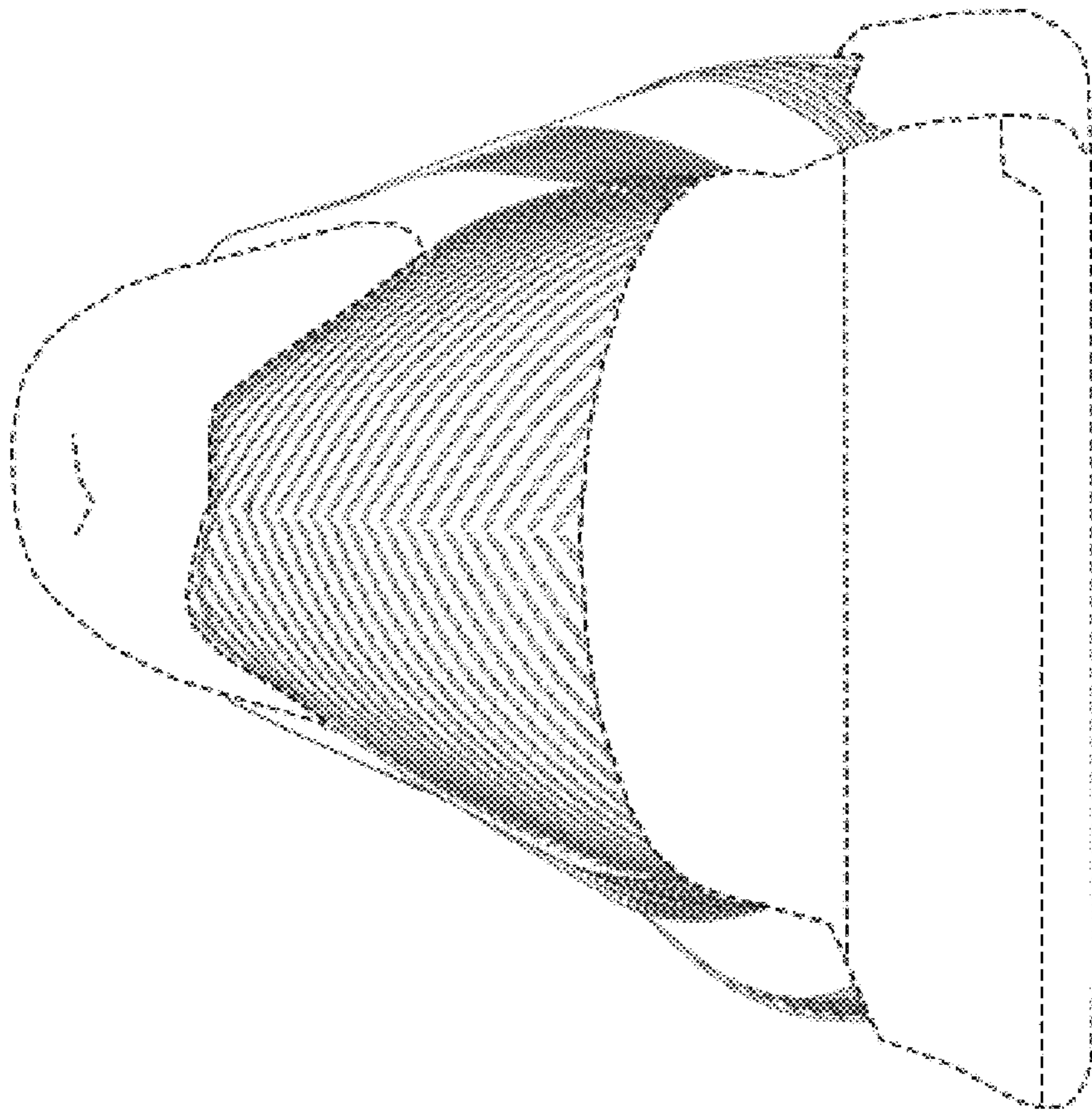


FIG. 4

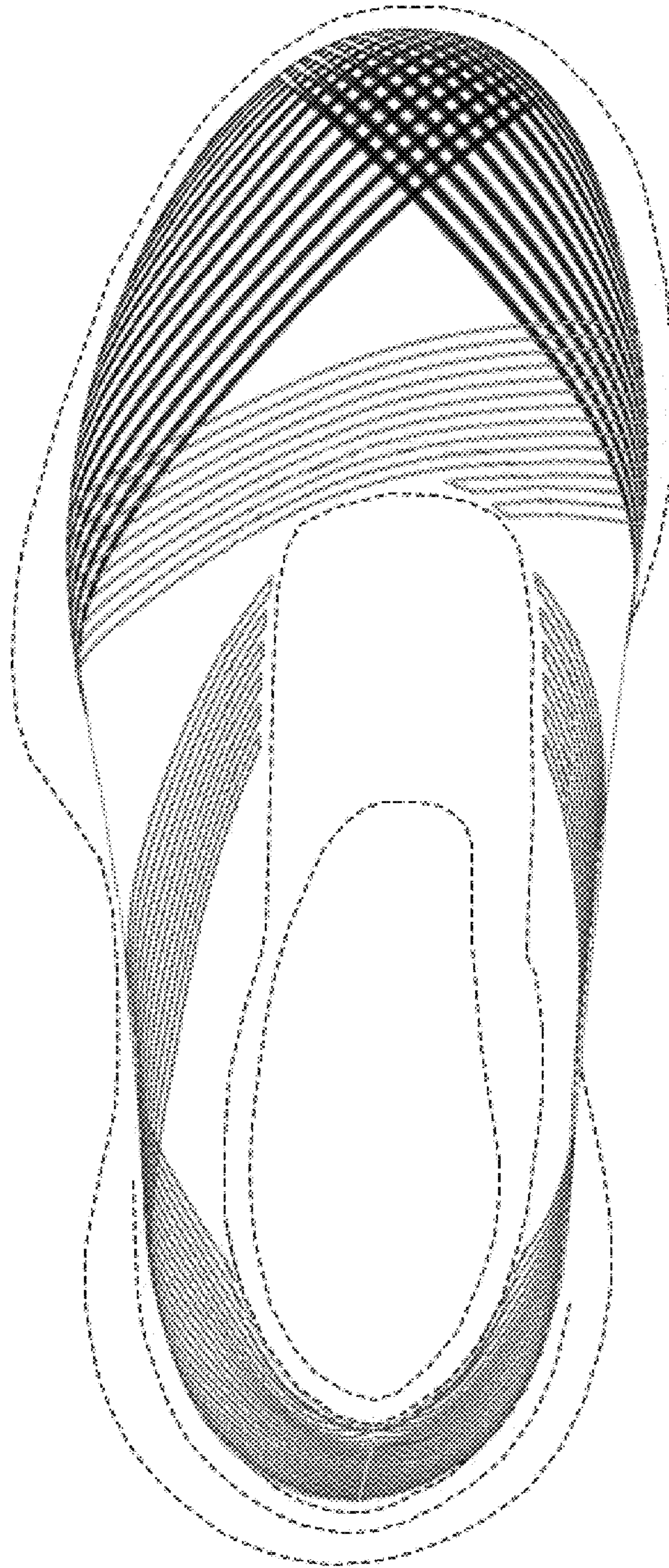


FIG. 5

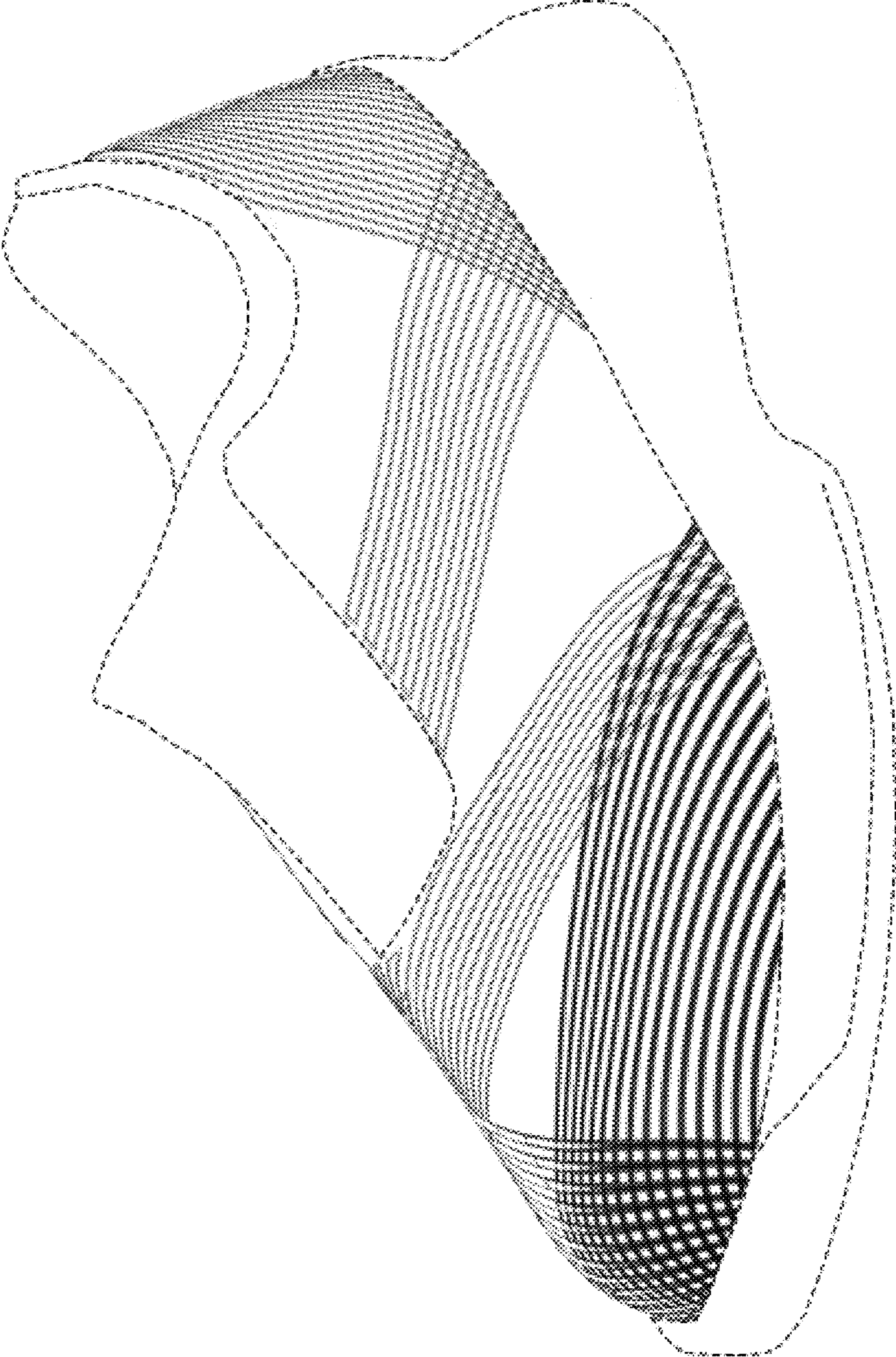


FIG. 6