

US00D868424S

(12) **United States Design Patent** (10) **Patent No.:** **US D868,424 S**
Gelati (45) **Date of Patent:** **** Dec. 3, 2019**

(54) **HOSPITAL GOWN**
(71) Applicant: **Marc Gelati**, Plant City, FL (US)
(72) Inventor: **Marc Gelati**, Plant City, FL (US)
(**) Term: **15 Years**
(21) Appl. No.: **29/660,329**
(22) Filed: **Aug. 20, 2018**
(51) **LOC (12) Cl.** **02-01**
(52) **U.S. Cl.**
USPC **D2/720**
(58) **Field of Classification Search**
USPC D2/720, 718, 717, 728, 731, 739, 797,
D2/840-842, 847-850
CPC A41D 13/12; A41D 13/1209; A41D
13/1236; A41D 13/1245
See application file for complete search history.

D741,569 S * 10/2015 Fredrickson D2/720
D752,318 S * 3/2016 Powell D2/720
D760,474 S * 7/2016 Alonzo D2/720
D781,528 S * 3/2017 Kennedy D2/739
D785,285 S * 5/2017 Shamsid-Deen D2/720
D802,884 S * 11/2017 Bennett D2/739
D811,692 S * 3/2018 Calucci D2/720
2002/0162154 A1 * 11/2002 Shamam A41D 13/1245
2/69
2008/0184455 A1 * 8/2008 Blume A41D 13/1245
2/114
2009/0100569 A1 * 4/2009 Butler A41D 13/1236
2/114
2010/0242150 A1 * 9/2010 Trouillot A41D 13/1245
2/114
2011/0231981 A1 * 9/2011 Appel A41D 13/1245
2/114
2014/0189931 A1 * 7/2014 Fredrickson A41D 13/1236
2/114
2015/0059048 A1 * 3/2015 Stanley A41D 13/129
2/69

(Continued)

Primary Examiner — Michelle E. Wilson
Assistant Examiner — Clese Moore, Jr.

(56) **References Cited**

U.S. PATENT DOCUMENTS

3,748,659 A * 7/1973 Meyers A41D 13/1209
2/74
5,184,351 A * 2/1993 Benstock A41D 13/1236
2/105
D336,968 S * 7/1993 Russano D2/720
D350,012 S * 8/1994 Christy D2/720
D356,204 S * 3/1995 Derrickson D2/720
D378,157 S * 2/1997 Jagger D2/718
5,913,407 A * 6/1999 Keyes A41D 1/21
2/83
D463,093 S * 9/2002 Murray D2/720
D509,343 S * 9/2005 Bragg D2/840
D530,885 S * 10/2006 Barthel D2/720
D563,627 S * 3/2008 Warren D2/720
D564,730 S * 3/2008 Farrell D2/720
D584,882 S * 1/2009 Trouillot D2/720
D707,919 S * 7/2014 Lockwood D2/720
D721,869 S * 2/2015 Bernier D2/720

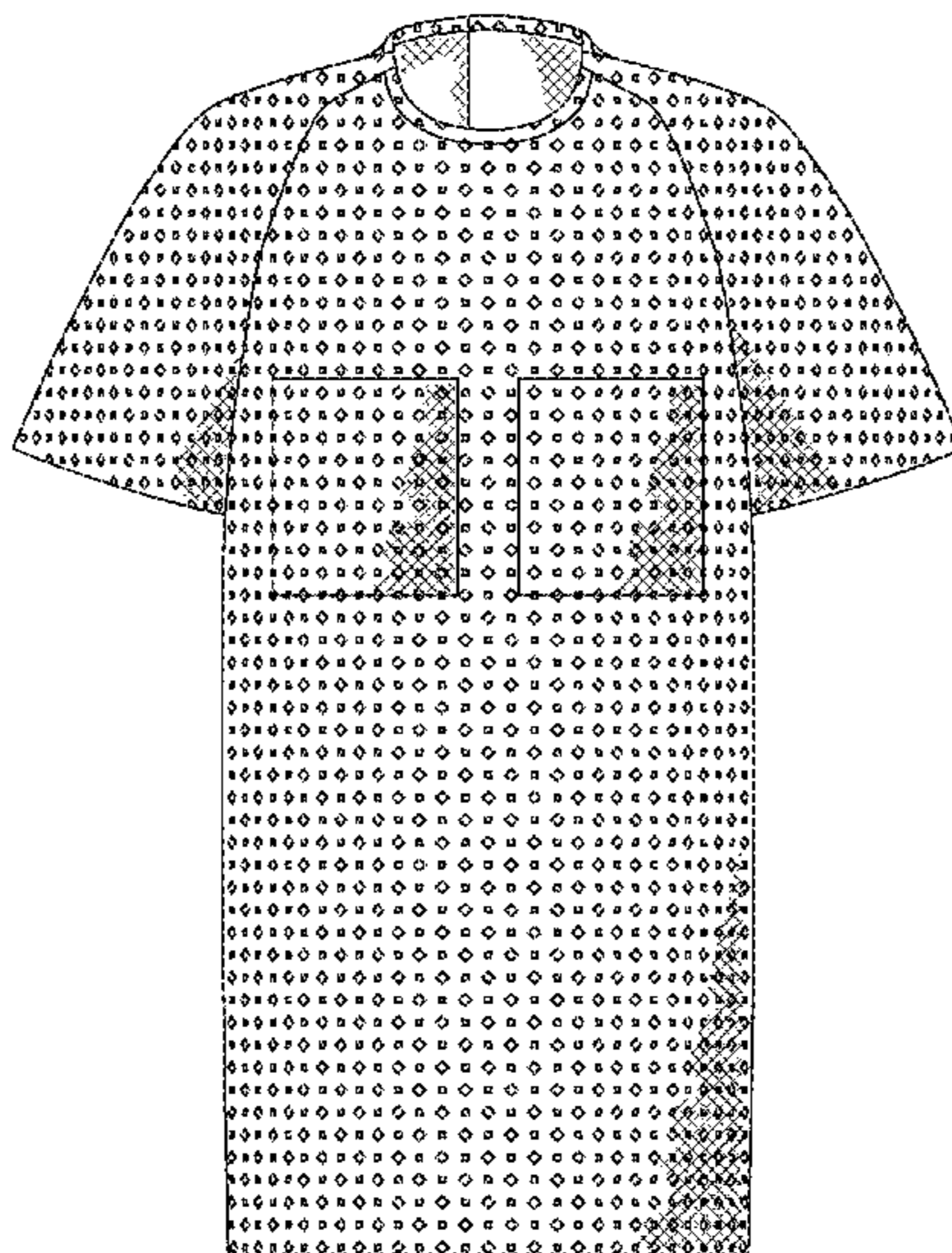
(57) **CLAIM**

The ornamental design for a hospital gown, as shown and described.

DESCRIPTION

FIG. 1 is a front view of a hospital gown showing my new design;
FIG. 2 is a rear view of the hospital gown;
FIG. 3 is a right side view of the hospital gown;
FIG. 4 is a left side view of the hospital gown;
FIG. 5 is a top view of the hospital gown;
FIG. 6 is a bottom view of the hospital gown; and,
FIG. 7 is a top front side perspective view of the hospital gown.

1 Claim, 5 Drawing Sheets



(56)

References Cited

U.S. PATENT DOCUMENTS

2015/0157069 A1* 6/2015 Hieber A41D 13/1245
2/114

* cited by examiner

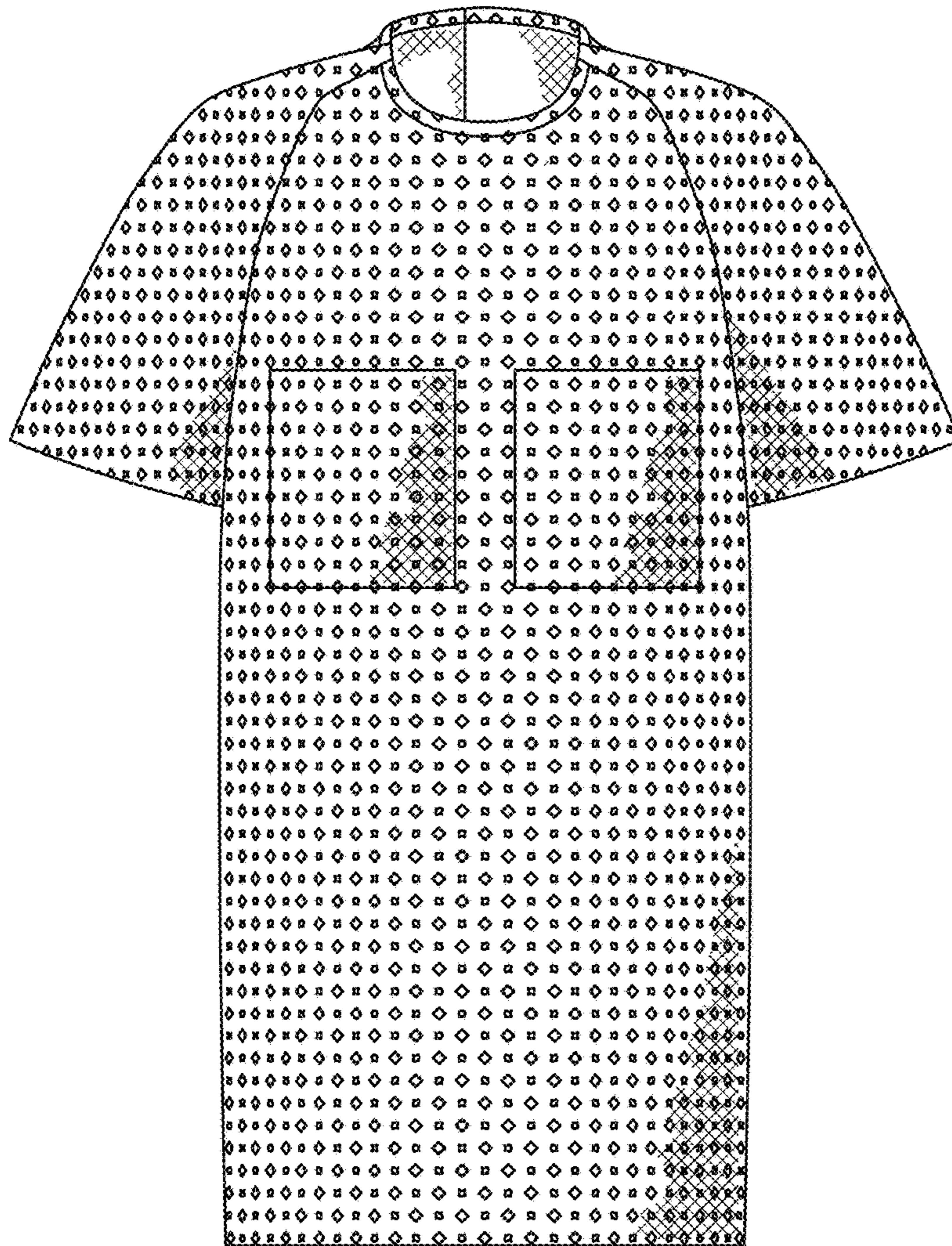


FIG. 1

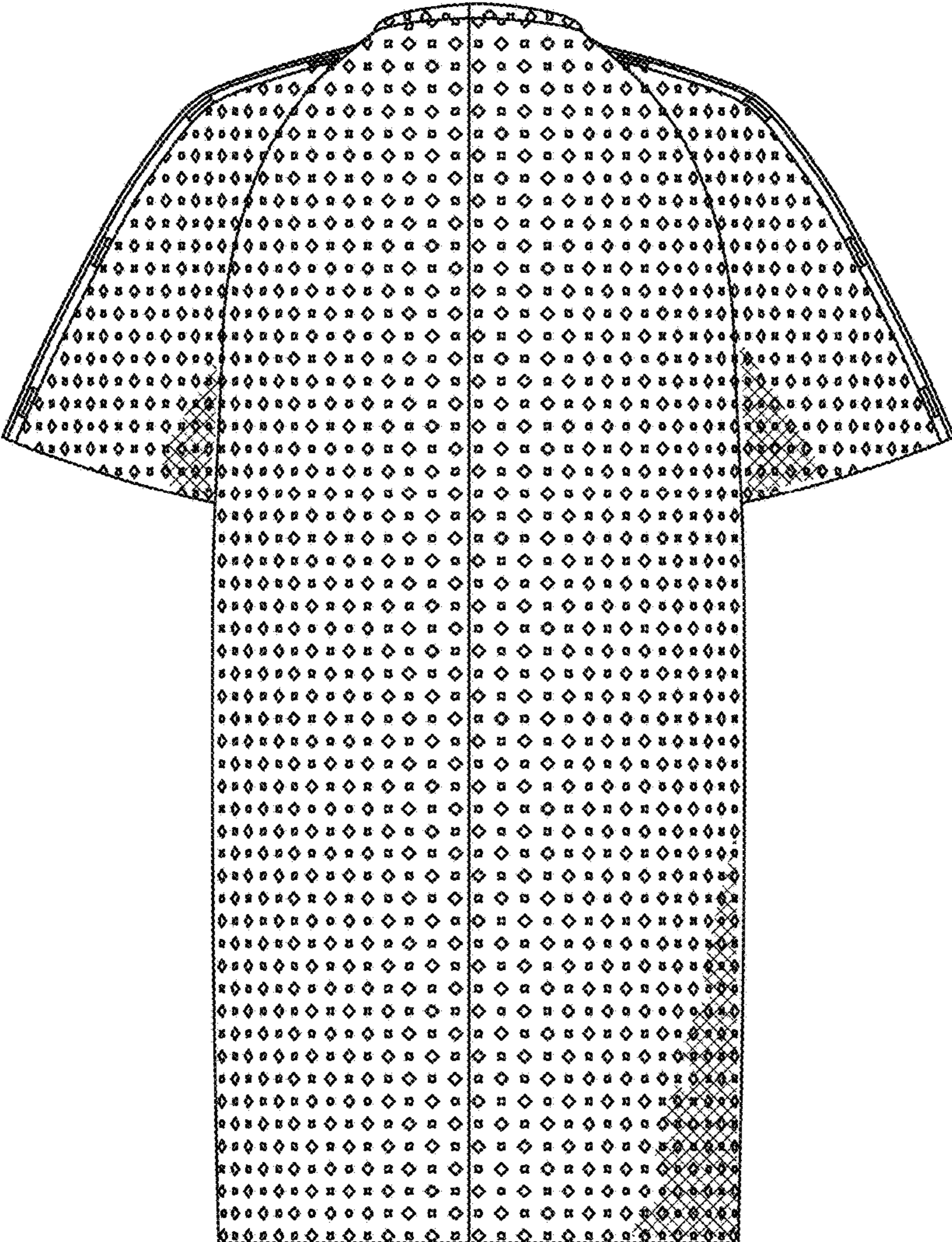


FIG. 2




FIG. 3




FIG. 4

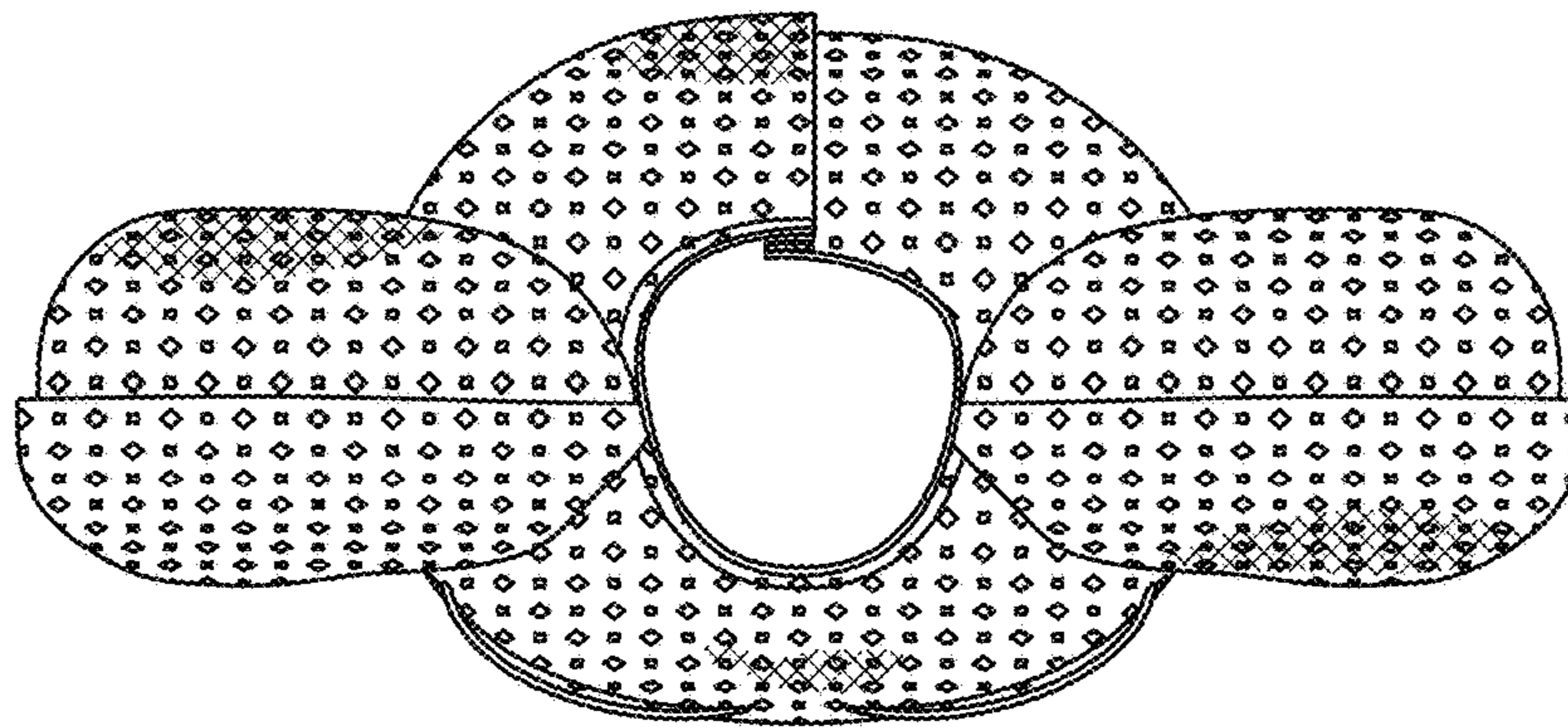


FIG. 5

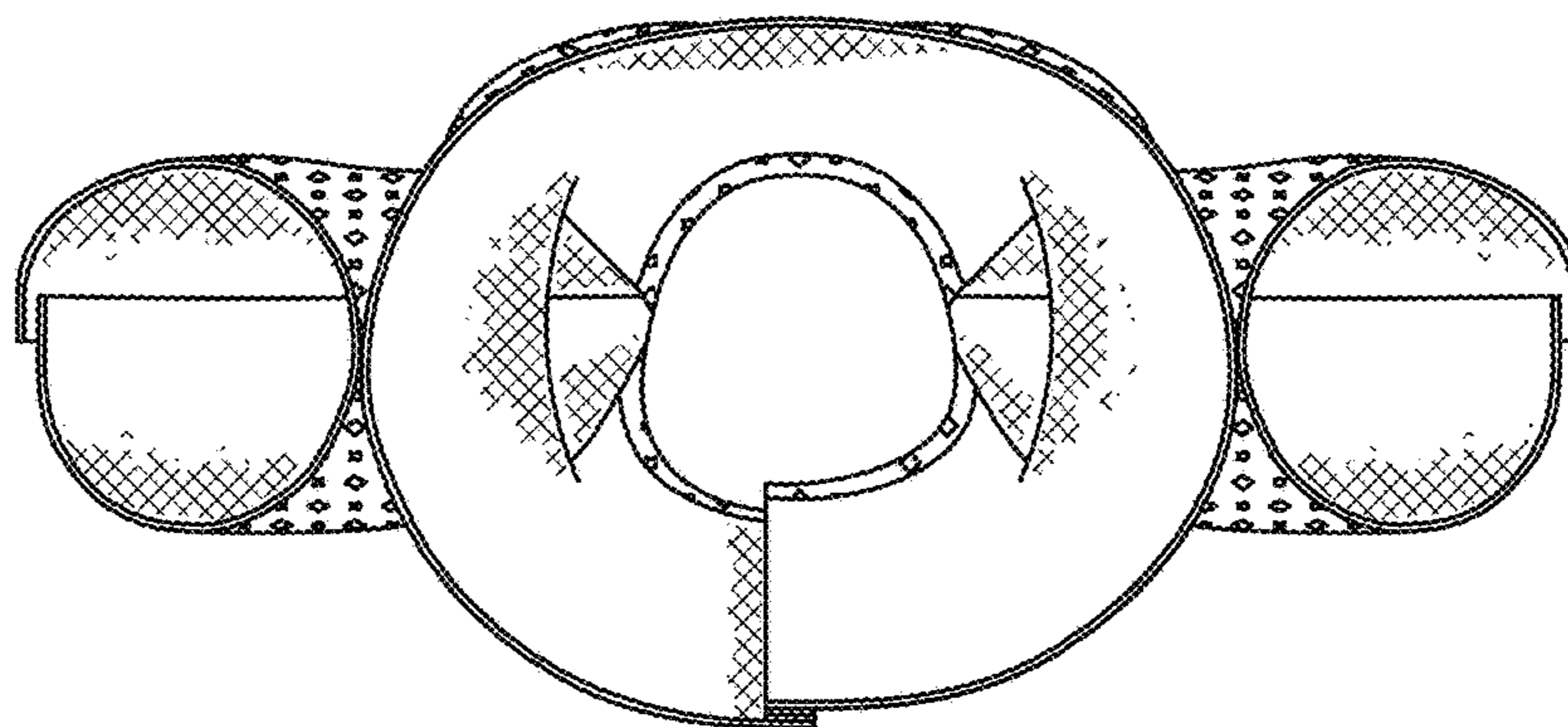


FIG. 6

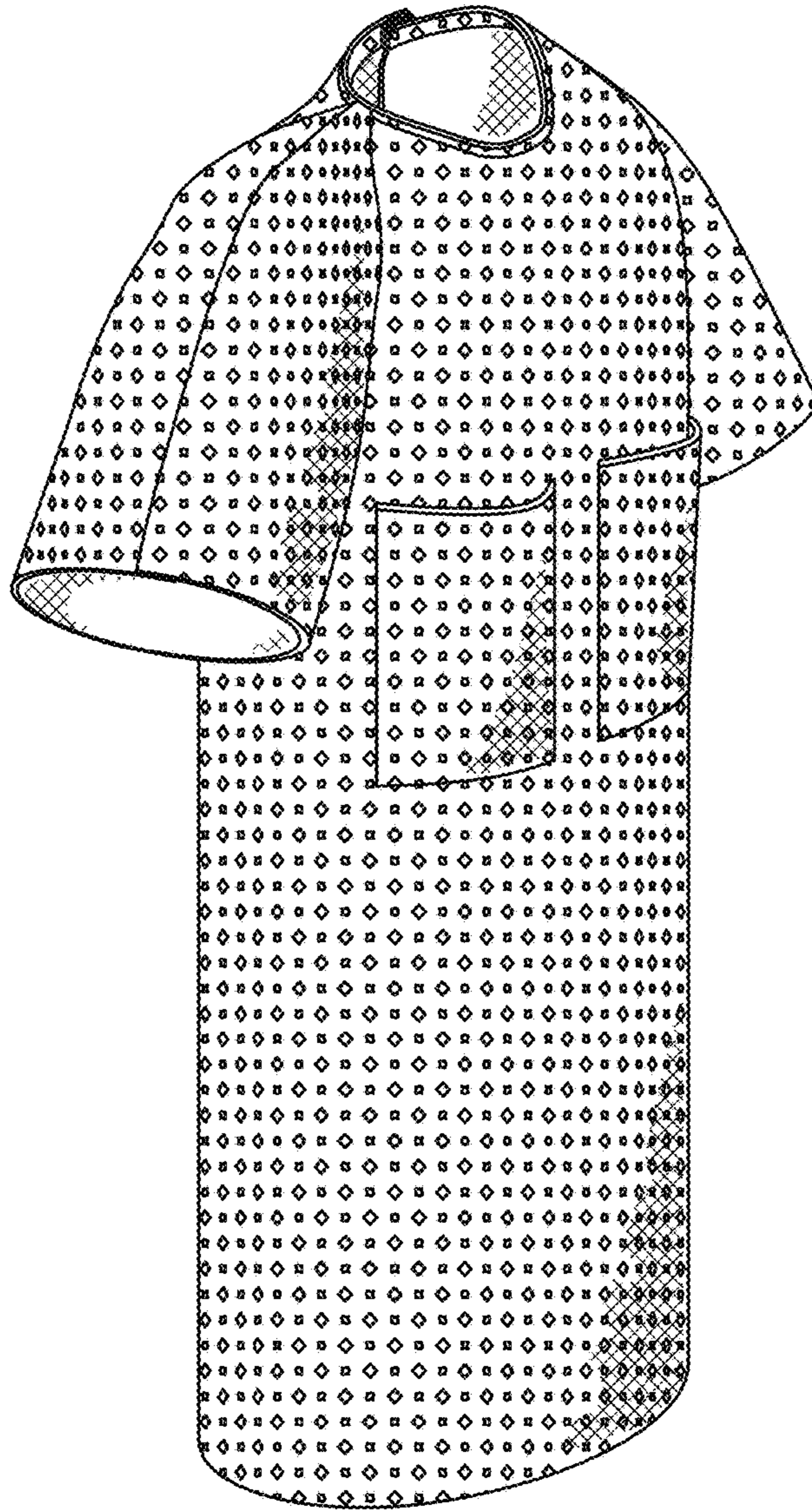


FIG. 7