



US00D868397S

(12) **United States Design Patent** (10) **Patent No.:** **US D868,397 S**
Steinkraus (45) **Date of Patent:** **** Nov. 26, 2019**

(54) **TUG TOY SLEEVE**

(71) Applicant: **Gramercy Products, Inc.**, Secaucus, NJ (US)
 (72) Inventor: **William Steinkraus**, Fort Lee, NJ (US)
 (73) Assignee: **Gramercy Products, INC.**, Secaucus, NJ (US)
 (**) Term: **15 Years**

(21) Appl. No.: **29/646,851**

(22) Filed: **May 8, 2018**

(51) **LOC (12) Cl.** **30-99**

(52) **U.S. Cl.**
USPC **D30/160**

(58) **Field of Classification Search**

USPC D21/398, 400, 402, 412, 415, 426, 436, D21/439, 440, 441, 443, 455, 460-462, D21/466-468, 479, 495, 563, 656, 712, D21/713, 788, 799.1, 470, 681, 386, 484, D21/707, 408, 437, 673, 678, 679, 682; D24/211, 212, 214, 215, 193-195; D30/160, 112, 119; D1/120, 125-127
 CPC A63H 5/00; A63H 33/26; A63H 33/18; A63H 29/22; A63H 29/24; A63H 2200/00; A63H 11/00; A63H 13/00; A63H 18/02; A63H 18/14; A63H 18/16; A63H 29/00; A63H 33/009; A63H 33/22; A63H 33/3055; A63H 3/003; A63H 3/006; A63H 3/008; A63H 3/24; A63H 3/28; A63H 3/31; A63H 3/36; A63H 9/00; A63B 59/20; A63B 69/406; A63B 47/04; A63B 2220/51; A63B 2220/53; A63B 2220/56; A63B 2220/805; A63B 2071/0625; A63B 2071/063; A63B 2220/17; A63B 2220/18; A63B 2220/40; A63B 2220/803; A63B 2220/833; A63B 43/004; A63B 43/06; A63B 71/0622; A63B 2071/0602; A63B 21/0055; A63B 2207/02; A63B 2225/54; A63B 69/0053; A63B 2047/043

See application file for complete search history.

(56) **References Cited**

U.S. PATENT DOCUMENTS

2,122,372 A * 6/1938 Hooper E02B 3/26
 114/219
 6,014,950 A * 1/2000 Rogers A01K 15/026
 119/710
 D430,720 S * 9/2000 Williamson D1/105
 D528,709 S * 9/2006 Nazimek D30/160
 D529,557 S * 10/2006 Greenwald D21/405

(Continued)

OTHER PUBLICATIONS

Kyjen, posted at amazon.com, earliest date reviewed on Apr. 4, 2016, [online], acquired on Jun. 12, 2019, Available on internet. url:https://www.amazon.com/Kyjen-Hard-Squeak-Fetch-Large/dp/B0002MISZ0/ref=cm_cr_ar_p_d_product_top?ie=UTF8 (Year: 2016).*

(Continued)

Primary Examiner — Sheryl Lane
Assistant Examiner — Aula Soroush
 (74) *Attorney, Agent, or Firm* — Thomas A. O'Rourke;
 Bodner & O'Rourke, LLP

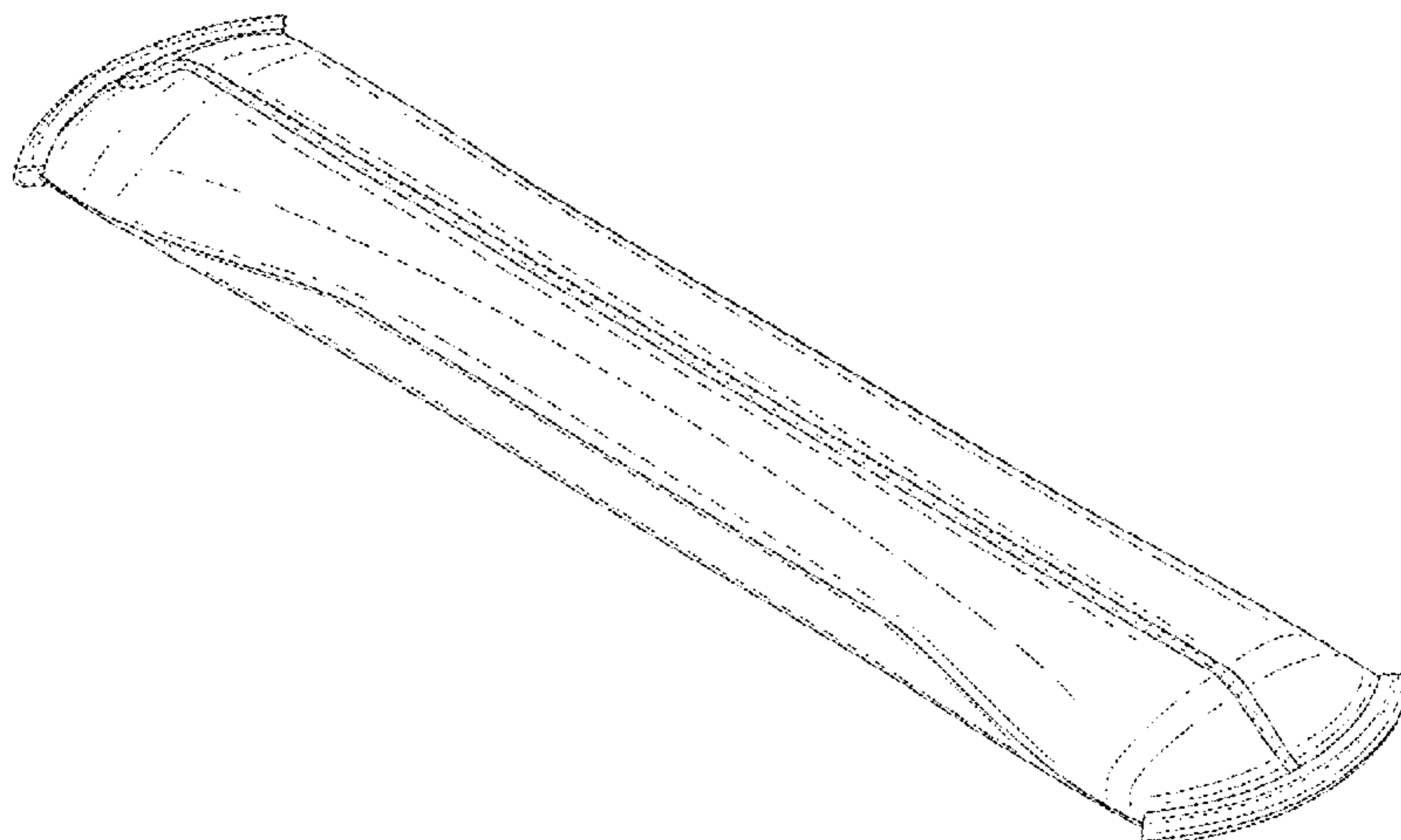
(57) **CLAIM**

The ornamental design for a tug toy sleeve, as shown and described.

DESCRIPTION

FIG. 1 is a perspective view of a tug toy sleeve in accordance with the present invention.
 FIG. 2 is top plan view thereof;
 FIG. 3 is a bottom plan view thereof;
 FIG. 4 is a right side elevation view thereof;
 FIG. 5 is a front elevation view thereof; and,
 FIG. 6 is a left side elevation view thereof.

1 Claim, 3 Drawing Sheets



(56)

References Cited

U.S. PATENT DOCUMENTS

D571,061 S * 6/2008 Nazimek A01K 15/025
D30/160
D597,263 S * 7/2009 Nazimek D30/160
D629,978 S * 12/2010 Nazimek D30/160
D670,455 S * 11/2012 Lipscomb D30/160
D727,437 S * 4/2015 Padilla D21/439
D738,960 S * 9/2015 Padilla D21/440
2009/0084325 A1 * 4/2009 Moskoff A01K 15/025
119/707

OTHER PUBLICATIONS

New Floating Fetch Toy, posted at amazon.com, earliest date reviewed on Jul. 29, 2018, [online], acquired on Jun. 12, 2019, Available on internet. url: https://www.amazon.com/New-Floating-Fetch-Toy-Bite/dp/B07CJ5WNFS/ref=cm_cr_arp_d_product_top?ie=UTF8 (Year: 2018).*

* cited by examiner

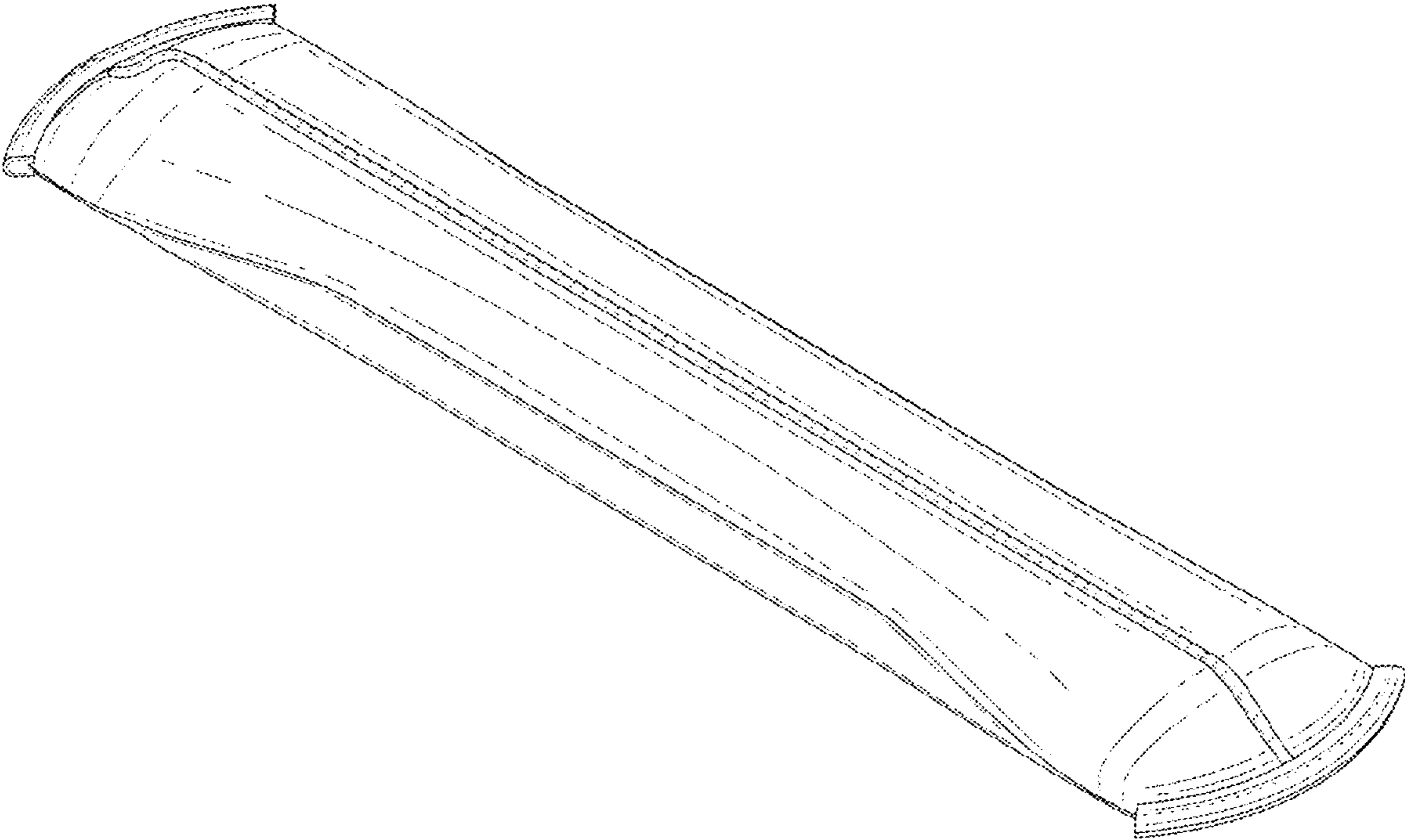


FIG. 1

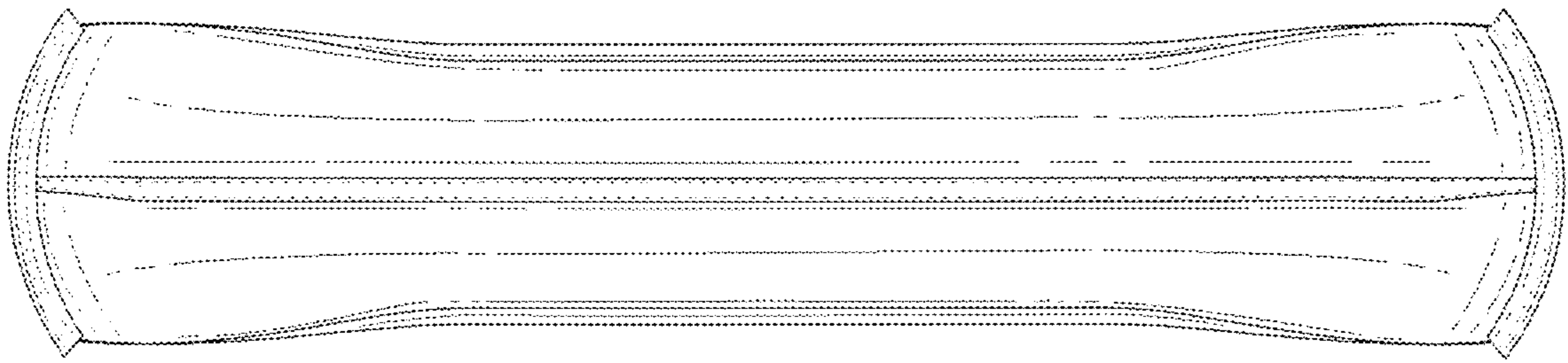


FIG. 2




FIG. 3

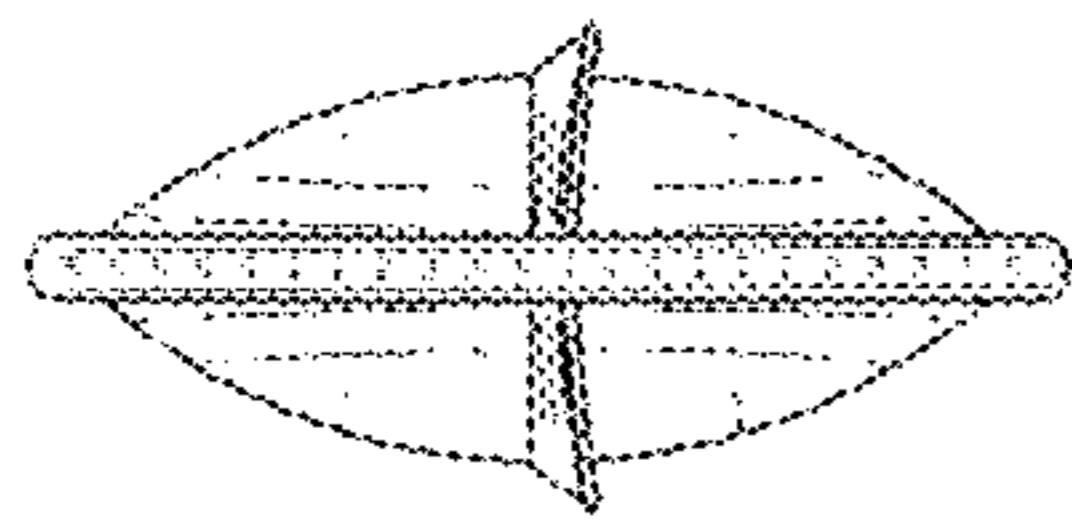


FIG. 4

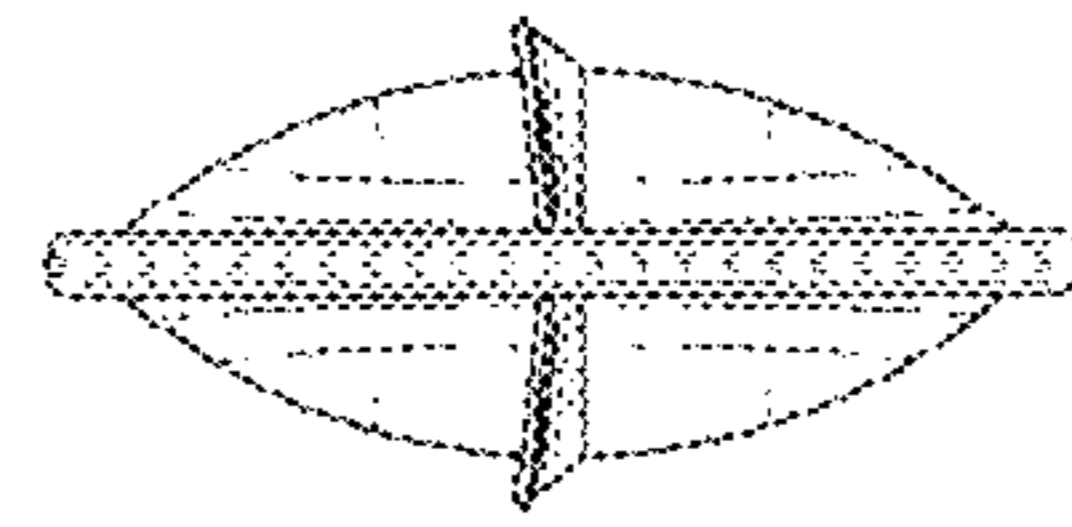


FIG. 5




FIG. 6