



US00D868375S

(12) **United States Design Patent**  
**Bonk et al.**

(10) **Patent No.:** **US D868,375 S**

(45) **Date of Patent:** **\*\* Nov. 26, 2019**

(54) **RAZOR HANDLE**

(71) Applicant: **LITTLE ACORN SHAVE COMPANY INC.**, Blaine, MN (US)

(72) Inventors: **Allen Bonk**, Nanoose Bay (CA); **Tracy David**, Blaine, MN (US)

(73) Assignee: **Little Acorn Shave Company Inc.**, Blaine, MN (US)

(\*\*) Term: **15 Years**

(21) Appl. No.: **29/663,424**

(22) Filed: **Sep. 14, 2018**

(51) **LOC (12) Cl.** ..... **28-03**

(52) **U.S. Cl.**  
USPC ..... **D28/48**

(58) **Field of Classification Search**  
USPC ..... D28/46-48, 49-51  
CPC ... B26B 21/00; B26B 21/08; B26B 21/14-38;  
B26B 21/40; B26B 21/4006; B26B  
21/4012-4031; B26B 21/4037; B26B  
21/405-4056; B26B 21/4062; B26B  
21/4068-4075; B26B 21/48; B26B  
21/52-528

See application file for complete search history.

(56) **References Cited**

**U.S. PATENT DOCUMENTS**

3,815,227 A \* 6/1974 Hood ..... B26B 21/165  
30/64  
D351,485 S \* 10/1994 Miskin ..... D28/46

8,166,661 B2 \* 5/2012 King ..... A45D 27/225  
30/40.2  
D694,471 S \* 11/2013 Floyd ..... D28/48  
D768,930 S \* 10/2016 Kong ..... D28/48  
D773,734 S \* 12/2016 Li ..... D28/48  
D808,589 S \* 1/2018 Dryfhout ..... D28/48  
D822,279 S \* 7/2018 Newman ..... D28/48  
2018/0111280 A1 \* 4/2018 Marut ..... B26B 21/4012  
2019/0084169 A1 \* 3/2019 Bonk ..... B26B 21/522

\* cited by examiner

*Primary Examiner* — Jennifer Rivard

(74) *Attorney, Agent, or Firm* — Skaar Ulbrich Macari, P.A.

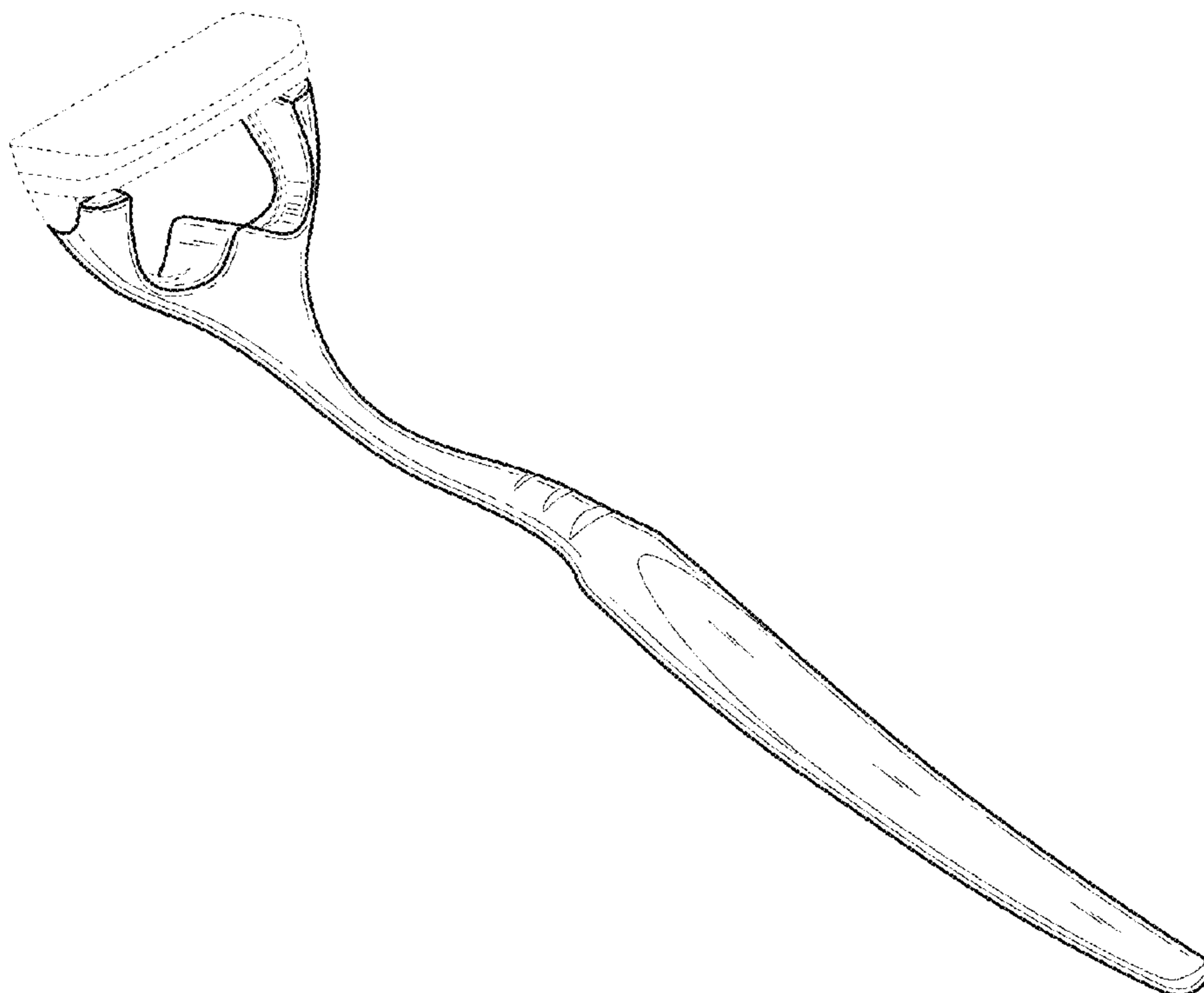
(57) **CLAIM**

We claim the ornamental design for a razor handle, as shown and described.

**DESCRIPTION**

FIG. 1 is a perspective view of a razor handle showing the claimed design.  
FIG. 2 is a first side view of the razor handle of FIG. 1. The opposite second side view is a mirror image of FIG. 2.  
FIG. 3 is a top view of the razor handle of FIG. 1.  
FIG. 4 is a bottom view of the razor handle of FIG. 1.  
FIG. 5 is a first end view of the razor handle of FIG. 1; and, FIG. 6 is a second end view of the razor handle of FIG. 1. The broken lines shown in the drawings illustrate the environment of the razor handle and form no part of the claimed design.

**1 Claim, 3 Drawing Sheets**



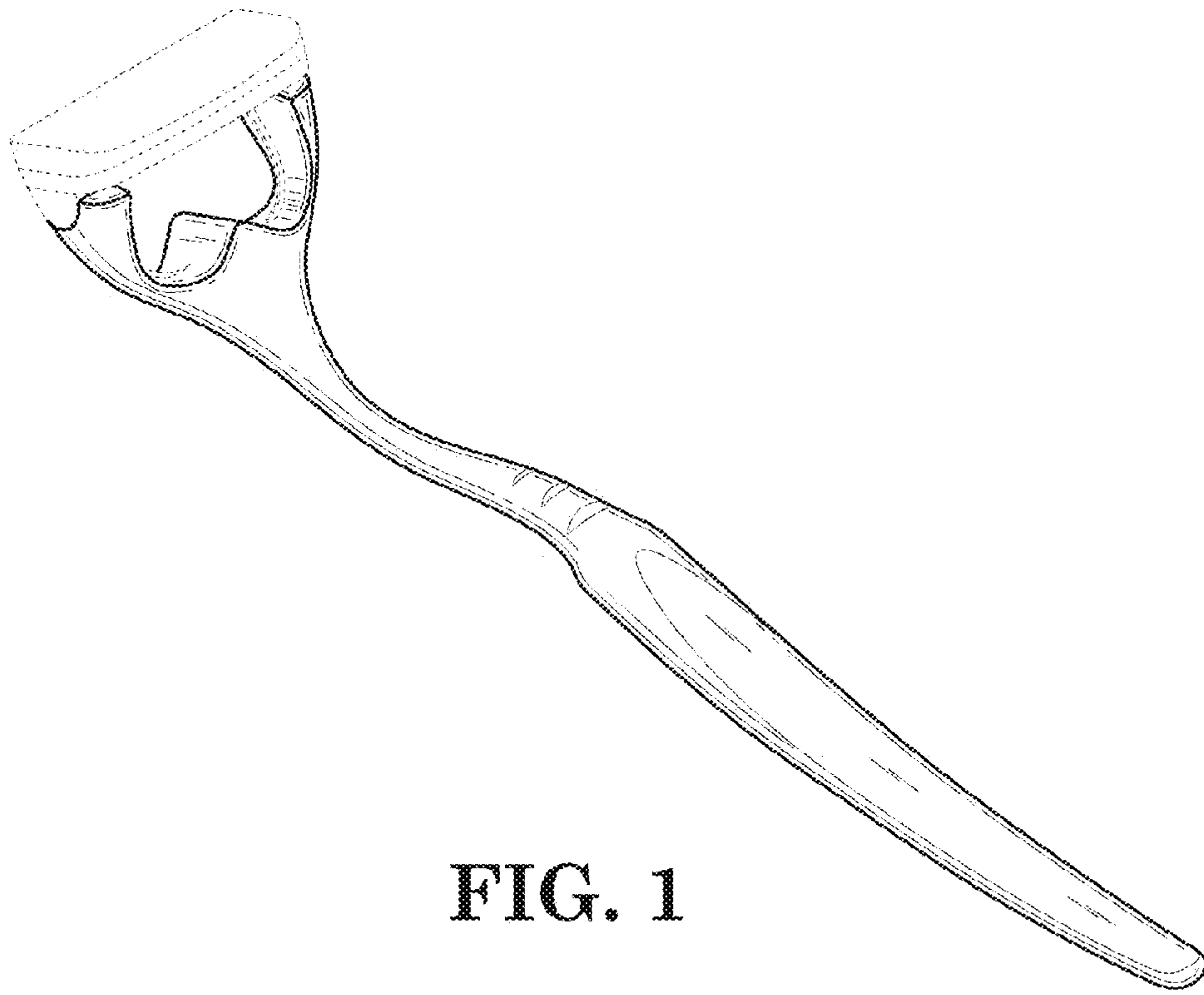


FIG. 1

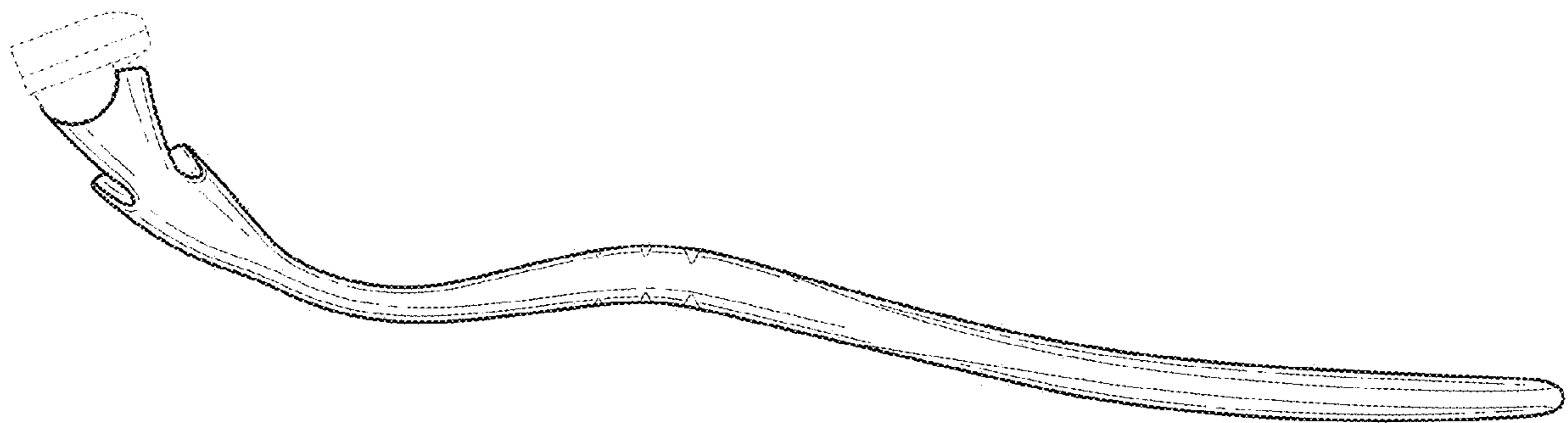
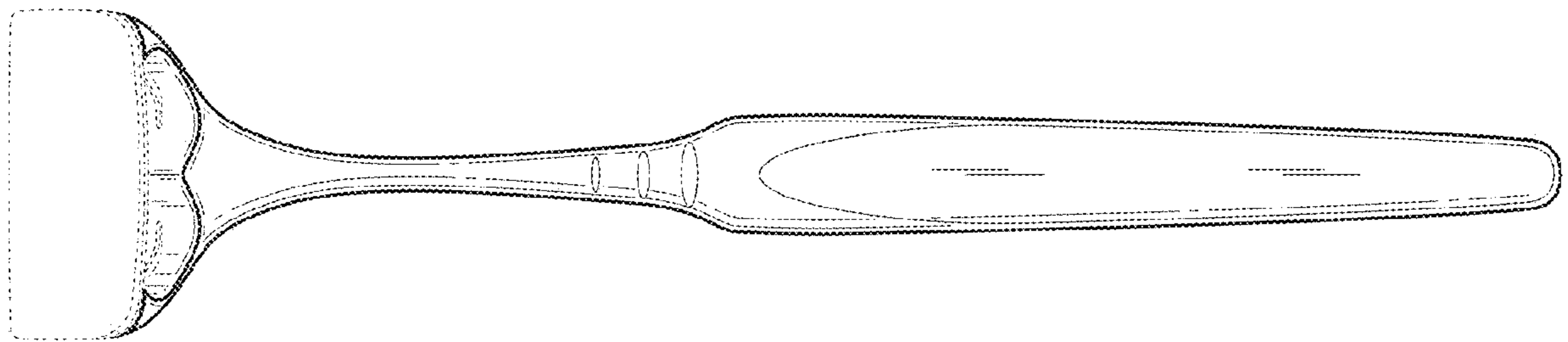
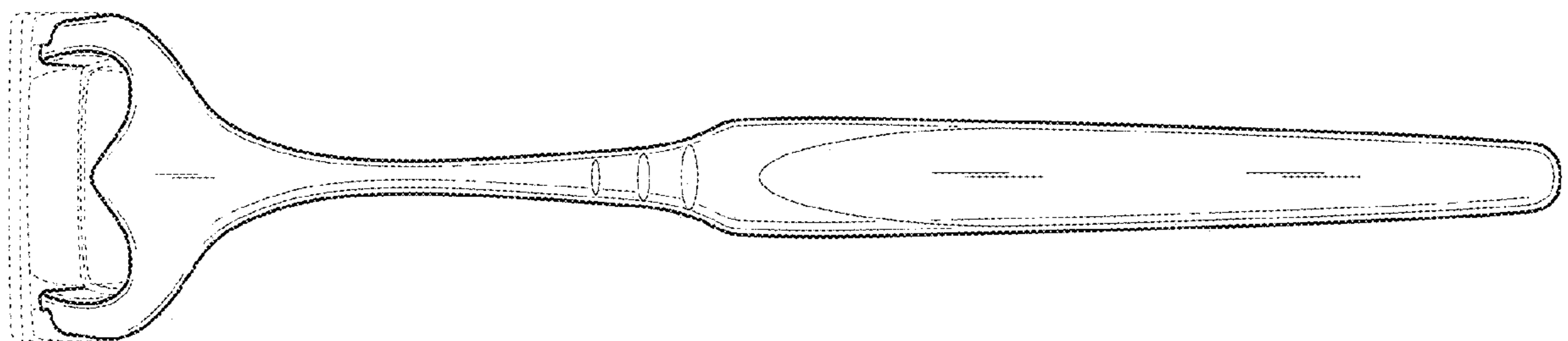


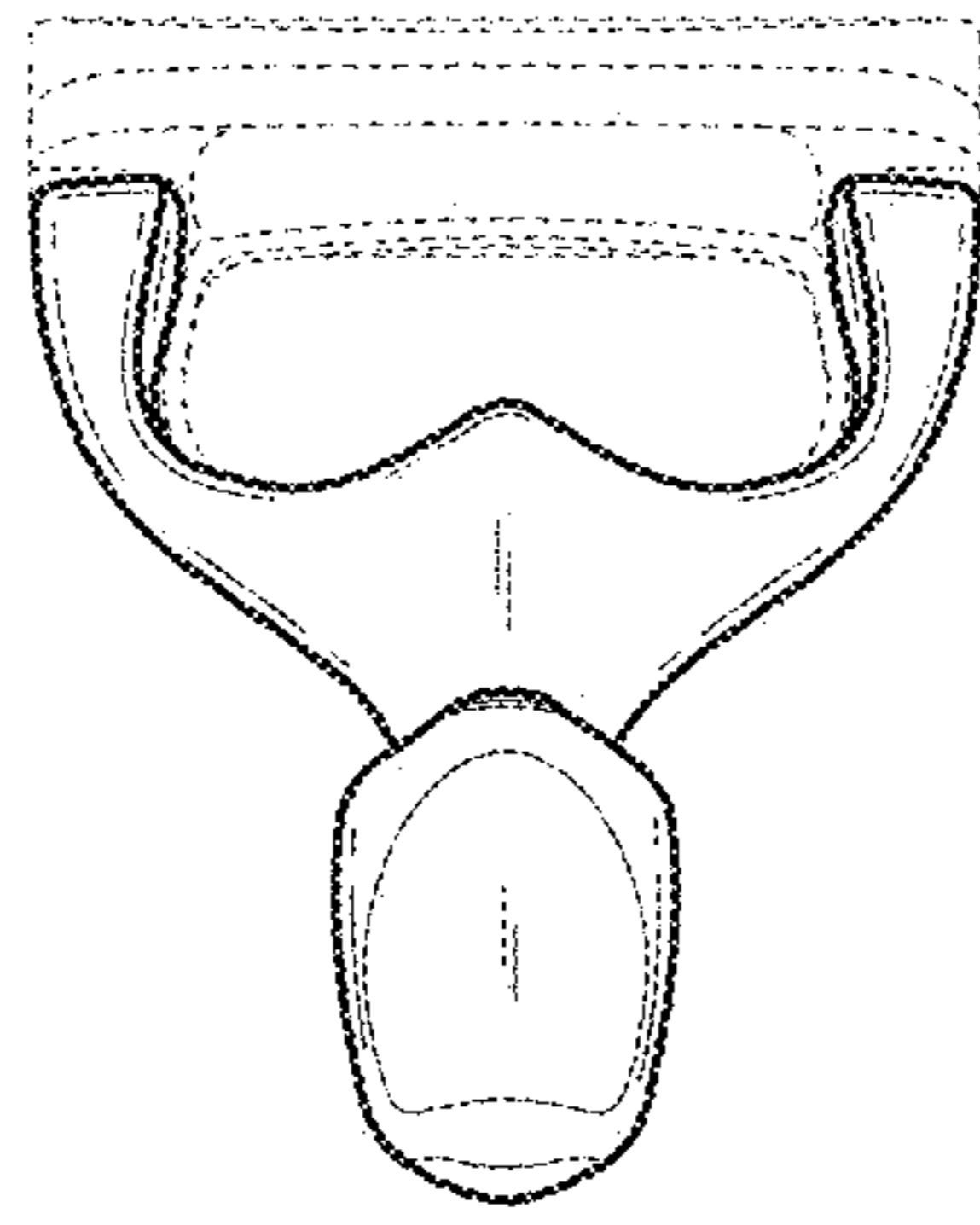
FIG. 2



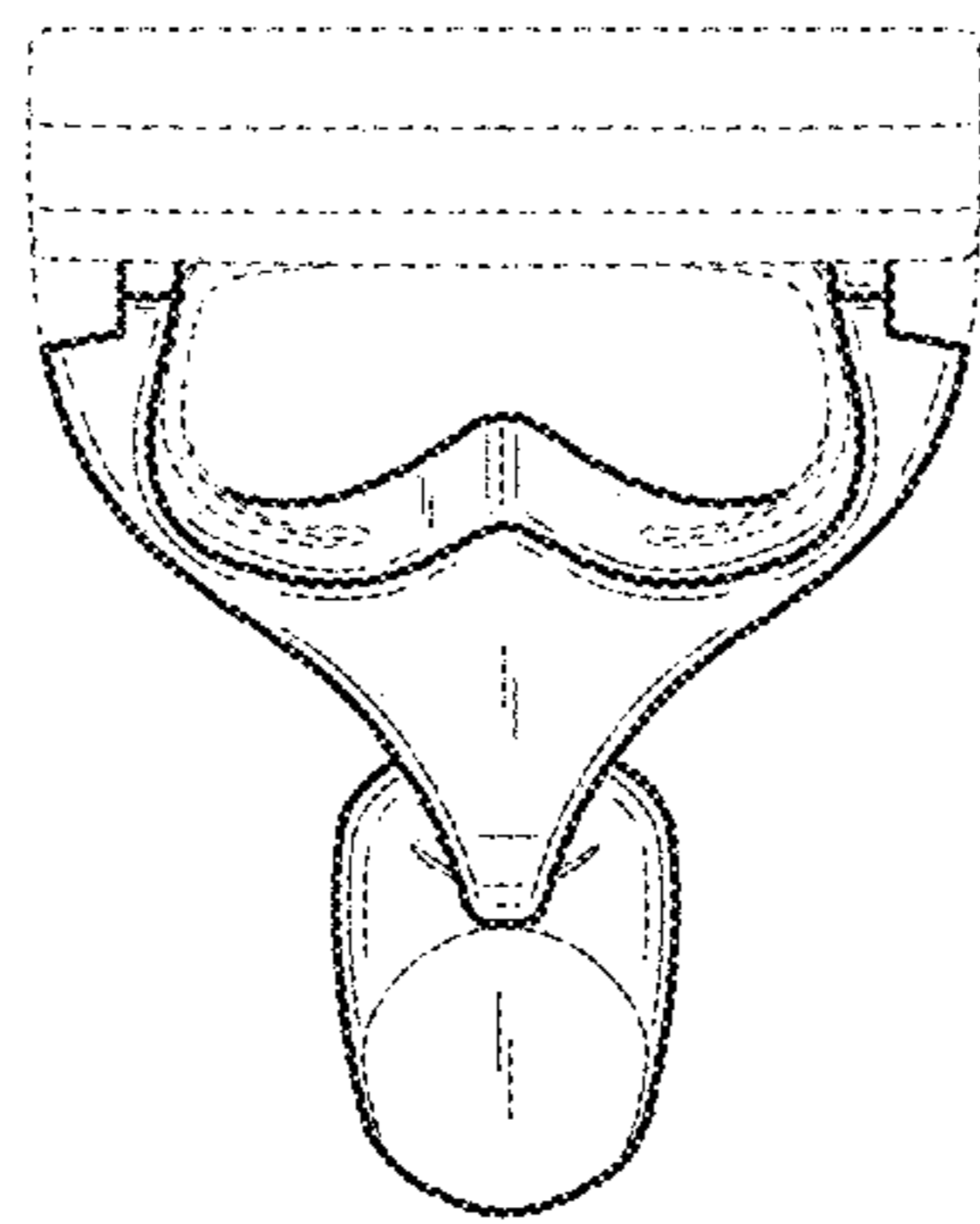
**FIG. 3**



**FIG. 4**



**FIG. 5**



**FIG. 6**