



US00D868373S

(12) **United States Design Patent** (10) **Patent No.:** **US D868,373 S**
Kling et al. (45) **Date of Patent:** **** Nov. 26, 2019**

(54) **EPILATOR**

(71) Applicant: **Braun GmbH**, Kronberg (DE)

(72) Inventors: **Björn Kling**, Glashütten (DE); **Robert Schmidt**, Liederbach am Taunus (DE); **Wolfgang Stegmann**, Frankfurt (DE); **Renke Joris Thye**, Westerstede (DE)

(73) Assignee: **Braun GMBH**, Kronberg (DE)

(**) Term: **15 Years**

(21) Appl. No.: **29/621,041**

(22) Filed: **Oct. 4, 2017**

(30) **Foreign Application Priority Data**

Apr. 6, 2017 (WO) 2987401

(51) **LOC (12) Cl.** **28-03**

(52) **U.S. Cl.**
USPC **D28/44.1; D28/49; D28/53**

(58) **Field of Classification Search**
USPC D28/44, 44.1, 49, 51-54, 50
CPC B26B 19/00-107; B26B 19/12-18; B26B
19/38-3893; A45D 26/0023-0038; A45D
26/0042-0052

See application file for complete search history.

(56) **References Cited**

U.S. PATENT DOCUMENTS

D305,162 S * 12/1989 Mockovak D28/53
D400,303 S * 10/1998 Tanaka D28/49
D436,232 S * 1/2001 Denham D28/7
D440,313 S * 4/2001 Smith D24/144

(Continued)

Primary Examiner — Jennifer Rivard

(74) *Attorney, Agent, or Firm* — Ronald Terk Sia; Kevin C. Johnson

(57) **CLAIM**

The ornamental design for an epilator or the like, as shown and described above.

DESCRIPTION

The patent or application file contains drawings executed in color. Copies of this patent or patent application publication with color drawings will be provided by the Office upon request and payment of the necessary fee.

FIG. 1 is a perspective view of an epilator;

FIG. 2 is a front view thereof;

FIG. 3 is a right side view thereof;

FIG. 4 is a rear view thereof;

FIG. 5 is a left side view thereof;

FIG. 6 is a top plan view thereof;

FIG. 7 is a bottom view thereof.

FIG. 8 is a perspective view of an epilator;

FIG. 9 is a front view thereof;

FIG. 10 is a right side view thereof;

FIG. 11 is a rear view thereof;

FIG. 12 is a left side view thereof;

FIG. 13 is a top plan view thereof;

FIG. 14 is a bottom view thereof.

FIG. 15 is a perspective view of an epilator;

FIG. 16 is a front view thereof;

FIG. 17 is a right side view thereof;

FIG. 18 is a rear view thereof;

FIG. 19 is a left side view thereof;

FIG. 20 is a top plan view thereof;

FIG. 21 is a bottom view thereof.

FIG. 22 is a perspective view of an epilator;

FIG. 23 is a front view thereof;

FIG. 24 is a right side view thereof;

FIG. 25 is a rear view thereof;

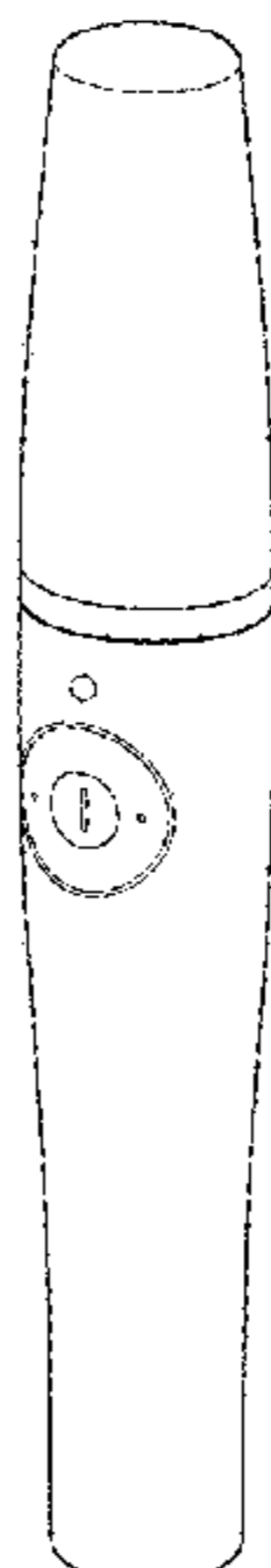
FIG. 26 is a left side view thereof;

FIG. 27 is a top plan view thereof; and,

FIG. 28 is a bottom view thereof.

Color drawings are being submitted because color is an integral part of some embodiments of the claim design.

1 Claim, 13 Drawing Sheets
(11 of 13 Drawing Sheet(s) Filed in Color)



(56)

References Cited

U.S. PATENT DOCUMENTS

6,272,752 B1 * 8/2001 Pino B26B 19/148
 30/29.5
 D485,013 S * 1/2004 Leventhal D28/52
 D488,260 S * 4/2004 Khubani D28/53
 D497,035 S * 10/2004 Khubani D28/53
 D514,257 S * 1/2006 Bokelman-Dumas D28/53
 D514,258 S * 1/2006 Khubani D28/53
 D516,245 S * 2/2006 Ohta D28/49
 D518,237 S * 3/2006 Yiu D28/54
 7,152,323 B1 * 12/2006 Lin B26B 19/148
 30/29.5
 D536,135 S * 1/2007 Kitagawa D28/53
 D561,940 S * 2/2008 Ullmann D28/44
 D561,941 S * 2/2008 Khubani D28/53
 D569,552 S * 5/2008 Marquez D28/53
 D674,144 S * 1/2013 Yamamoto D28/46
 D674,145 S * 1/2013 Ino D28/51
 D674,558 S * 1/2013 Ino D28/53
 D735,946 S * 8/2015 Ko D28/76
 D751,254 S * 3/2016 Golding D28/76
 D767,209 S * 9/2016 Medioni D28/76
 D770,096 S * 10/2016 Medioni D28/76
 D776,877 S * 1/2017 Zadro D28/50
 9,743,738 B2 * 8/2017 Sanchez-Martinez
 A45D 26/0028
 D799,752 S * 10/2017 Mori D28/53
 D800,387 S * 10/2017 Ino D28/53
 D800,566 S * 10/2017 Wieland D9/529
 D801,584 S * 10/2017 Hasegawa D28/76
 D836,840 S * 12/2018 Khubani D28/50
 2005/0144783 A1 * 7/2005 Yiu B26B 19/148
 30/29.5
 2018/0333875 A1 * 11/2018 Lau B26B 19/06

* cited by examiner

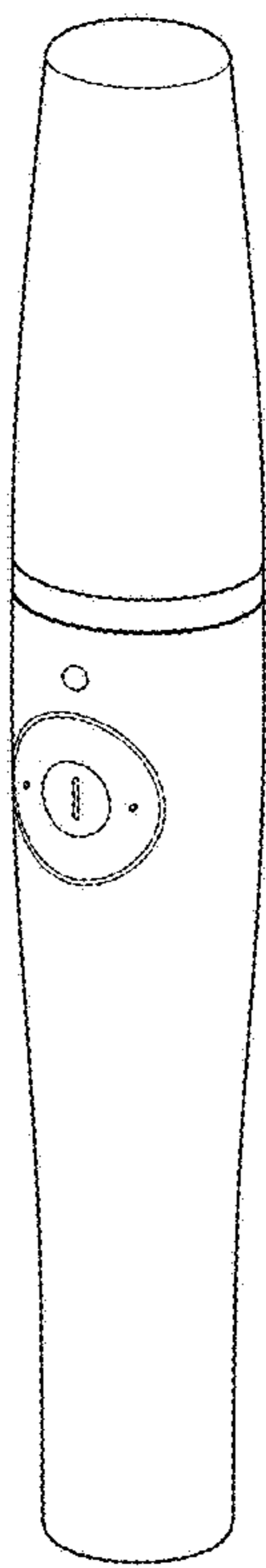


Figure 1

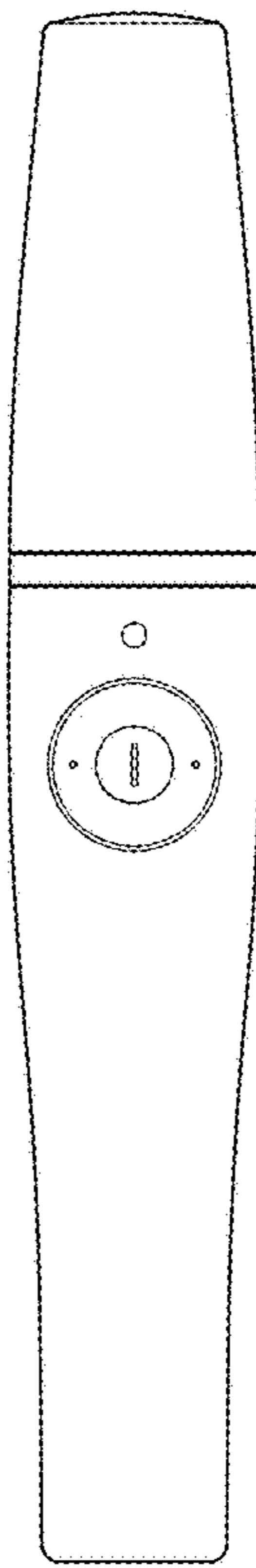


Figure 2



Figure 3




Figure 4

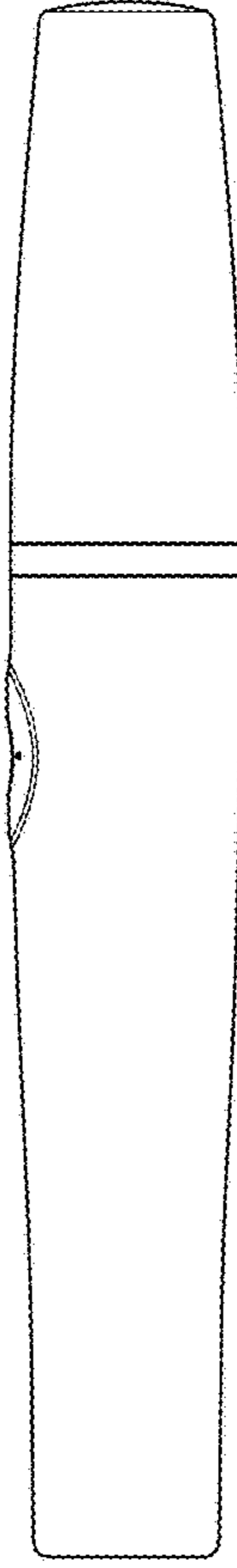


Figure 5

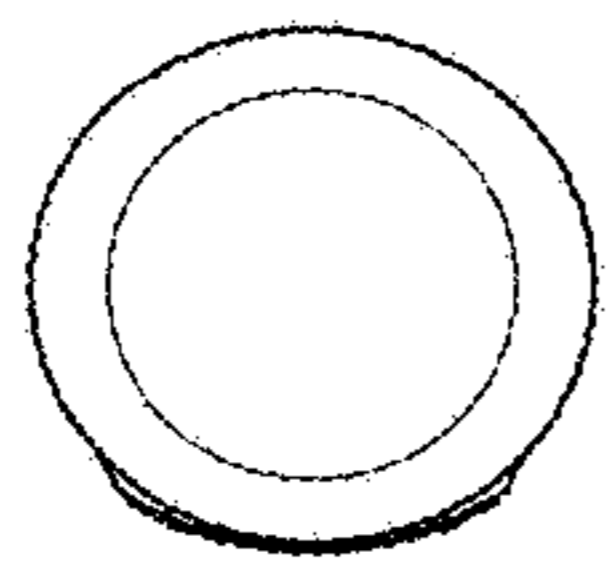


Figure 6

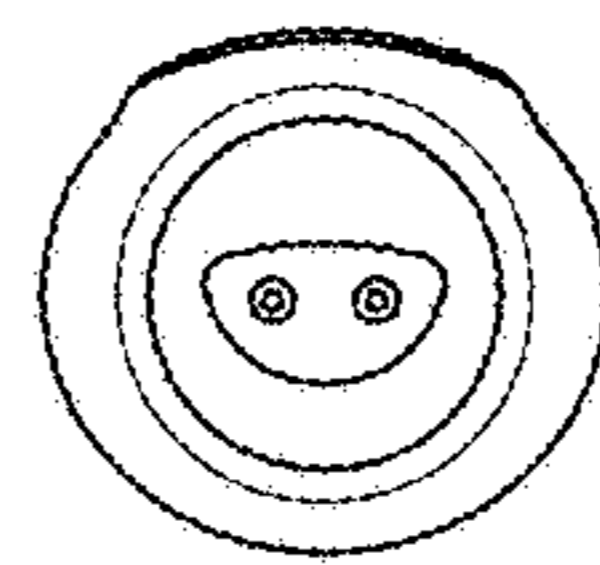


Figure 7



Figure 8




Figure 9



Figure 10




Figure 11



Figure 12




Figure 13




Figure 14



Figure 15



Figure 16



Figure 17



Figure 18



Figure 19




Figure 20




Figure 21



Figure 22



Figure 23



Figure 24



Figure 25



Figure 26




Figure 27




Figure 28