



US00D868354S

(12) **United States Design Patent**
Trzcielinski

(10) **Patent No.:** **US D868,354 S**

(45) **Date of Patent:** **** Nov. 26, 2019**

(54) **HOUSING FOR A LED-BASED LIGHTING APPARATUS**

(71) Applicant: **LED Labs sp. z o.o.**, Kraków (PL)

(72) Inventor: **Grzegorz Trzcielinski**, Kraków (PL)

(73) Assignee: **LED LABS Sp. z o.o.**, Cracow (PL)

(**) Term: **15 Years**

(21) Appl. No.: **29/661,261**

(22) Filed: **Aug. 26, 2018**

(51) **LOC (12) Cl.** **26-05**

(52) **U.S. Cl.**
USPC **D26/138**

(58) **Field of Classification Search**
USPC D26/1, 24, 26–28, 37–50, 35, 36, 61, 62,
D26/63, 64, 65, 66, 71, 72, 73, 74, 75,
D26/87, 89, 76, 78, 79, 80, 81, 82, 83,
D26/85, 86, 88, 90, 113, 118, 119, 120,
D26/121

CPC F21S 2/00; F21S 4/00; F21S 4/003; F21S
4/005; F21S 4/006; F21S 6/00; F21S
8/00; F21S 8/024

See application file for complete search history.

(56) **References Cited**

U.S. PATENT DOCUMENTS

D649,686 S * 11/2011 Trzesniowski D26/138
D649,689 S * 11/2011 Trzesniowski D26/138

D649,690 S * 11/2011 Trzesniowski D26/138
D649,693 S * 11/2011 Trzesniowski D26/138
D652,569 S * 1/2012 Trzesniowski D26/138
D661,010 S * 5/2012 Hamblin D26/138
D683,893 S * 6/2013 Ransvi D26/138
D705,982 S * 5/2014 Klus D26/138
D778,488 S * 2/2017 Sutherland D26/138
D807,570 S * 1/2018 Klus D26/138
D807,571 S * 1/2018 Klus D26/138
D808,577 S * 1/2018 Klus D26/138
D818,186 S * 5/2018 Trzesniowski D26/138
D818,191 S * 5/2018 Trzesniowski D26/138
D820,508 S * 6/2018 Sutherland D26/138
D824,584 S * 7/2018 Klus D26/138
D845,516 S * 4/2019 Yuan D25/121

* cited by examiner

Primary Examiner — Mark A Goodwin

Assistant Examiner — Benjamin M Weeks

(74) *Attorney, Agent, or Firm* — Andrew Malarz, Esq.

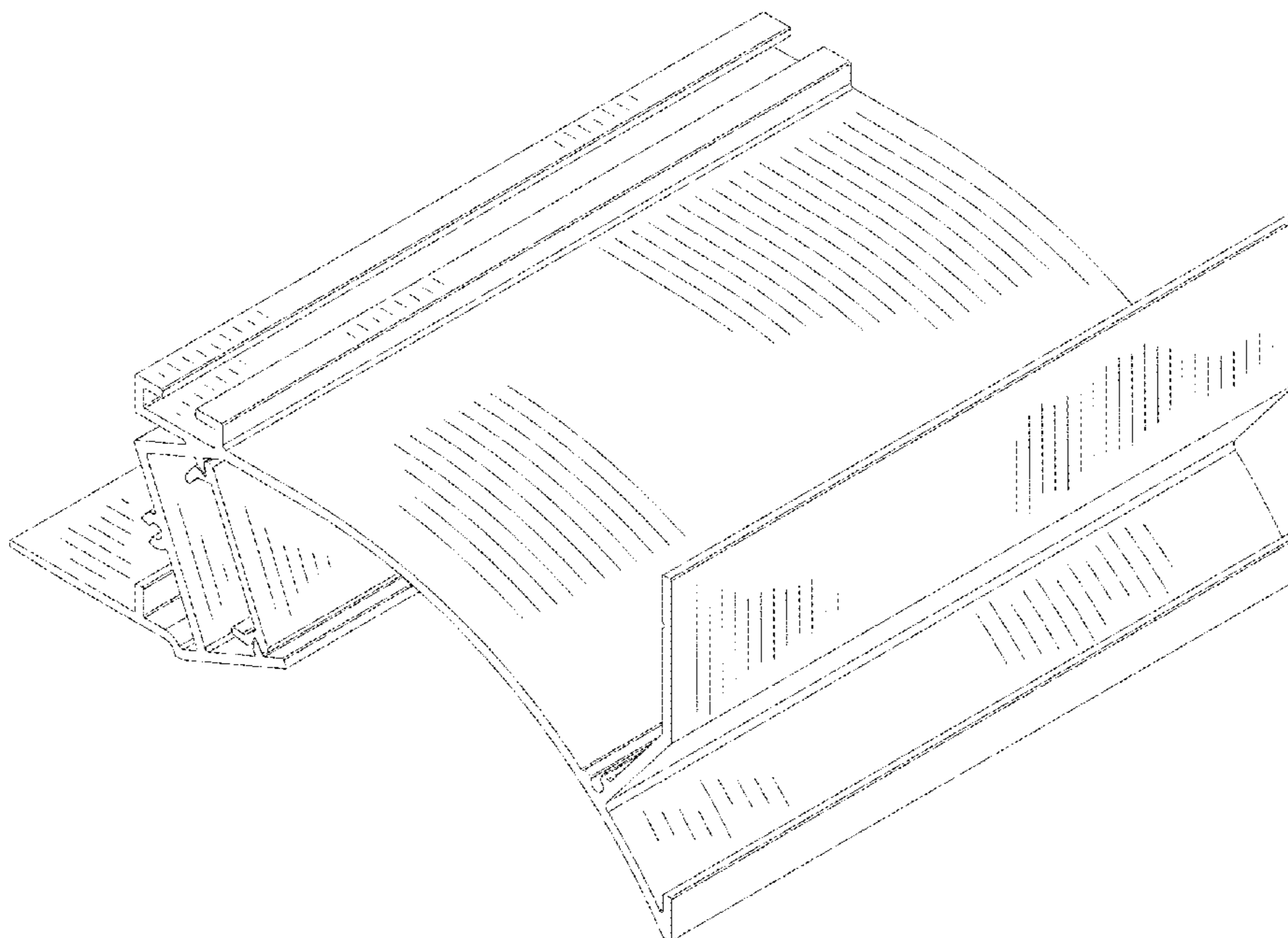
(57) **CLAIM**

The ornamental design for a housing for a LED-based lighting apparatus, as shown and described.

DESCRIPTION

FIG. 1 is a front, a left side perspective view of a housing for a LED-based lighting apparatus showing my new design; FIG. 2 is a front elevational view thereof; FIG. 3 is a top plan view thereof; FIG. 4 is a bottom plan view thereof; and, FIG. 5 is a left side elevational view thereof.

1 Claim, 5 Drawing Sheets



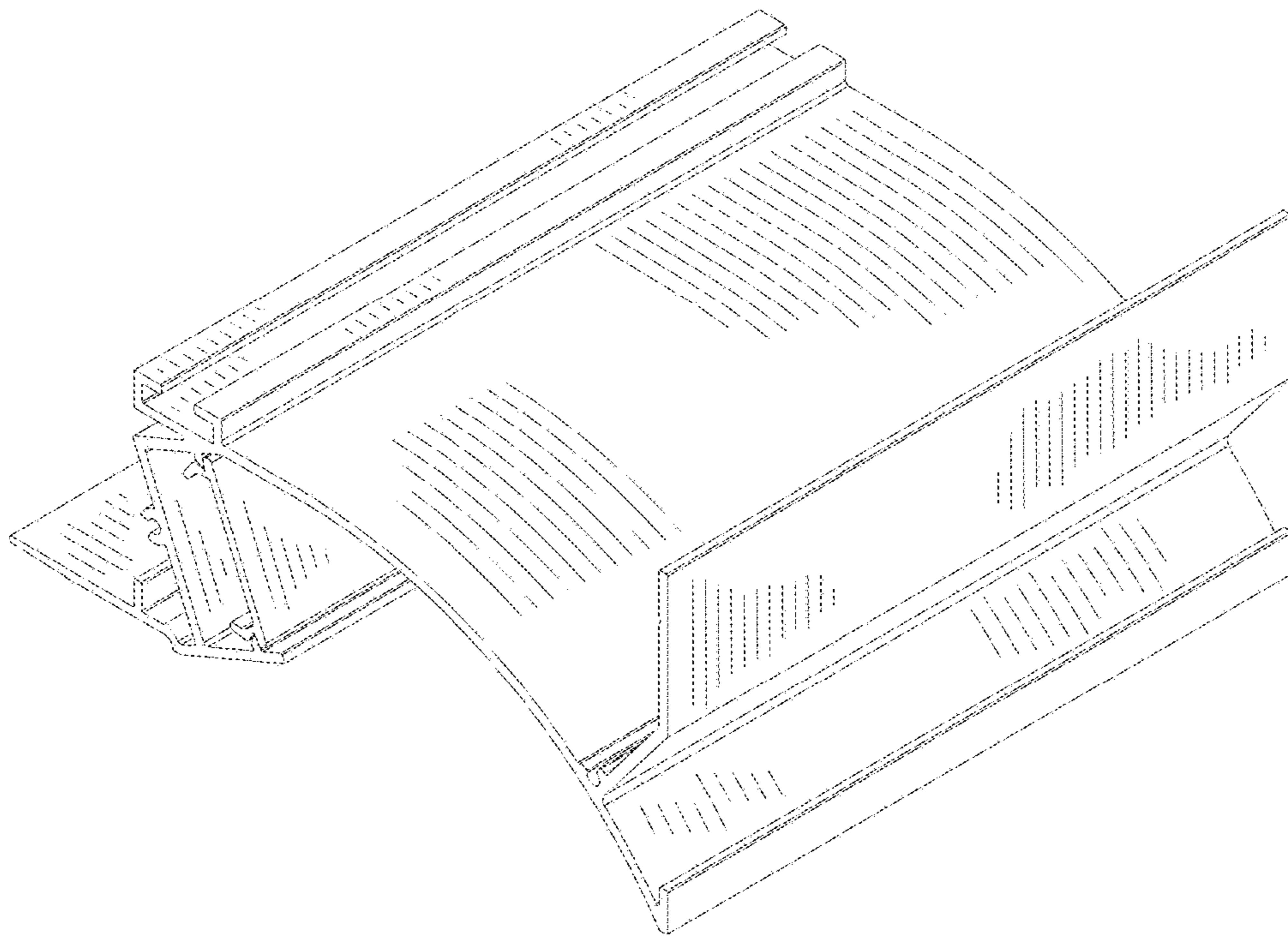


FIG. 1

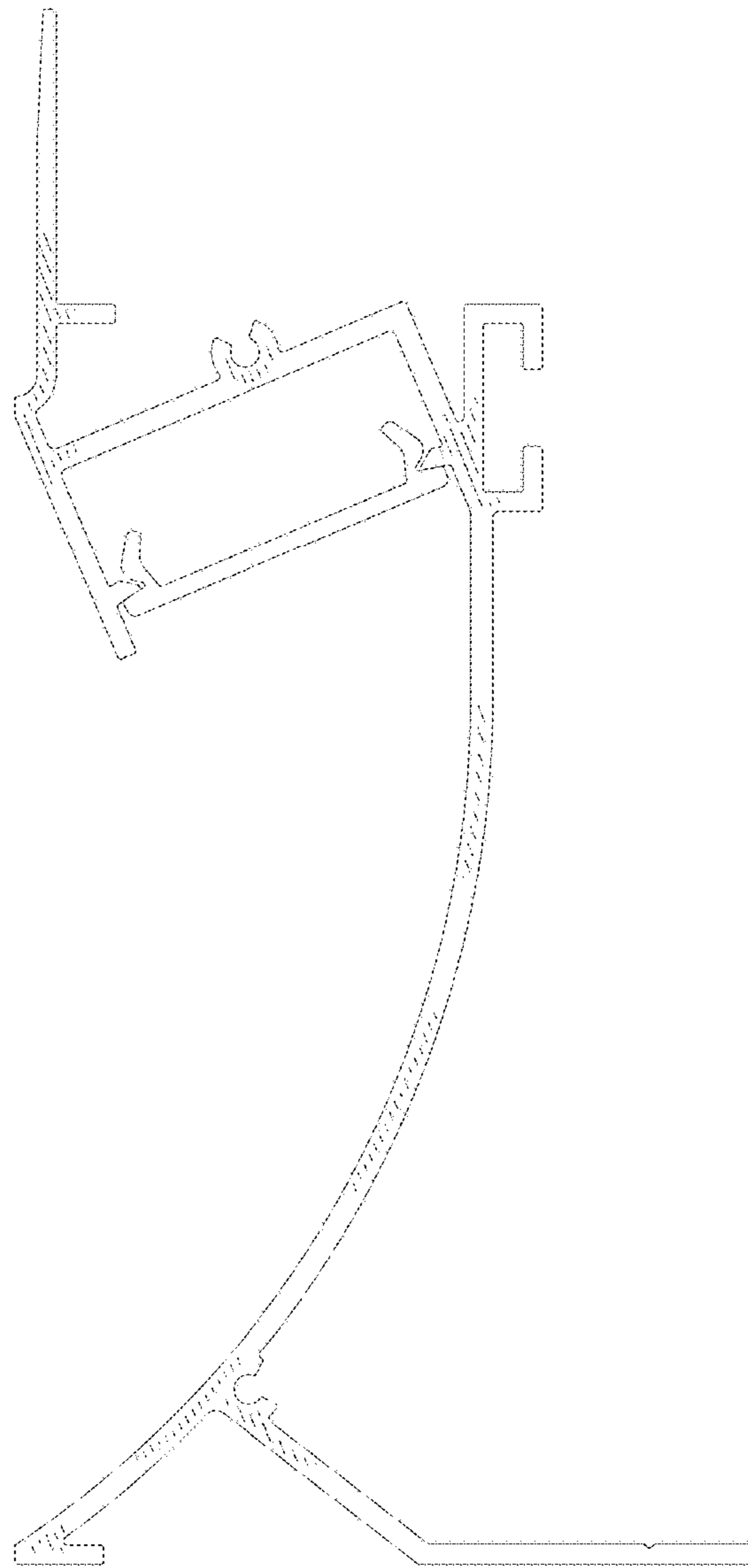


FIG. 2




FIG. 3



FIG. 4




FIG. 5