



US00D868285S

(12) **United States Design Patent** (10) **Patent No.:** **US D868,285 S**
Byrne (45) **Date of Patent:** **** Nov. 26, 2019**

- (54) **SURGICAL DRAPE**
- (71) Applicant: **MUSC Foundation for Research Development**, Charleston, SC (US)
- (72) Inventor: **Thomas Karl Byrne**, Mt. Pleasant, SC (US)
- (73) Assignee: **MUSC FOUNDATION FOR RESEARCH DEVELOPMENT**, Charleston, SC (US)
- (**) Term: **15 Years**
- (21) Appl. No.: **29/587,470**
- (22) Filed: **Dec. 13, 2016**
- (51) **LOC (12) Cl.** **24-02**
- (52) **U.S. Cl.**
USPC **D24/225**
- (58) **Field of Classification Search**
USPC D24/158, 184, 188-190, 225, 231, 234;
D6/602, 603
CPC A61B 46/23; A61B 46/30; A61B 46/40;
A61B 5/411; A61B 50/33; A61B 19/00
See application file for complete search history.

- D771,978 S * 11/2016 McCullough, Jr. D6/603
- D796,685 S * 9/2017 Ohizep D24/189
- D804,677 S * 12/2017 Ramires D24/189
- 2004/0118410 A1* 6/2004 Griesbach, III A61B 46/23
128/852

(Continued)

FOREIGN PATENT DOCUMENTS

CA 44817 * 1/1979

OTHER PUBLICATIONS

Surgical CABG Drape. Online, published date unknown. Retrieved on Aug. 6, 2018 from URL: <https://www.indiamart.com/proddetail/surgical-cabg-drape-15125117488.html>.*

Primary Examiner — Susan Bennett Hattan
Assistant Examiner — Omeed Agilee
(74) *Attorney, Agent, or Firm* — Heslin Rothenberg Farley & Mesiti P.C.; Jacquelyn A. Graff, Esq.

(57) **CLAIM**

The ornamental design for a surgical drape, as shown and described.

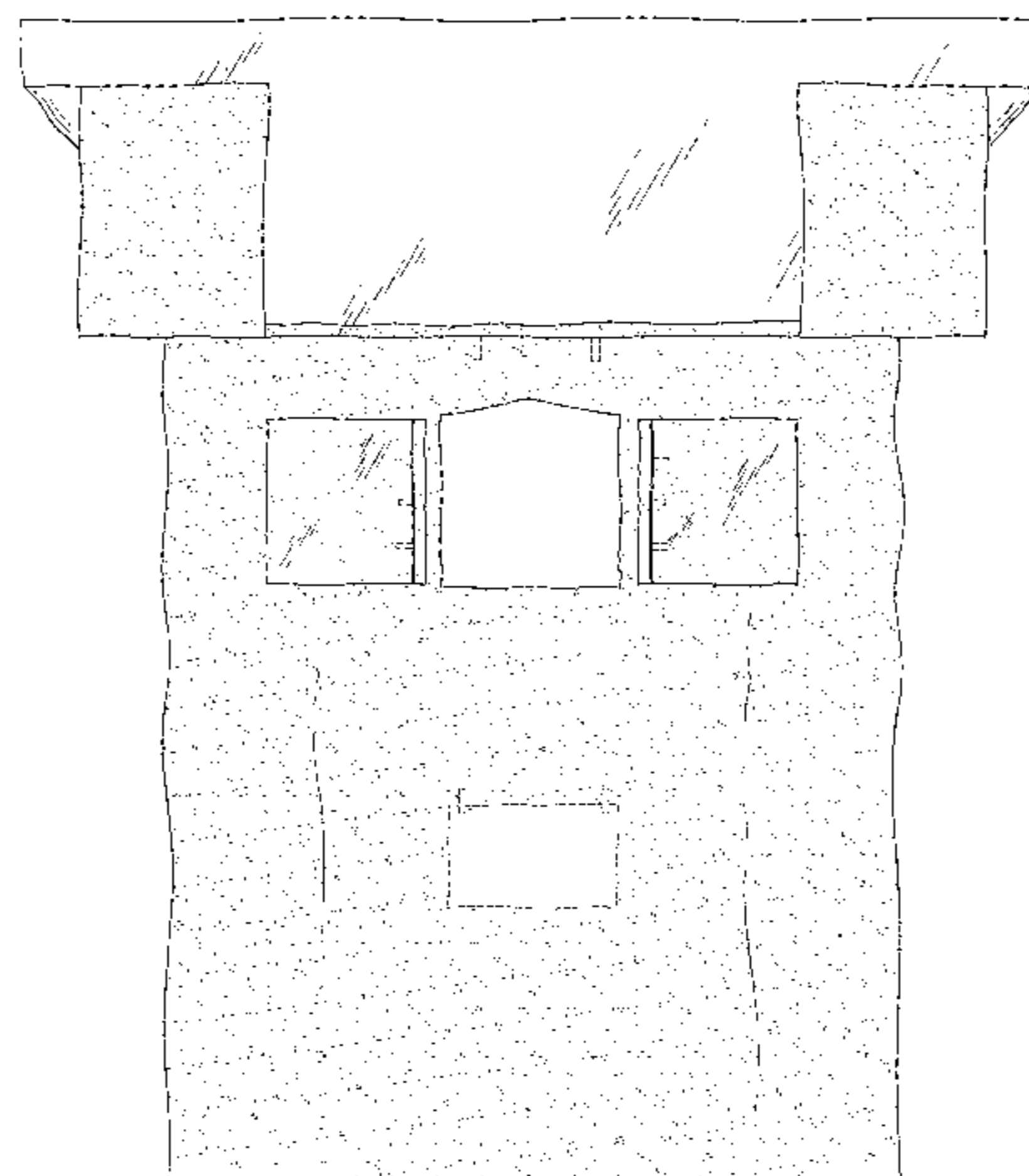
DESCRIPTION

FIG. 1 is a top view of the surgical drape, comprising the new design, shown in a partially folded position for clarity; FIG. 2 is a bottom view of the design of FIG. 1, shown in a partially folded position for clarity; FIG. 3 is a perspective view of the design of FIG. 1, shown in an unfolded position after the arm cover portions are rotated from the partially folded position away from a midline of the surgical drape and with a transparent end portion extending in a generally upward direction; and, FIG. 4 is a side view of the design of FIG. 1, shown in a condition of use disposed over a patient. The broken lines in the drawings depict environmental subject matter that form no part of the claimed design.

1 Claim, 4 Drawing Sheets

(56) **References Cited**
U.S. PATENT DOCUMENTS

- 4,040,418 A * 8/1977 Collins A61B 46/23
128/852
- D256,161 S * 7/1980 Oliver D24/189
- D370,822 S * 6/1996 Palomo D24/192
- D373,921 S * 9/1996 Palomo D24/189
- D403,432 S * 12/1998 Geysen D24/225
- 6,199,553 B1 3/2001 Hafer et al.
- 6,644,317 B1 * 11/2003 Lawton A61B 46/23
128/849
- D637,296 S * 5/2011 Matthews D24/184
- D654,174 S * 2/2012 Matthews D24/184
- D657,179 S * 4/2012 Cupples D6/603
- D658,764 S * 5/2012 Matthews D24/184
- D745,684 S * 12/2015 Henke-Sarmiento D24/184



(56)

References Cited

U.S. PATENT DOCUMENTS

2005/0126577 A1* 6/2005 Griesbach, III A61B 46/00
128/849
2006/0169290 A1* 8/2006 Harris A61B 46/23
128/852
2008/0053462 A1 3/2008 Teves et al.
2009/0178685 A1* 7/2009 Haines A61B 5/411
128/852
2011/0284012 A1 11/2011 McCollough
2013/0152946 A1 6/2013 Sosnowski
2013/0327663 A1 12/2013 Telford
2014/0138270 A1 5/2014 Ghosh
2015/0101616 A1 4/2015 Wiley et al.
2015/0305816 A1 10/2015 Hadzic
2016/0008073 A1* 1/2016 Pecora A61B 46/23
128/852
2016/0345645 A1* 12/2016 Reese A41D 13/1209
2017/0105807 A1* 4/2017 Puentes A61B 46/23

* cited by examiner

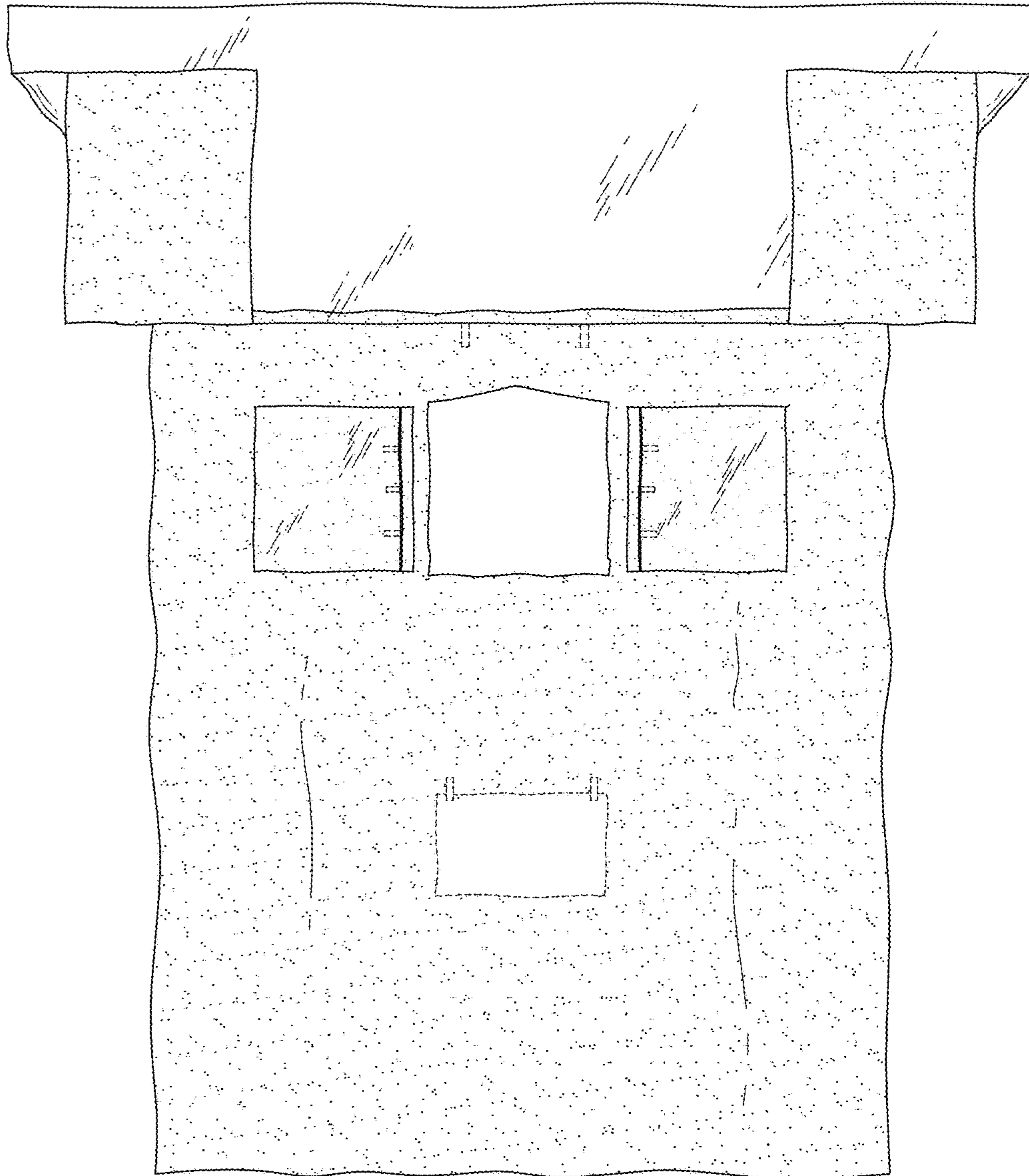


FIG. 1

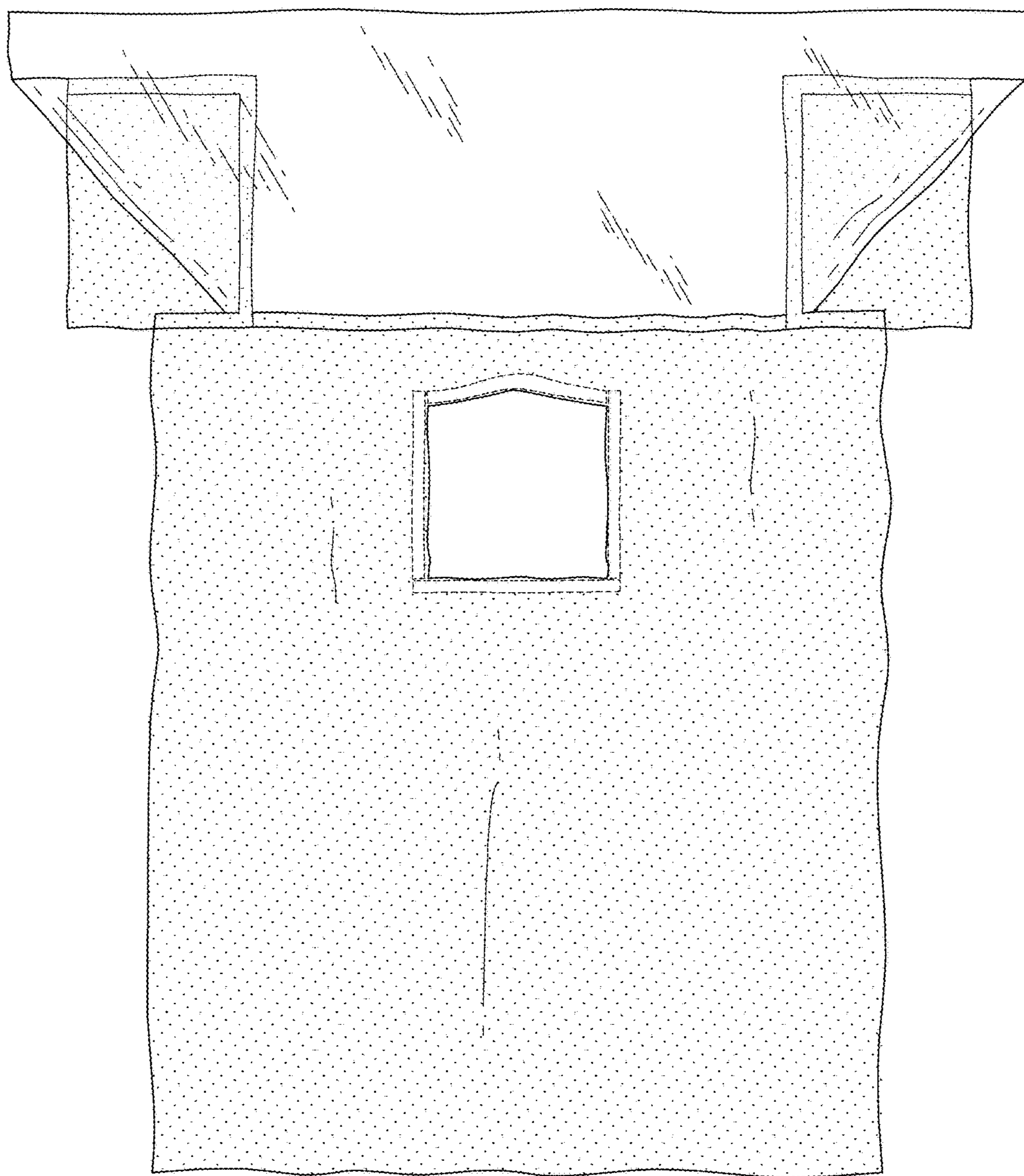


FIG. 2

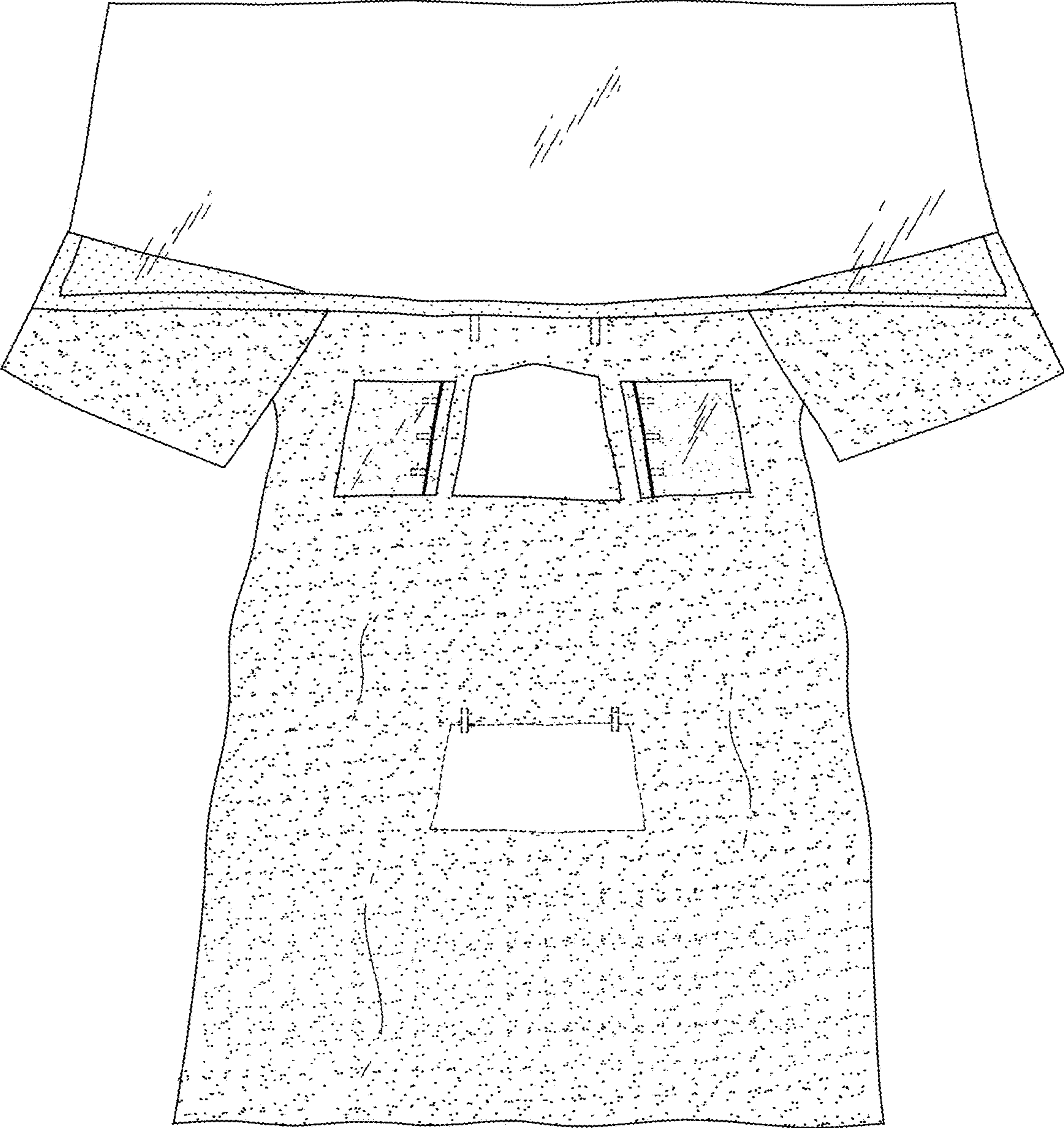


FIG. 3

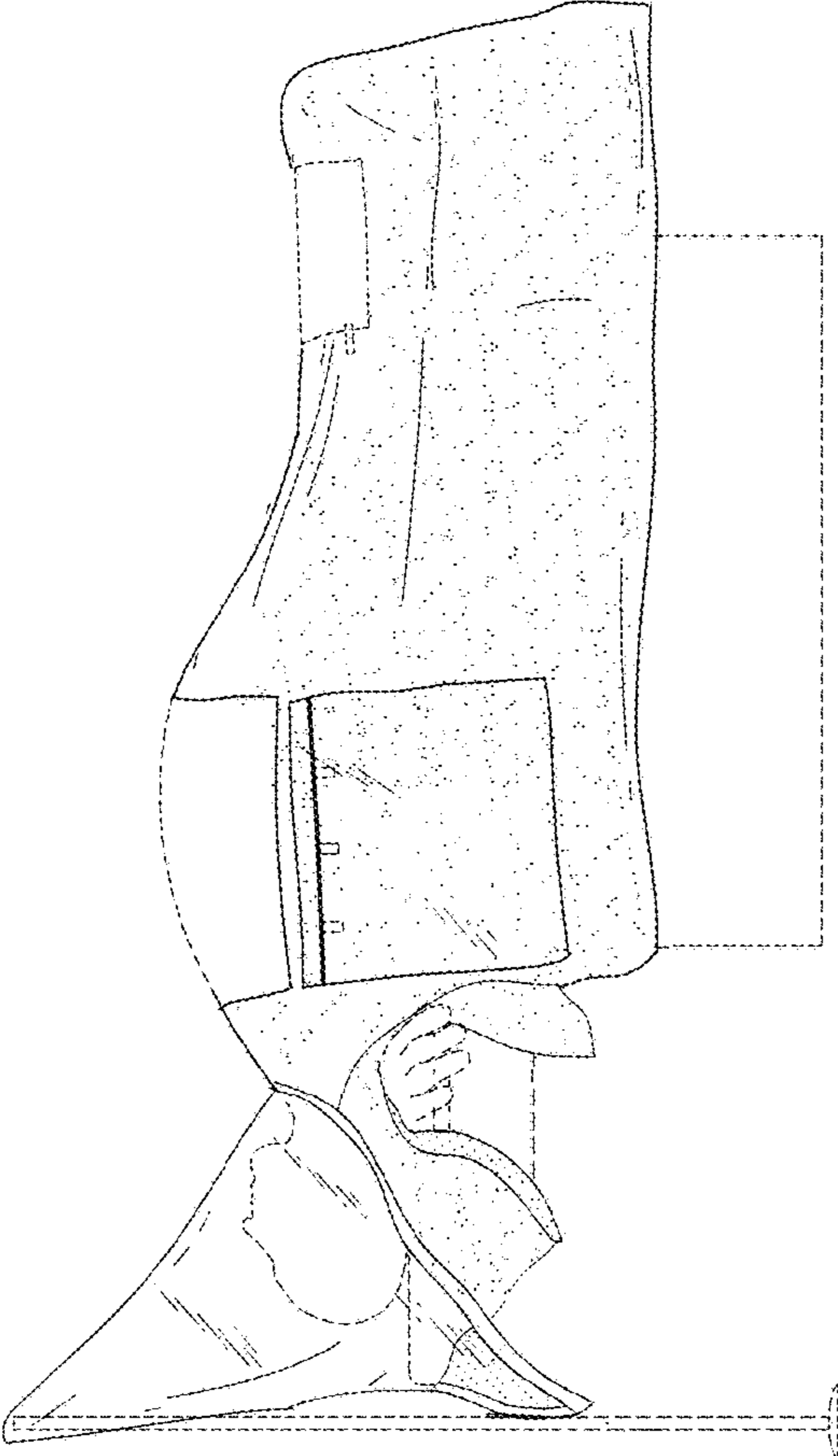


FIG. 4