



US00D868265S

(12) **United States Design Patent**
McCafferty

(10) **Patent No.:** **US D868,265 S**

(45) **Date of Patent:** **** Nov. 26, 2019**

- (54) **TONOMETER TIP HOUSING**
- (71) Applicant: **CATS TONOMETER, LLC**, Tucson, AZ (US)
- (72) Inventor: **Sean J. McCafferty**, Tucson, AZ (US)
- (73) Assignee: **CATS TONOMETER, LLC**, Tucson, AZ (US)
- (**) Term: **15 Years**
- (21) Appl. No.: **29/655,659**
- (22) Filed: **Jul. 5, 2018**
- (51) **LOC (12) Cl.** **24-02**
- (52) **U.S. Cl.**
USPC **D24/172**
- (58) **Field of Classification Search**
USPC D24/172, 150, 140, 133, 217, 112, 157,
D24/155, 158, 190, 129, 135, 137
CPC .. A61B 3/165; A61B 3/16; A61L 2/18; A61G
13/121; A61F 2/16
See application file for complete search history.

- D340,530 S * 10/1993 Conrad D24/217
- D356,867 S * 3/1995 Krupin D24/155
- D363,778 S * 10/1995 Cane D24/129
- 5,474,066 A * 12/1995 Grolman A61B 3/165
600/398
- D387,162 S * 12/1997 Zeimer D24/133
- D429,817 S * 8/2000 Banks D24/190
- D444,236 S * 6/2001 Koop D24/172
- D468,430 S * 1/2003 Hoelbl D24/172
- D566,270 S * 4/2008 Strom D24/137
- D670,813 S * 11/2012 Sommer D24/172
- D688,800 S * 8/2013 Doraiswamy A61F 2/16
D24/157
- D737,450 S * 8/2015 Abelson D24/172
- D743,031 S * 11/2015 Doraiswamy D24/150
- D748,256 S * 1/2016 Wagner D24/140
- D750,223 S * 2/2016 Andino D24/112
- D775,736 S * 1/2017 McCafferty D24/172
- D815,285 S * 4/2018 Lohrenz D24/158
- D822,208 S * 7/2018 Shikayama D24/158
- D836,771 S * 12/2018 Tseng D24/112

(Continued)

Primary Examiner — Rhea Shields
(74) *Attorney, Agent, or Firm* — Yakov Sidorin; Quarles & Brady LLP

(57) **CLAIM**

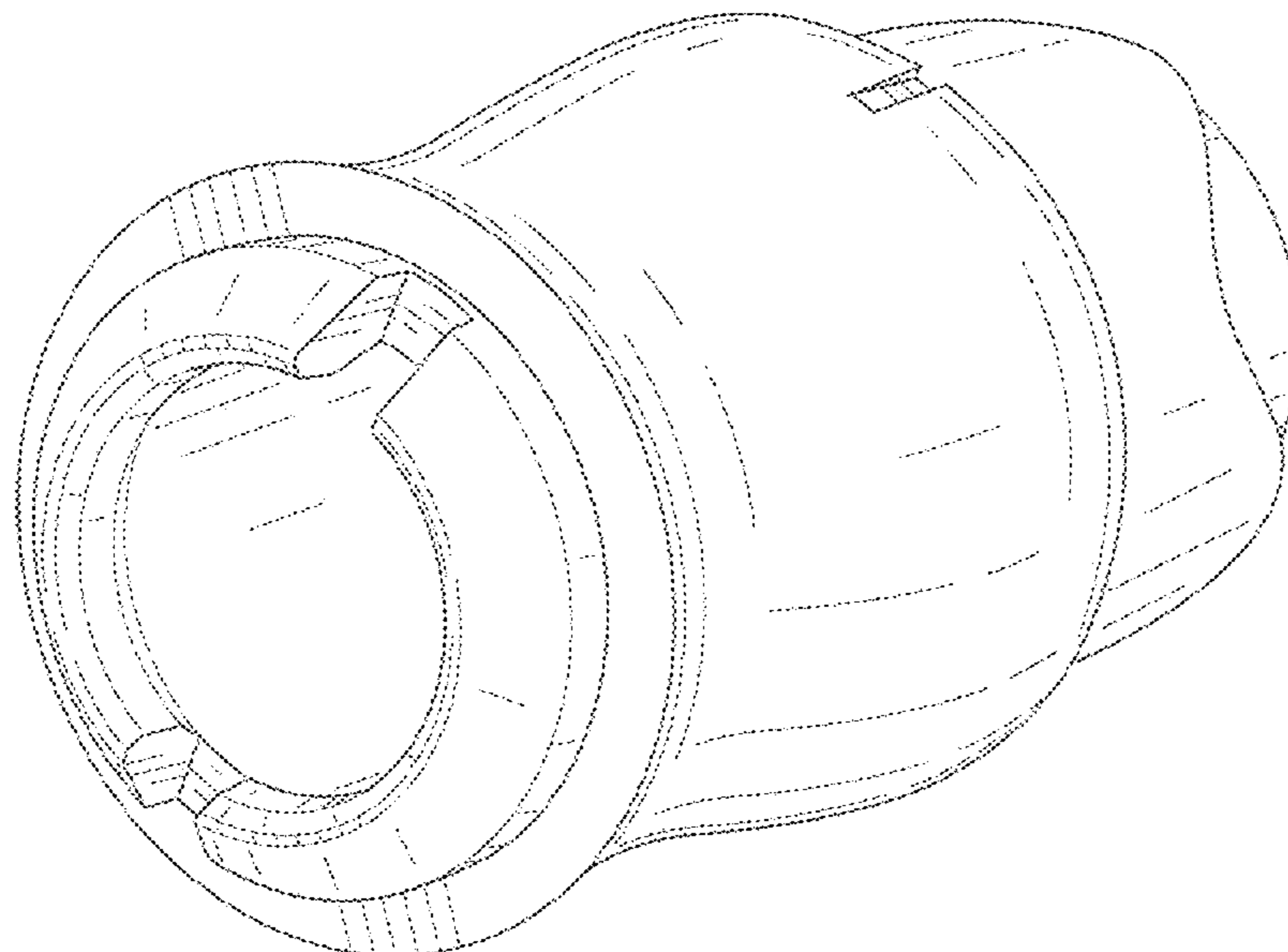
The ornamental design for a tonometer tip housing, as shown and described.

DESCRIPTION

FIG. 1 is a perspective view of the design;
FIG. 2 is another perspective view of the design;
FIG. 3 is a first side elevational view thereof;
FIG. 4 is a second side elevational view thereof;
FIG. 5 is a third side elevational view thereof;
FIG. 6 is a fourth side elevational view thereof;
FIG. 7 is a top plan view thereof; and,
FIG. 8 is a bottom plan view thereof.

1 Claim, 8 Drawing Sheets

- (56) **References Cited**
U.S. PATENT DOCUMENTS
- 3,070,997 A * 1/1963 Papritz A61B 3/16
600/405
- 3,369,548 A * 2/1968 Moore A61G 13/121
5/637
- 4,628,938 A * 12/1986 Lee A61B 3/16
600/405
- 4,735,209 A * 4/1988 Foody A61B 3/16
250/455.11
- 5,031,622 A * 7/1991 LaHaye A61B 3/16
206/316.1
- 5,053,207 A * 10/1991 Lervick A61L 2/18
422/300
- 5,133,750 A * 7/1992 Momose A61F 2/16
623/6.11



(56)

References Cited

U.S. PATENT DOCUMENTS

D841,164 S * 2/2019 Flowers D24/150
D842,991 S * 3/2019 Cable, Jr. D24/135

* cited by examiner

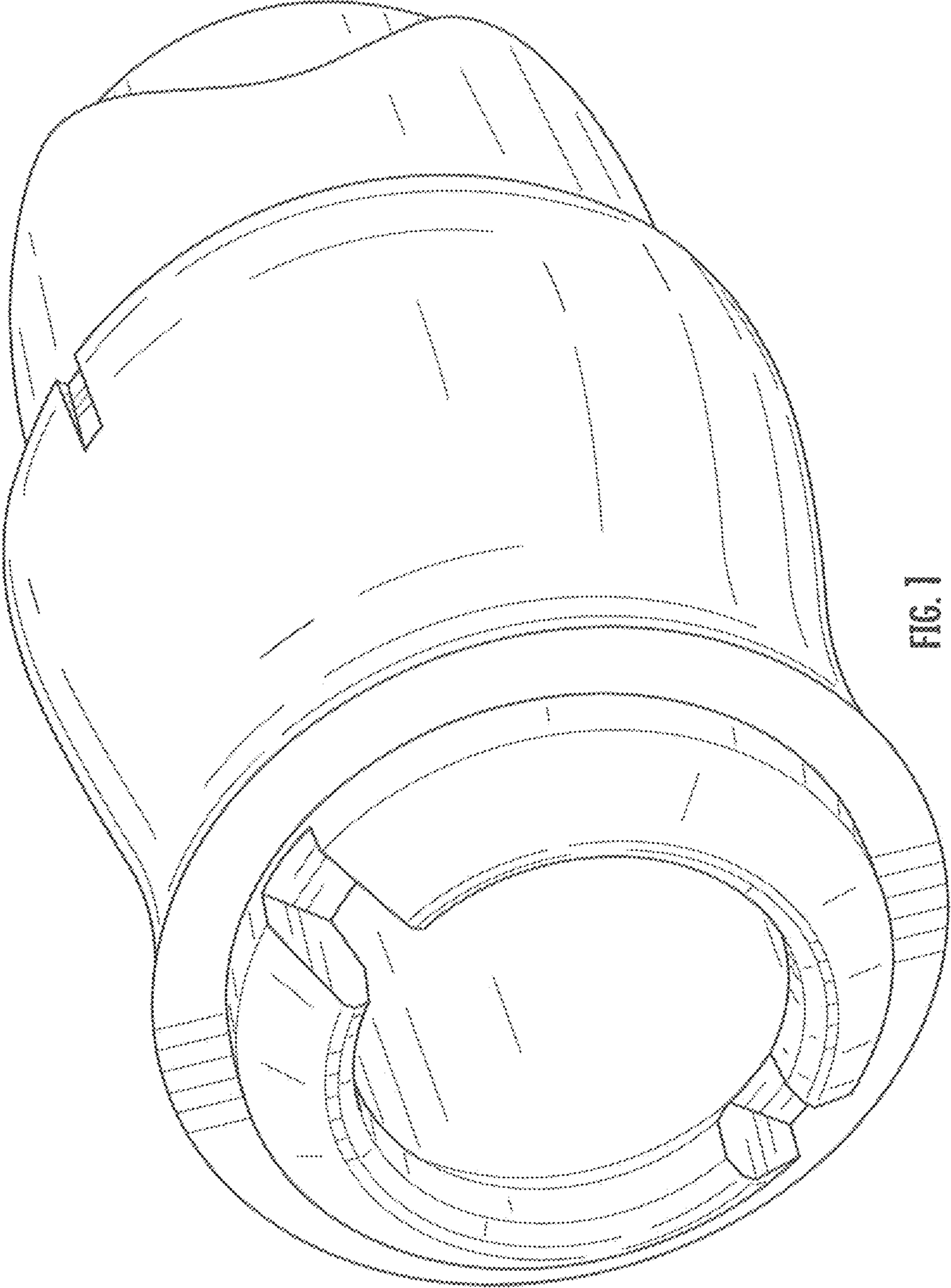


FIG. 1



FIG. 2

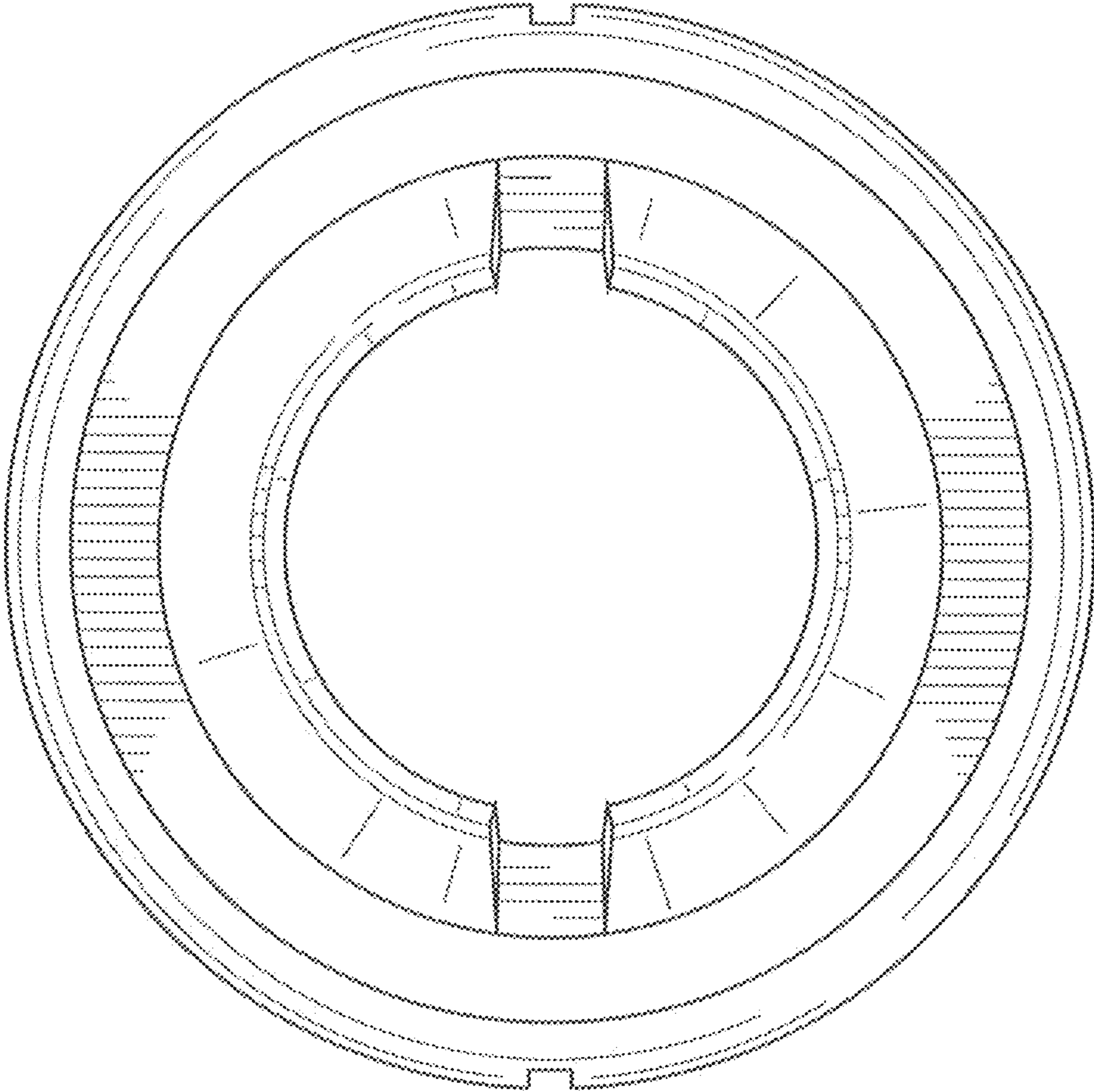


FIG. 3

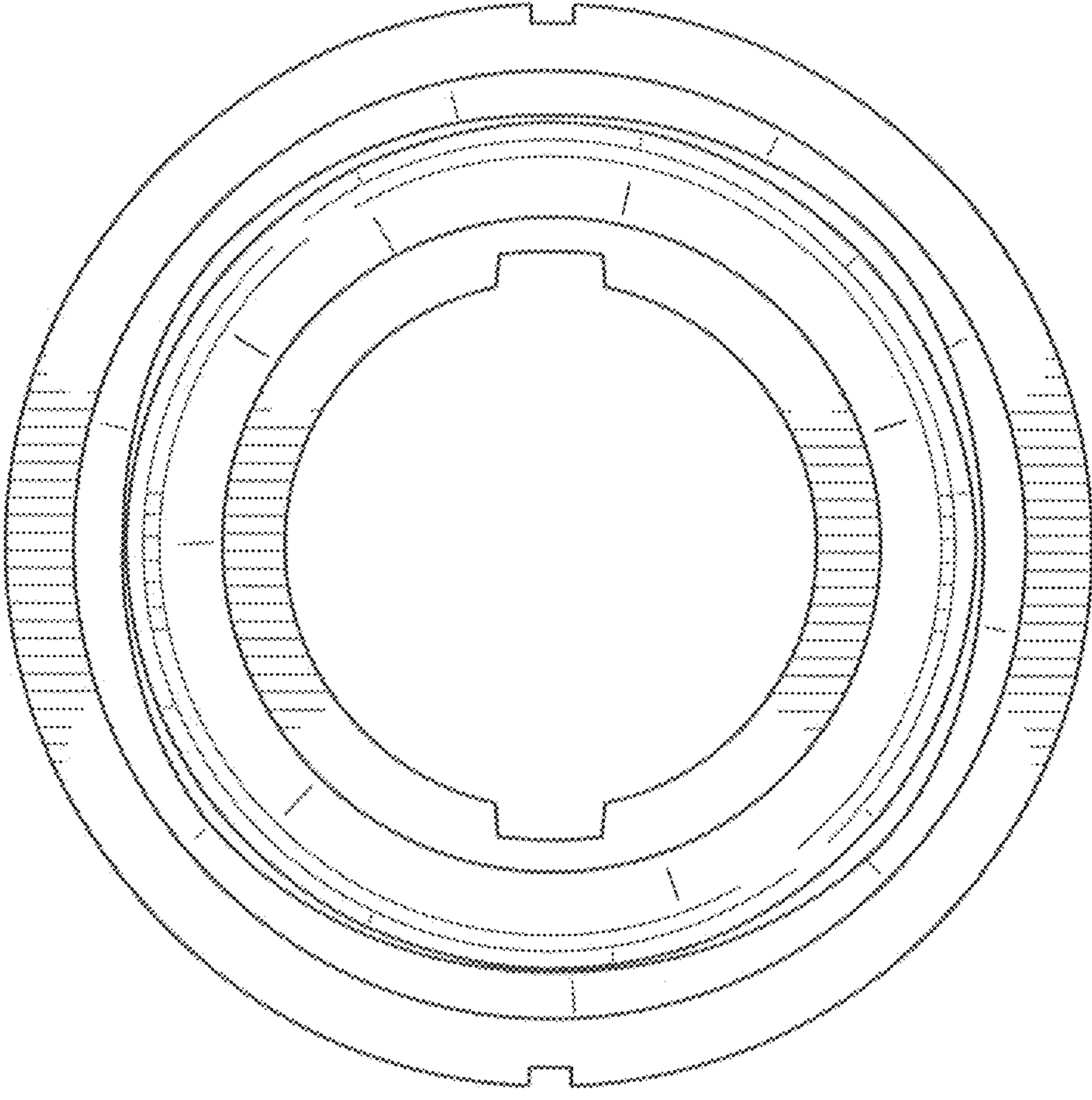


FIG. 4




FIG. 5




FIG. 6




FIG. 7




FIG. 8