



US00D868245S

(12) **United States Design Patent** (10) **Patent No.:** **US D868,245 S**
Holmqvist et al. (45) **Date of Patent:** **** Nov. 26, 2019**

- (54) **HOUSING FOR A MEDICAL INJECTOR**
- (71) Applicant: **SHL GROUP AB**, Nacka Strand (SE)
- (72) Inventors: **Anders Holmqvist**, Varmdo (SE);
Mattias Daniel, Taby (SE); **Hsueh-Yi Chen**, New Taipei (TW)
- (73) Assignee: **SHL MEDICAL AG**, Zug (CH)
- (**) Term: **15 Years**
- (21) Appl. No.: **29/625,159**
- (22) Filed: **Nov. 7, 2017**

8,821,451 B2	9/2014	Daniel	
D714,932 S *	10/2014	Hall	D24/112
9,033,932 B2	5/2015	Holmqvist	
D733,869 S	7/2015	Ratjen	
D757,255 S	5/2016	Wohlfahrt et al.	
D758,567 S	6/2016	Wohlfahrt et al.	
D758,569 S	6/2016	Wohlfahrt et al.	
D758,570 S	6/2016	Wohlfahrt et al.	
D758,571 S	6/2016	Geert-Jensen et al.	
D767,119 S	9/2016	Hauck et al.	
D794,178 S *	8/2017	Daniel	A61M 5/2033 D24/113
9,943,649 B2 *	4/2018	Shang	A61M 5/2033
D819,198 S *	5/2018	Boyaval	D24/113
D819,200 S *	5/2018	Stonecipher	D24/114
D819,804 S *	6/2018	Knight	D24/113

(Continued)

Related U.S. Application Data

- (60) Division of application No. 29/546,587, filed on Nov. 24, 2015, which is a continuation of application No. 14/365,635, filed as application No. PCT/SE2012/051365 on Dec. 10, 2012.
- (51) **LOC (12) Cl.** **24-02**
- (52) **U.S. Cl.**
USPC **D24/112**
- (58) **Field of Classification Search**
USPC D24/112-114, 108, 130, 127, 133, 186;
606/181, 185; 604/264, 523-528, 272,
604/164.01-164.11, 187, 93.01; 600/101,
600/139, 143; 128/200.24, 207.14,
128/207.15
CPC A61M 5/178; A61M 3/00; A61M 5/20;
A61M 5/31; A61M 5/3146; A61M 5/3129
See application file for complete search history.

References Cited

U.S. PATENT DOCUMENTS

7,488,297 B2	2/2009	Flaherty	
D619,244 S	7/2010	Van der Stappen	
D696,774 S *	12/2013	Guarraia	D24/113
D708,317 S	7/2014	Schneider et al.	

Primary Examiner — David G Muller

(74) *Attorney, Agent, or Firm* — McDonnell Boehnen Hulbert & Berghoff LLP

(57) **CLAIM**

The ornamental housing for a housing of a medical injector, as shown and described.

DESCRIPTION

FIG. 1 shows a perspective view of a second embodiment of the housing viewed from the front and left of and above the medical injector with a cap portion of the housing removed from a proximal portion of the housing;

FIG. 2 shows a front end view of the housing;

FIG. 3 shows a rear end view of the housing;

FIG. 4 shows a left side view of the housing;

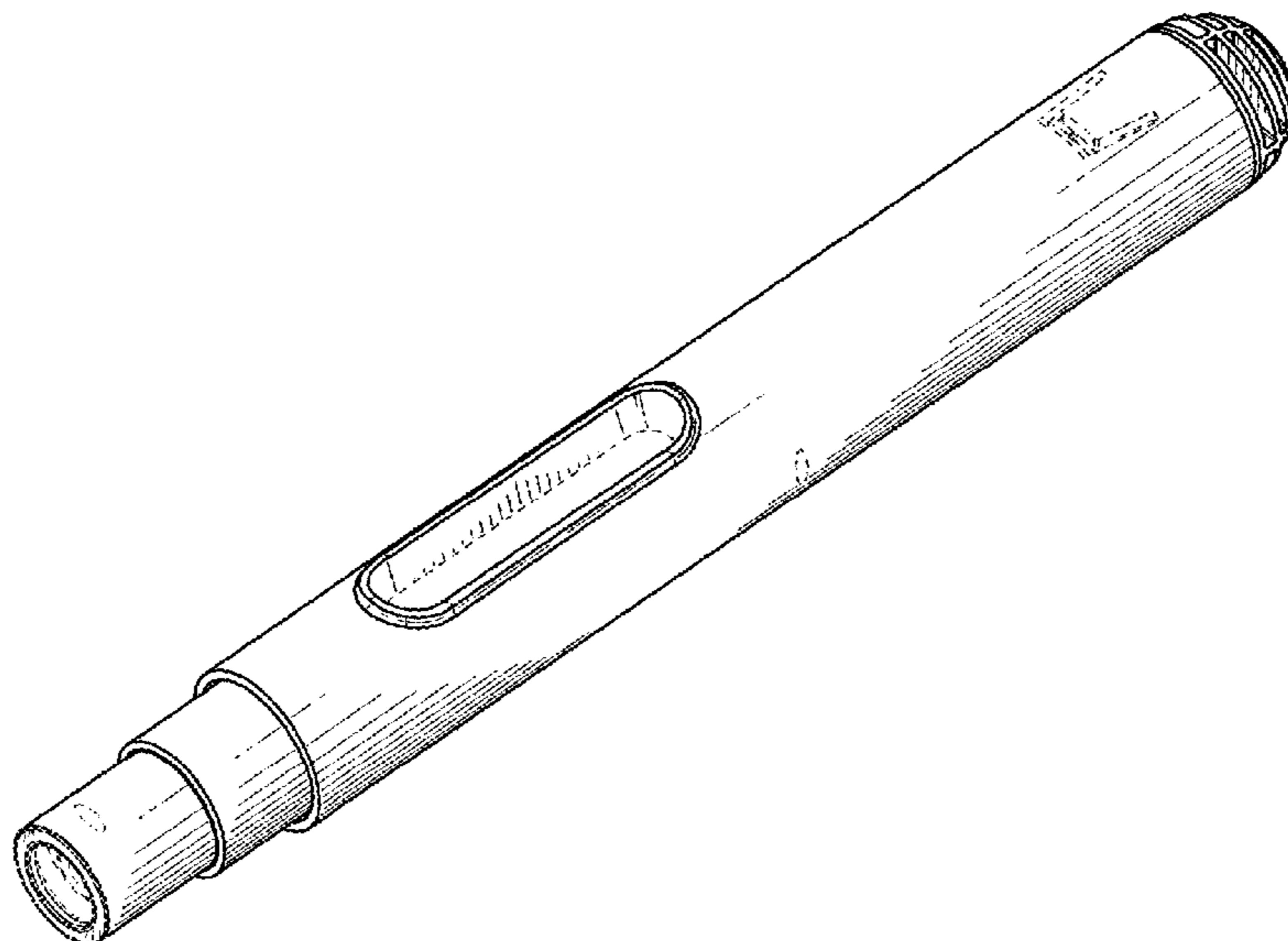
FIG. 5 shows a right side view of the housing;

FIG. 6 shows a bottom view of the housing; and,

FIG. 7 shows a top view of the housing.

The broken line showing is for the purpose of illustrating portions of the article and forms no part of the claimed design. The broken line which defines the bounds of the claimed invention forms no part of the claimed design.

1 Claim, 3 Drawing Sheets



(56)

References Cited

U.S. PATENT DOCUMENTS

D822,198 S *	7/2018	Stonecipher	D24/113
D824,023 S *	7/2018	Grimoldby	D24/113
D827,128 S *	8/2018	Boyaval	D24/117
D830,538 S *	10/2018	Guillermo	D24/112
D830,539 S *	10/2018	Boyaval	D24/113
D851,754 S *	6/2019	Boyaval	D24/113

* cited by examiner

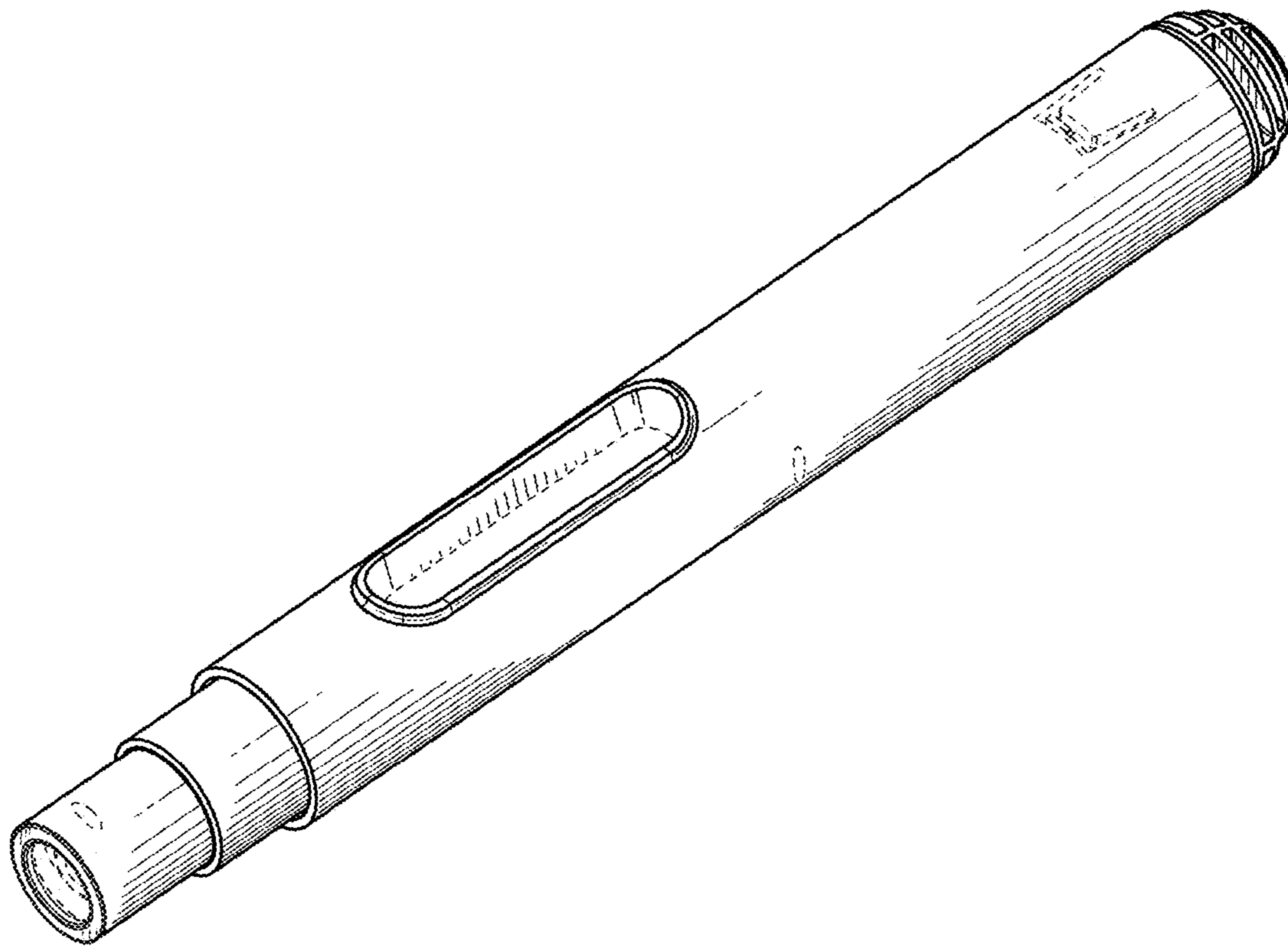


FIG. 1

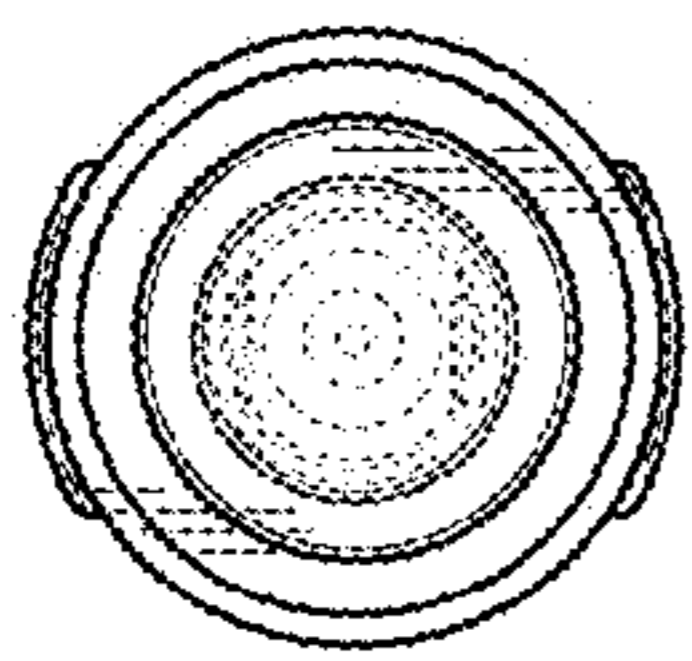


FIG. 2

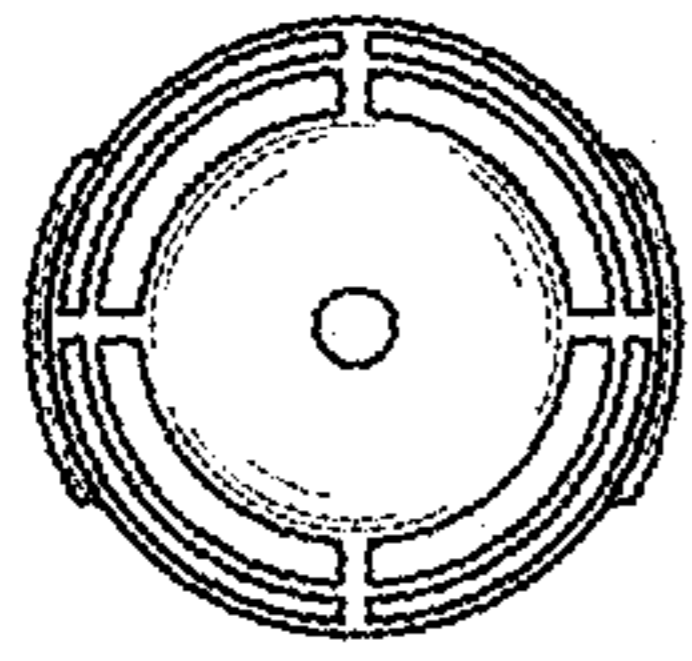


FIG. 3

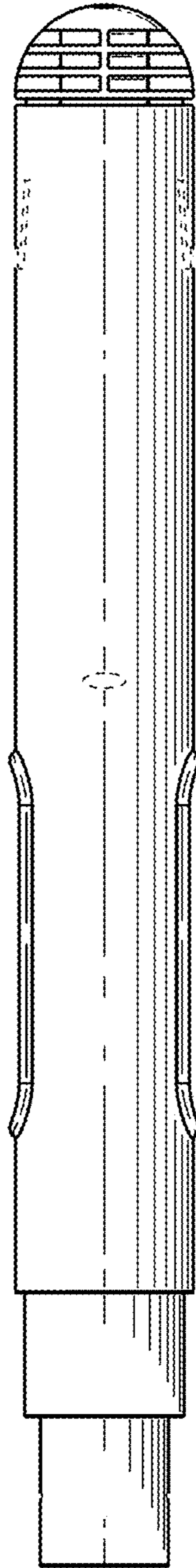


FIG. 4

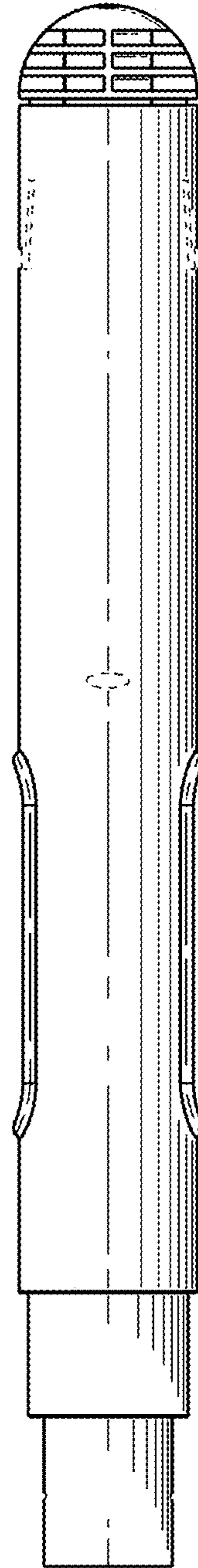


FIG. 5

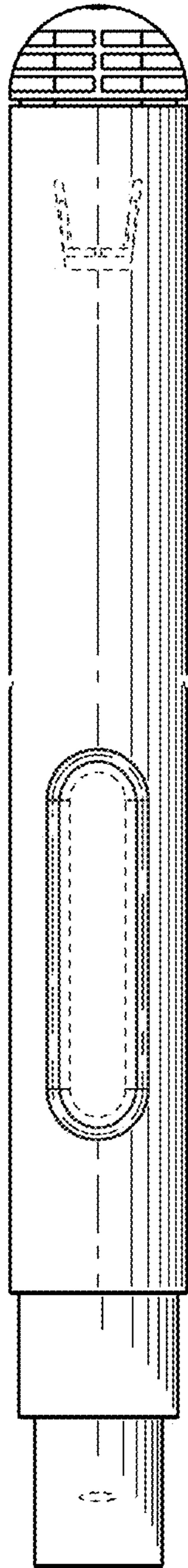


FIG. 6

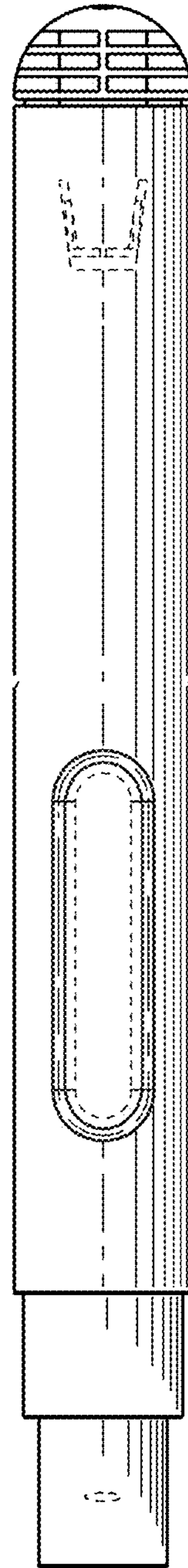


FIG. 7