



US00D868232S

(12) **United States Design Patent**  
**Tanner**

(10) **Patent No.:** **US D868,232 S**

(45) **Date of Patent:** **\*\* Nov. 26, 2019**

(54) **HUMIDIFIER / DIFFUSER WITH MOOD LIGHT**

(71) Applicant: **Bear Down Brands, LLC**, Huntington Beach, CA (US)

(72) Inventor: **Dayne Nathaniel Tanner**, Concord, CA (US)

(73) Assignee: **Bear Down Brands, LLC**, Huntington Beach, CA (US)

(\*\*) Term: **15 Years**

(21) Appl. No.: **29/663,285**

(22) Filed: **Sep. 13, 2018**

(51) **LOC (12) Cl.** ..... **23-04**

(52) **U.S. Cl.**  
USPC ..... **D23/356**

(58) **Field of Classification Search**

USPC ..... D23/355-366, 352, 369, 332, 333, 335, D23/336, 342, 351; 422/120, 122; 55/356, 473, 504; 96/971; 261/DIG. 17, 261/DIG. 65, DIG. 88, DIG. 31  
CPC .. A61L 9/16; A61L 9/22; B01D 47/00; B01D 47/027; B01D 2221/02; B01D 2259/4508; B03C 3/155; B03C 3/368; F24F 3/16; F24F 13/20; F24F 13/28

See application file for complete search history.

(56) **References Cited**

**U.S. PATENT DOCUMENTS**

D401,317 S \* 11/1998 Gillies ..... D23/356  
D488,281 S \* 4/2004 Min ..... D1/110

D660,973 S \* 5/2012 Baumwald ..... D24/208  
D694,988 S \* 12/2013 Couttenye ..... D1/128  
D700,692 S \* 3/2014 Engelhardt ..... D23/360  
D708,728 S \* 7/2014 Yoo ..... D23/364  
D716,433 S \* 10/2014 Milon ..... A61L 9/03  
D716,435 S \* 10/2014 Propes ..... D23/366  
D753,279 S \* 4/2016 Li ..... D23/366  
D802,728 S \* 11/2017 Trazzi ..... D23/367  
D845,460 S \* 4/2019 Li ..... D23/366  
D850,608 S \* 6/2019 Garcia ..... D23/386  
D856,501 S \* 8/2019 Netkin ..... D23/366

\* cited by examiner

*Primary Examiner* — David G Muller

(74) *Attorney, Agent, or Firm* — Gloria Tsui-Yip, Esq.;  
Gottlieb, Rackman & Reisman, P.C.


(57) **CLAIM**

The ornamental design for a humidifier/diffuser with mood light, as shown and described.

**DESCRIPTION**

FIG. 1 is a rear elevational view of my new design;  
FIG. 2 is a top plan view thereof;  
FIG. 3 is a front elevational view thereof;  
FIG. 4 is a bottom plan view thereof;  
FIG. 5 is a right side view thereof;  
FIG. 6 is a left side view thereof;  
FIG. 7 is a perspective view thereof; and,  
FIG. 8 is another perspective view thereof.  
The broken lines illustrate environmental structure which form no part of the claimed design.

**1 Claim, 5 Drawing Sheets**



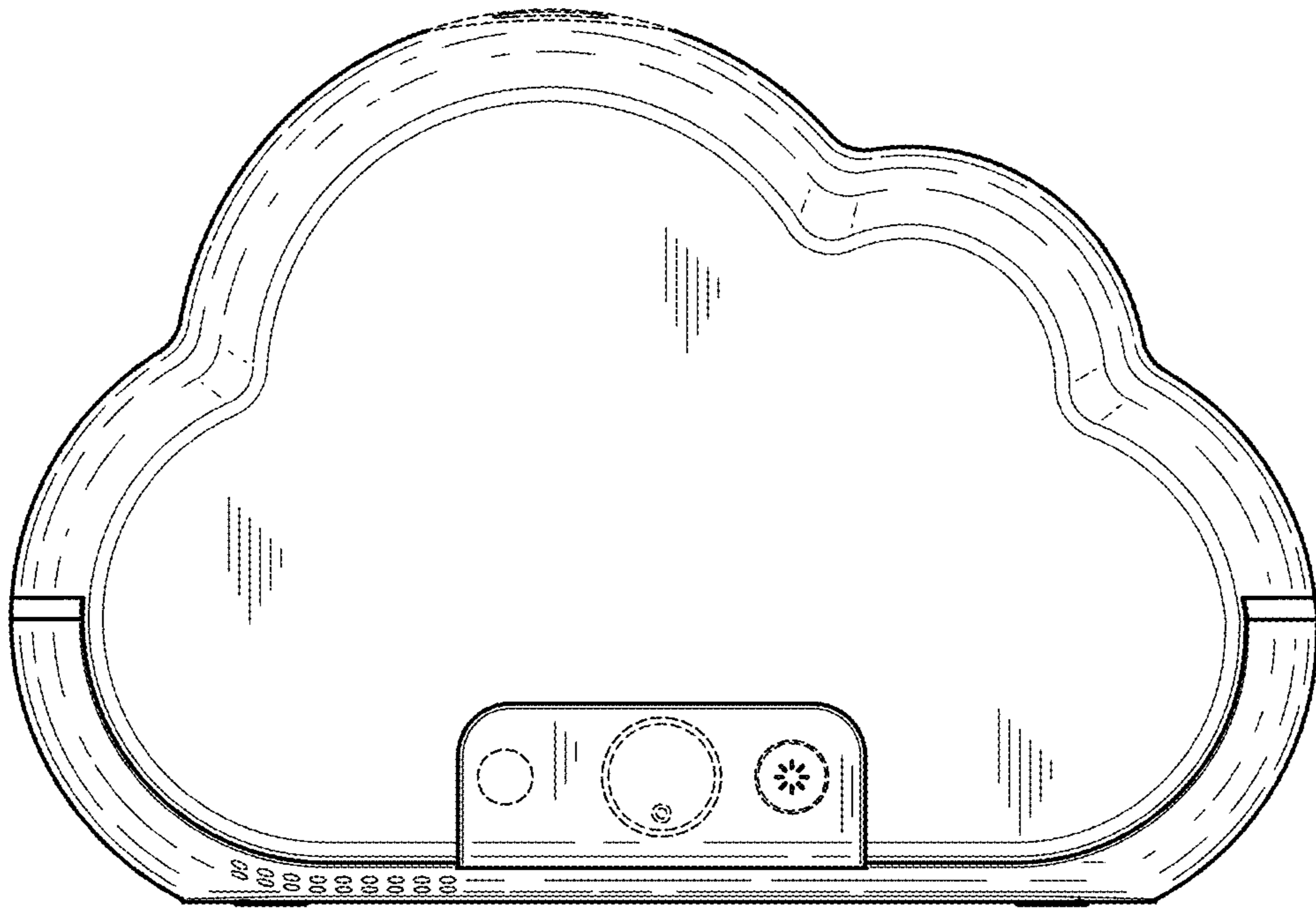


FIG.1

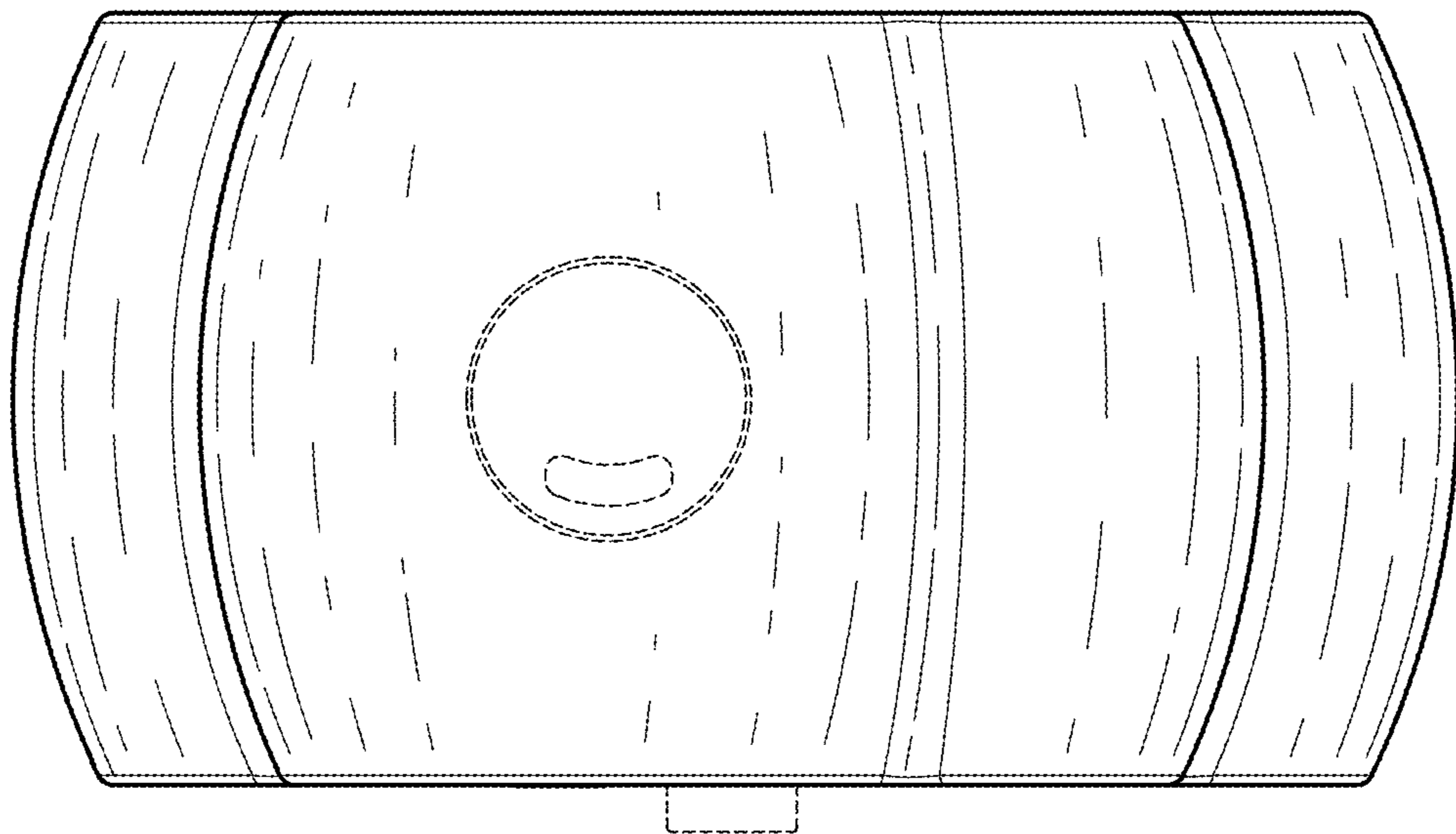


FIG.2

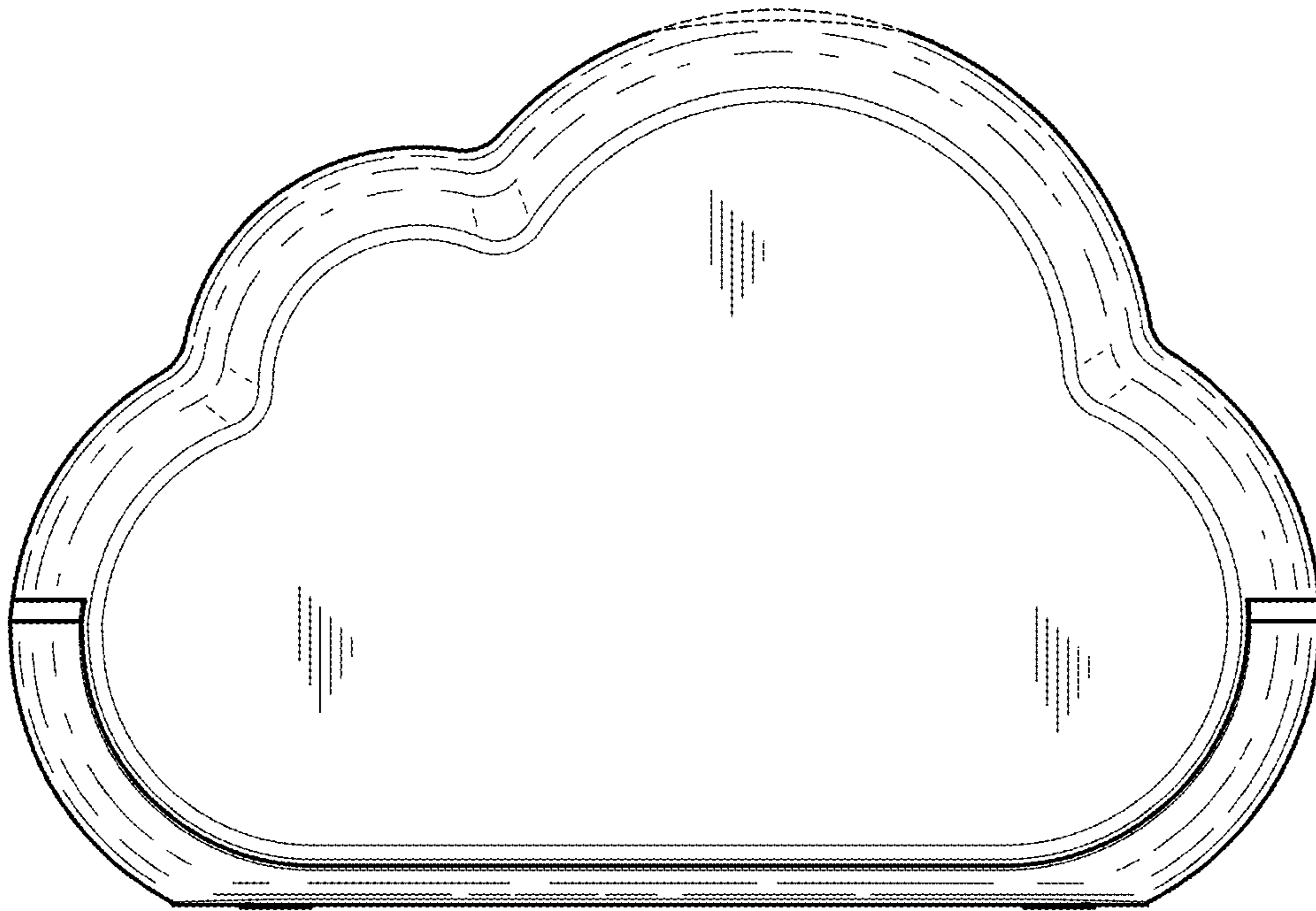


FIG.3

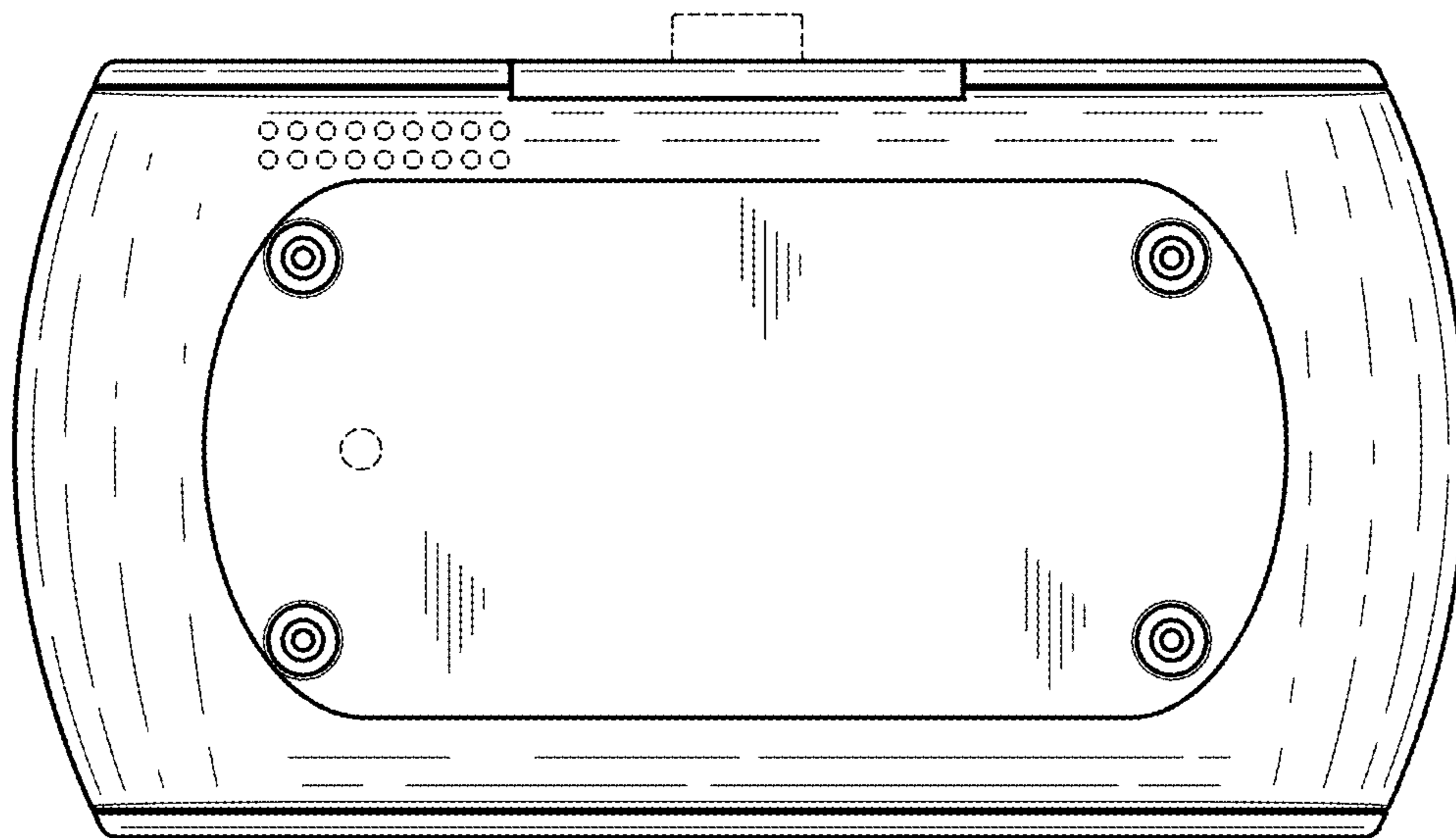


FIG.4

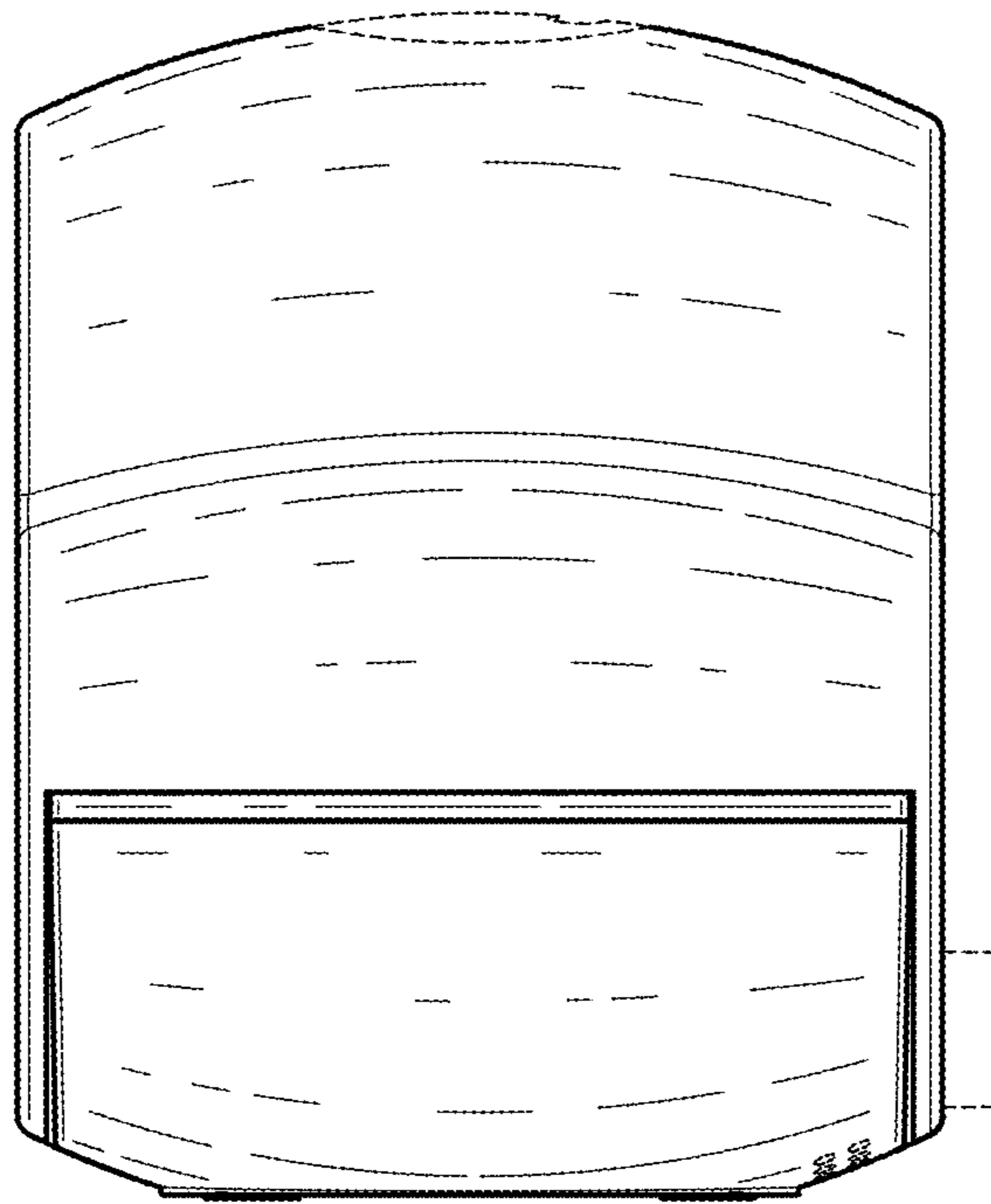


FIG.5

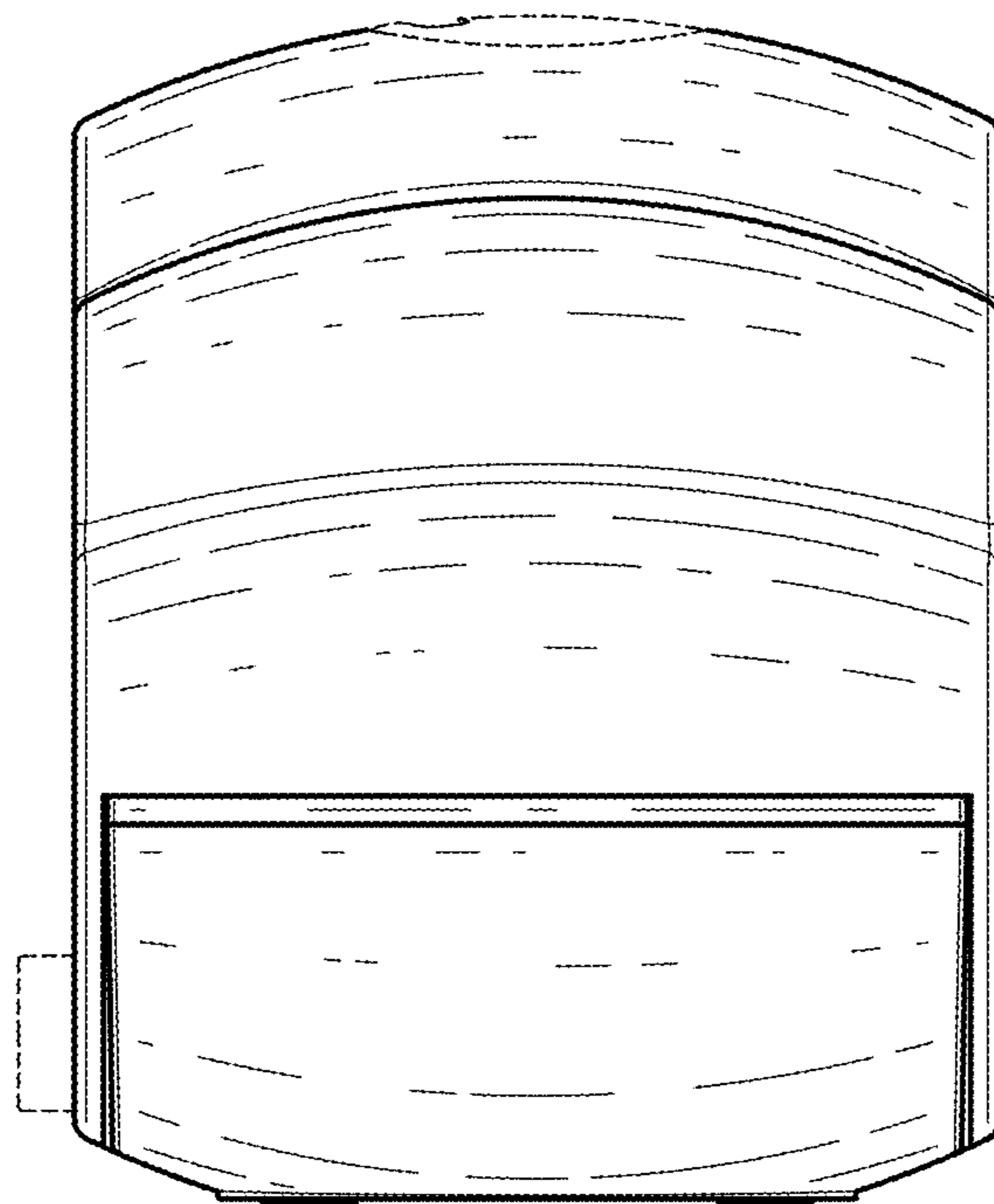


FIG.6

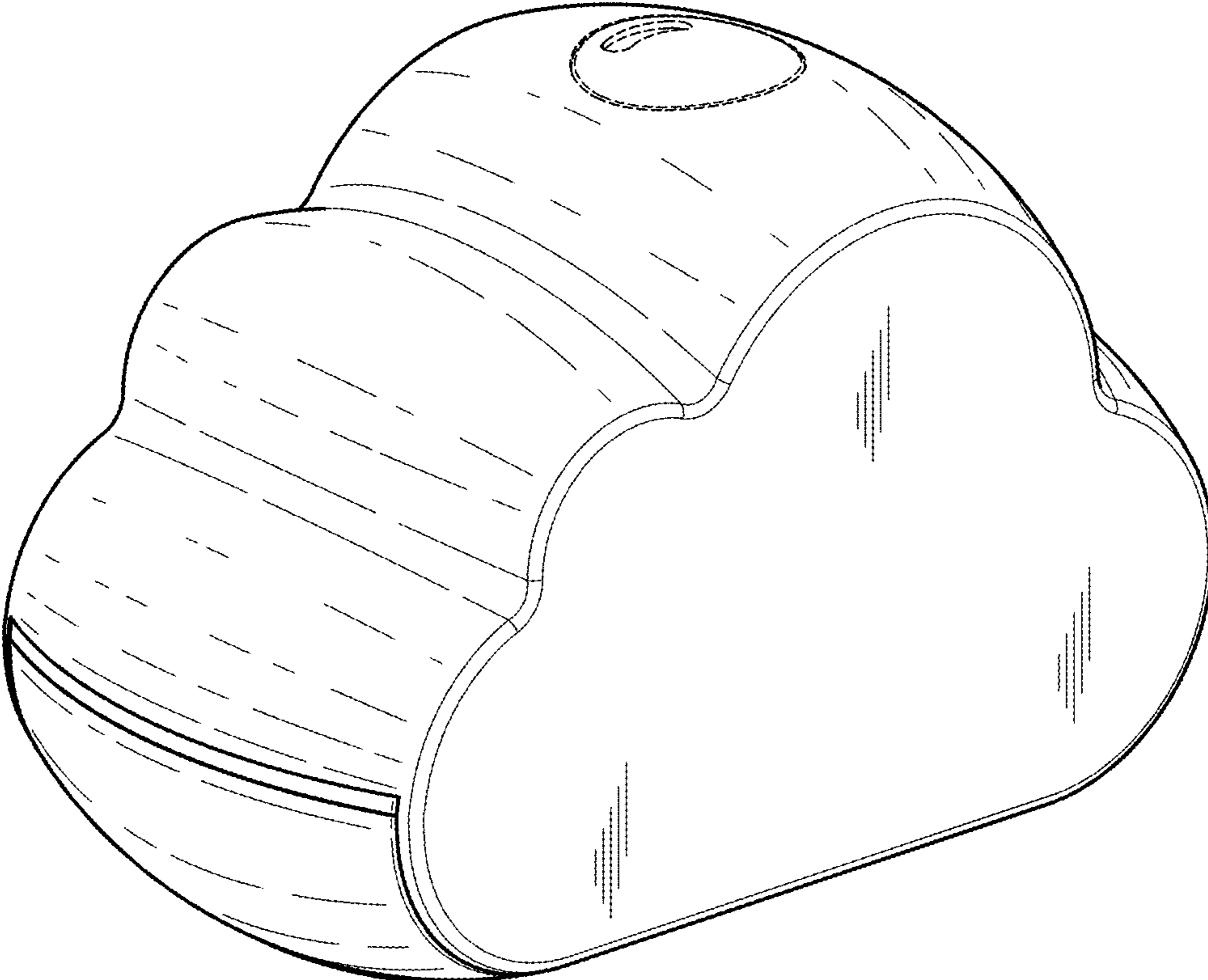


FIG.7




FIG.8