



US00D868222S

(12) **United States Design Patent** (10) **Patent No.:** **US D868,222 S**  
**Bucher** (45) **Date of Patent:** **\*\* \*Nov. 26, 2019**

(54) **SHOWER BASE**  
(71) Applicant: **AS America, Inc.**, Piscataway, NJ (US)  
(72) Inventor: **Christophe Bucher**, Hillsborough, NJ (US)  
(73) Assignee: **AS America, Inc.**, Piscataway, NJ (US)  
(\* ) Notice: This patent is subject to a terminal disclaimer.

(\*\*) Term: **15 Years**

(21) Appl. No.: **29/630,385**

(22) Filed: **Dec. 20, 2017**

(51) **LOC (12) Cl.** ..... **23-02**

(52) **U.S. Cl.**  
USPC ..... **D23/304**

(58) **Field of Classification Search**  
USPC ..... D23/303, 304, 305, 275, 277, 283;  
D32/55, 56; D6/524, 708.21  
CPC ..... A47K 3/40; A47K 3/405; A47K 3/022;  
A47K 3/28; A47K 3/282  
See application file for complete search history.

(56) **References Cited**

**U.S. PATENT DOCUMENTS**

D351,019 S	9/1994	Moore et al.	
D480,455 S	10/2003	Painter et al.	
D486,208 S	2/2004	Piatt et al.	
D532,877 S	11/2006	Hisey	
D540,926 S *	4/2007	Flores	..... D23/304
D541,913 S	5/2007	Piatt	
D596,721 S	7/2009	Hisey	
D596,722 S	7/2009	Hisey	
D609,316 S	2/2010	Hisey	
D611,129 S	3/2010	Hisey	
D612,027 S *	3/2010	Hisey	..... D23/304
D612,180 S	3/2010	Mayer	
D613,839 S *	4/2010	Hisey	..... D23/304
7,739,757 B2	6/2010	Witt	

8,474,068 B2	7/2013	Kik, Sr. et al.
D731,630 S	6/2015	DeSocio
D750,764 S	3/2016	DeSocio
9,462,916 B2	10/2016	Adams
D776,246 S	1/2017	Licini
D785,148 S	4/2017	Licini
9,611,634 B2	4/2017	Erlebach
D792,954 S	7/2017	Sander et al.
2006/0191067 A1	8/2006	Sadler
2008/0148474 A1	6/2008	Witt

(Continued)

**FOREIGN PATENT DOCUMENTS**

CA	2514275 A1 *	2/2006	.....	A47K 3/40
DE	101 31 338	9/2002		

(Continued)

**OTHER PUBLICATIONS**

Bucher et al., U.S. Office Action dated Dec. 12, 2018, directed to U.S. Appl. No. 29/637,917; 8 pages.

(Continued)

*Primary Examiner* — Sheryl Lane  
*Assistant Examiner* — Samantha N Wood  
(74) *Attorney, Agent, or Firm* — Morrison & Foerster LLP

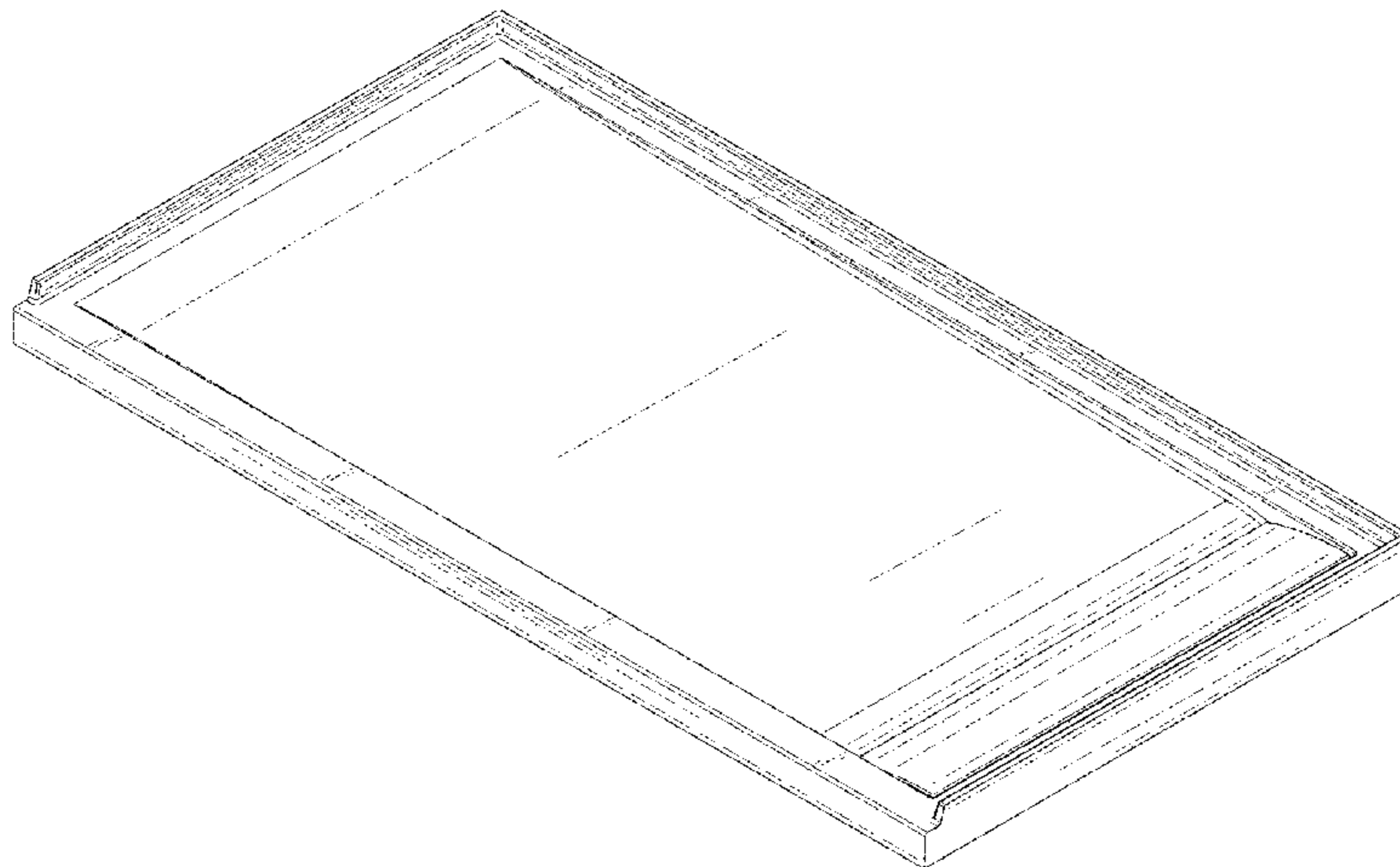
(57) **CLAIM**

I claim the ornamental design for a shower base, as shown and described.

**DESCRIPTION**

FIG. 1 is a front perspective view of a shower base showing my new design;  
FIG. 2 is a front view thereof;  
FIG. 3 is a rear view thereof;  
FIG. 4 is a side view thereof;  
FIG. 5 is a side view of the opposite side of FIG. 4; and,  
FIG. 6 is a top view thereof.

**1 Claim, 4 Drawing Sheets**



(56)

**References Cited**

U.S. PATENT DOCUMENTS

2013/0276226 A1 10/2013 Cook et al.  
2016/0166121 A1 6/2016 Zimbric  
2017/0164791 A1\* 6/2017 Provence ..... A47K 3/405  
2017/0196413 A1 7/2017 Sander et al.

FOREIGN PATENT DOCUMENTS

DE 102007010598 9/2008  
EM 000293675-0001 4/2005  
EP 1857029 11/2007  
JP 2000-265513 9/2000  
RU 74583 4/2010

OTHER PUBLICATIONS

Bucher et al., U.S. Office Action dated Dec. 12, 2018, directed to U.S. Appl. No. 29/637,921; 7 pages.  
Bucher et al., U.S. Office Action dated Dec. 12, 2018, directed to U.S. Appl. No. 29/637,922; 6 pages.

Bucher, U.S. Office Action dated Dec. 12, 2018, directed to U.S. Appl. No. 29/630,377; 6 pages.  
Bucher, U.S. Office Action dated Dec. 12, 2018, directed to U.S. Appl. No. 29/630,379; 7 pages.  
Bucher, U.S. Office Action dated Dec. 12, 2018, directed to U.S. Appl. No. 29/630,386; 6 pages.  
Bucher, U.S. Office Action dated Dec. 12, 2018, directed to U.S. Appl. No. 29/630,388; 9 pages.  
Bucher, U.S. Office Action dated Dec. 12, 2018, directed to U.S. Appl. No. 29/630,389; 7 pages.  
First Notification to Make Rectification dated Nov. 14, 2018, directed to CN Application No. 201830463529.6; 2 pages.  
Mincey Marble Manufacturing. (2006) "Installation Instructions for Mincey Marble Manufacturing's Standard Cast Marble Trench Drain Shower Pan—Residence Inn by Marriott"; 3 pages.  
Bucher, U.S. Office Action dated Apr. 2, 2019, directed to U.S. Appl. No. 29/630,389; 5 pages.  
Examination Report dated May 7, 2019, directed to Canadian Application No. 183084; 3 pages.

\* cited by examiner

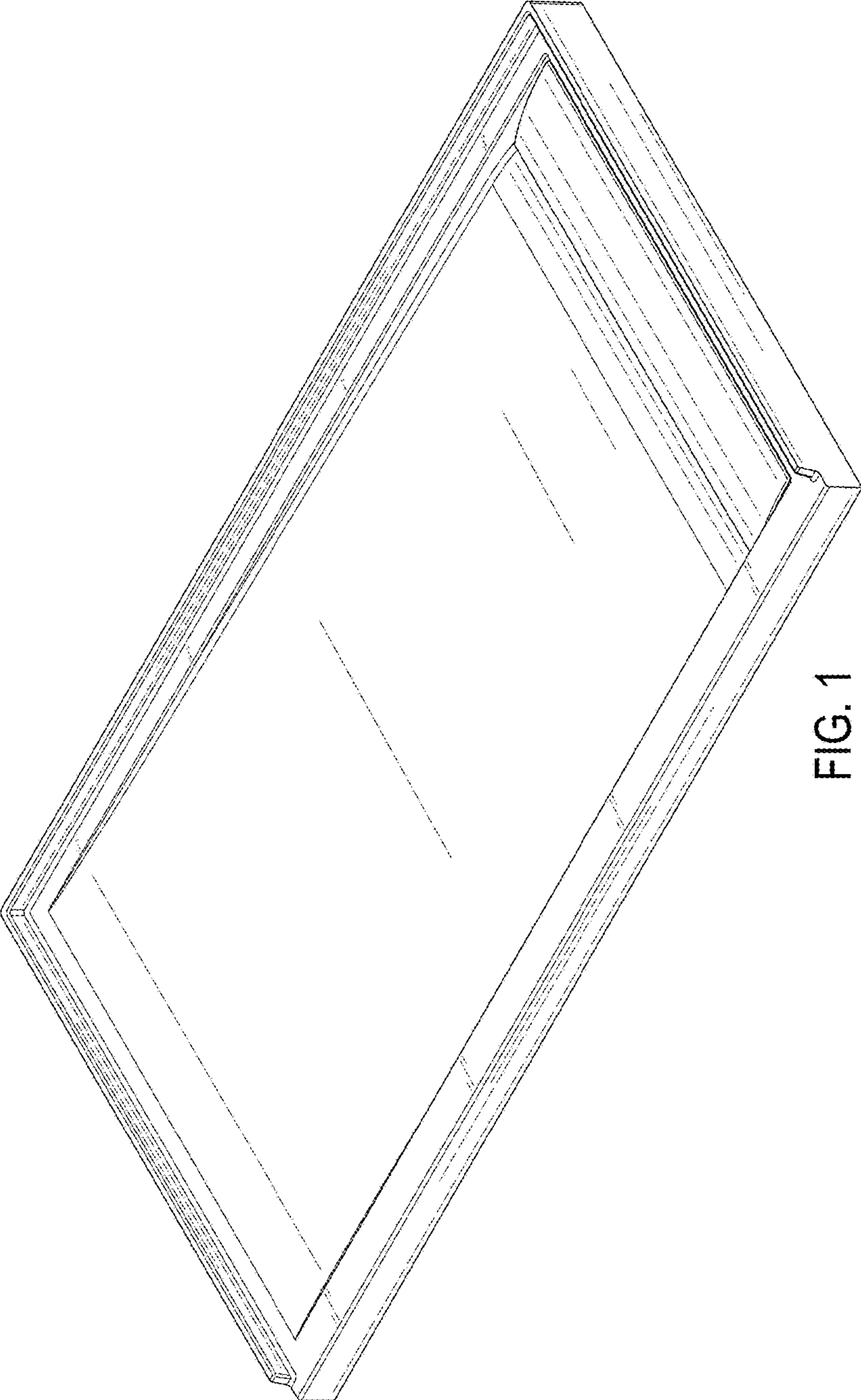


FIG. 1




FIG. 2




FIG. 3




FIG. 4




FIG. 5




FIG. 6