



US00D868208S

(12) **United States Design Patent**
Garland

(10) **Patent No.:** **US D868,208 S**

(45) **Date of Patent:** **** Nov. 26, 2019**

(54) **HANDSHOWER**

(71) Applicant: **DELTA FAUCET COMPANY,**
Indianapolis, IN (US)

(72) Inventor: **Celine Kwok Garland,** Zionsville, IN
(US)

(73) Assignee: **DELTA FAUCET COMPANY,**
Indianapolis, IN (US)

(**) Term: **15 Years**

(21) Appl. No.: **29/634,073**

(22) Filed: **Jan. 18, 2018**

(51) **LOC (12) Cl.** **23-01**

(52) **U.S. Cl.**
USPC **D23/223**

(58) **Field of Classification Search**
USPC D23/213, 223, 226, 228, 239, 238
CPC .. B05B 1/00; B05B 1/02; B05B 1/005; B05B
1/14; B05B 1/18; B05B 1/185
See application file for complete search history.

(56) **References Cited**

U.S. PATENT DOCUMENTS

4,545,533	A	*	10/1985	Botnick	F16K 19/00 137/853
D453,813	S	*	2/2002	Gottwald	D23/223
D495,028	S	*	8/2004	Jorgensen	D23/223
D529,986	S	*	10/2006	Chan	D23/213
D538,395	S	*	3/2007	Starck	D23/223
D581,485	S	*	11/2008	Kollmann	D23/223
7,546,646	B2	*	6/2009	Shien	B05B 15/652 4/615
D599,883	S	*	9/2009	Tippens	D23/223
D633,174	S	*	2/2011	Lee	D23/213
D637,694	S	*	5/2011	Lammel	D23/213

D652,108	S	*	1/2012	Eads	D23/223
D652,110	S	*	1/2012	Nichols	D23/223
D655,389	S	*	3/2012	Schoenherr	D23/223
D656,219	S	*	3/2012	Su	D23/223
D660,940	S	*	5/2012	Flowers	D23/213
D673,650	S	*	1/2013	Chibitty	D23/223
D731,026	S	*	6/2015	Bahler	D23/223
D753,794	S	*	4/2016	Starck	D23/223
9,470,334	B2	*	10/2016	Zhou	F16K 31/44
9,566,593	B2	*	2/2017	Marty	B05B 1/185
D787,634	S	*	5/2017	Eads	D23/223
D793,529	S	*	8/2017	Garland	D23/223
D800,874	S	*	10/2017	Wang	D23/239
D811,523	S	*	2/2018	Andrew	D23/223
D828,906	S	*	9/2018	Lu	D23/223
D832,975	S	*	11/2018	Garuti	D23/213
D849,193	S	*	5/2019	Lu	D23/223
D853,525	S	*	7/2019	Lu	D23/223

* cited by examiner

Primary Examiner — Kevin K Rudzinski

(74) *Attorney, Agent, or Firm* — Edgar A. Zarins; Nirav D. Parikh

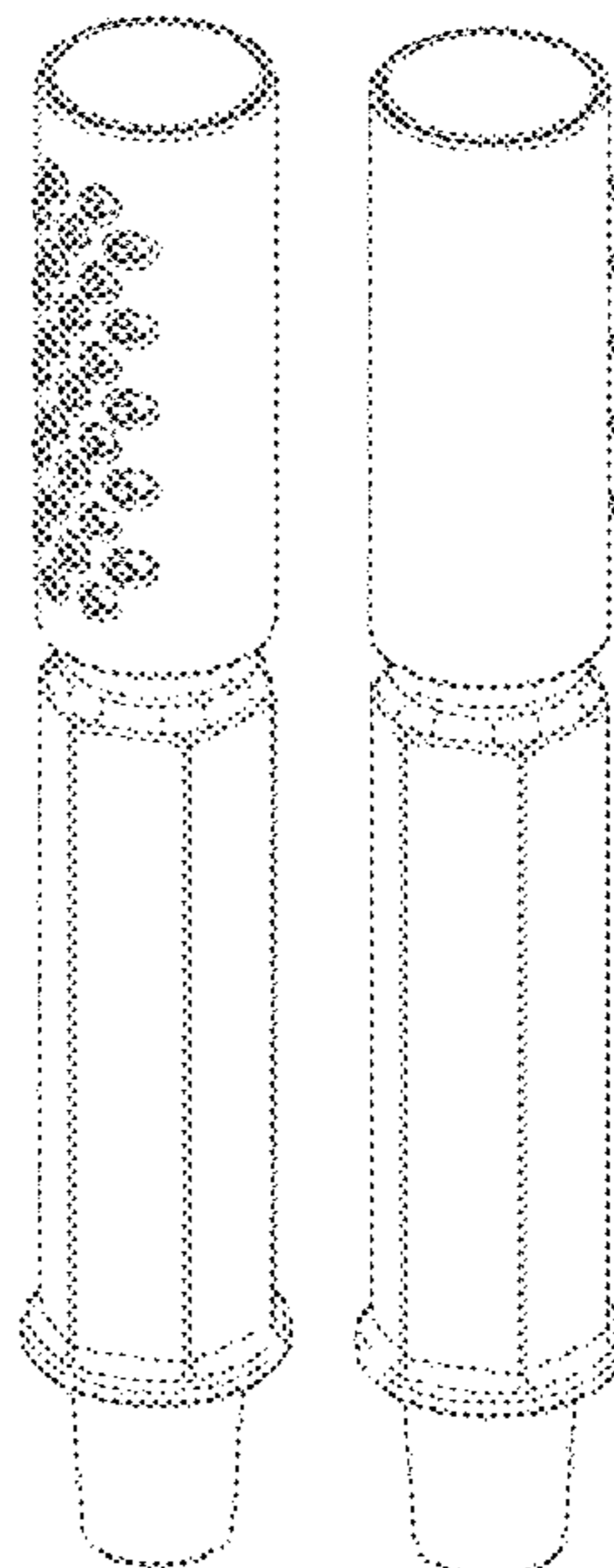
(57) **CLAIM**

The ornamental design for a handshower, as shown and described.

DESCRIPTION

FIG. 1 is a first perspective view of a handshower showing my new design;
FIG. 2 is a second perspective view thereof;
FIG. 3 is a front elevational view thereof;
FIG. 4 is a left side view thereof;
FIG. 5 is a rear view thereof;
FIG. 6 is a right side view thereof;
FIG. 7 is a first end view thereof; and,
FIG. 8 is a second end view thereof.

1 Claim, 4 Drawing Sheets



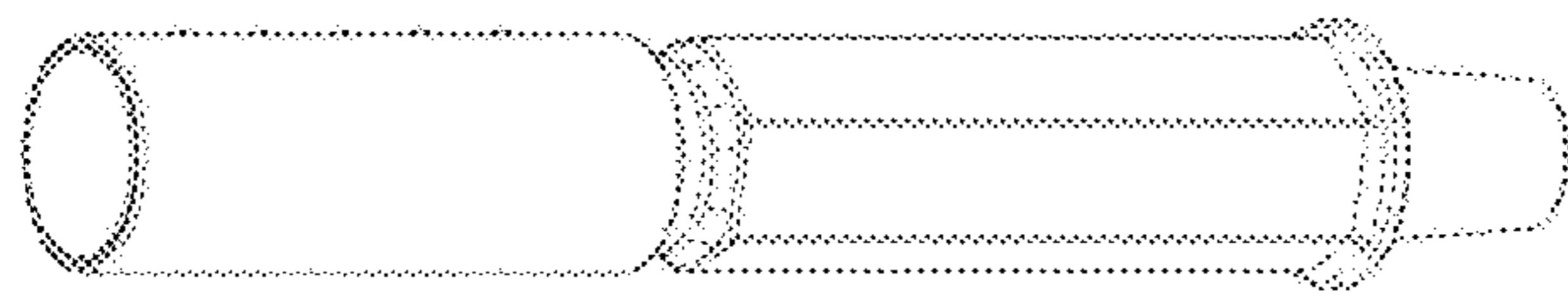


FIG - 2

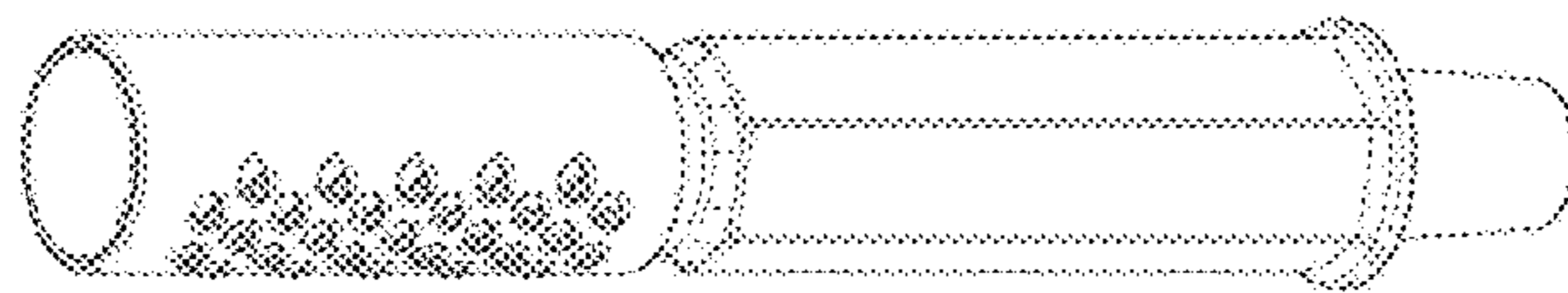


FIG - 1

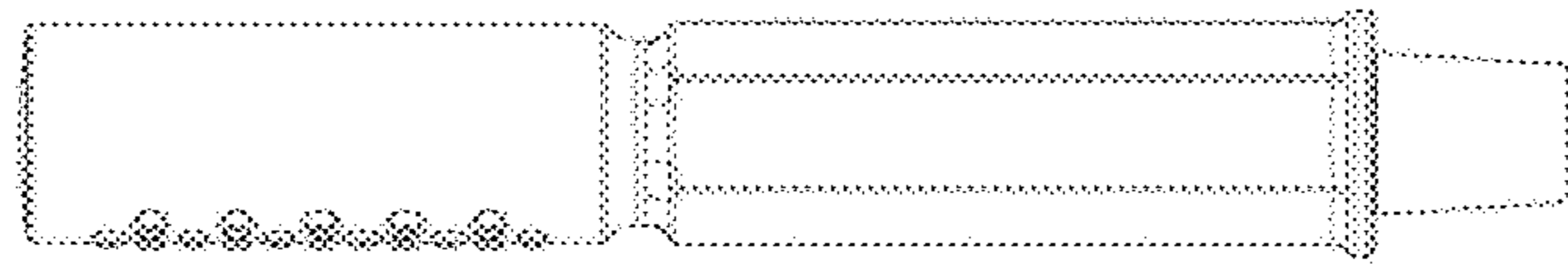


FIG - 4

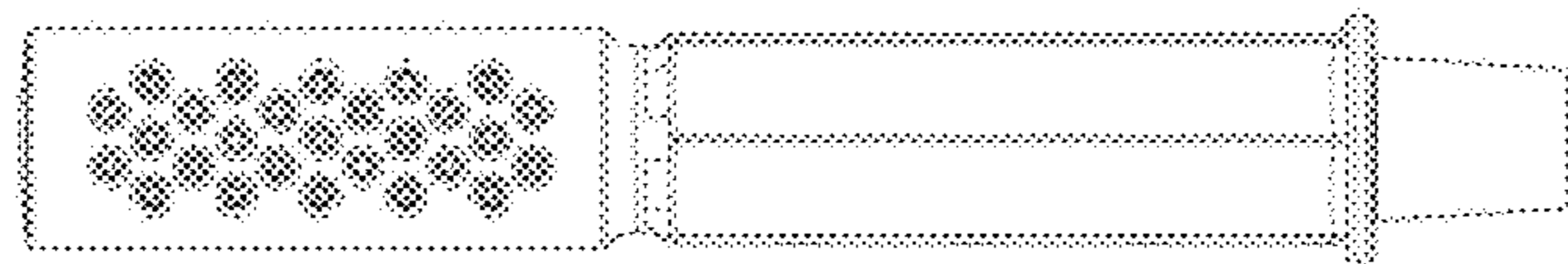


FIG - 3

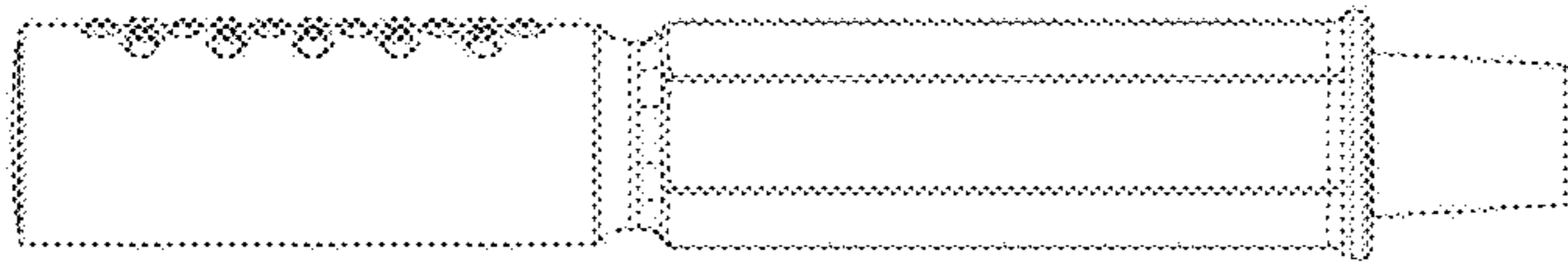


FIG - 6

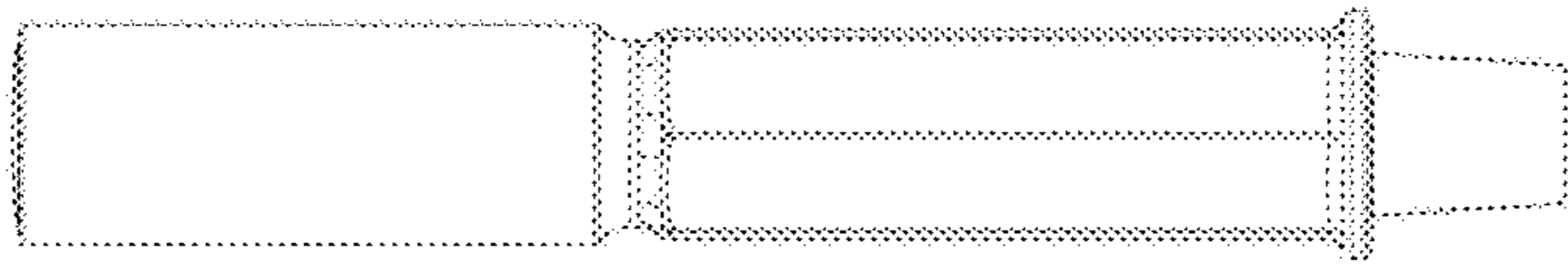


FIG - 5

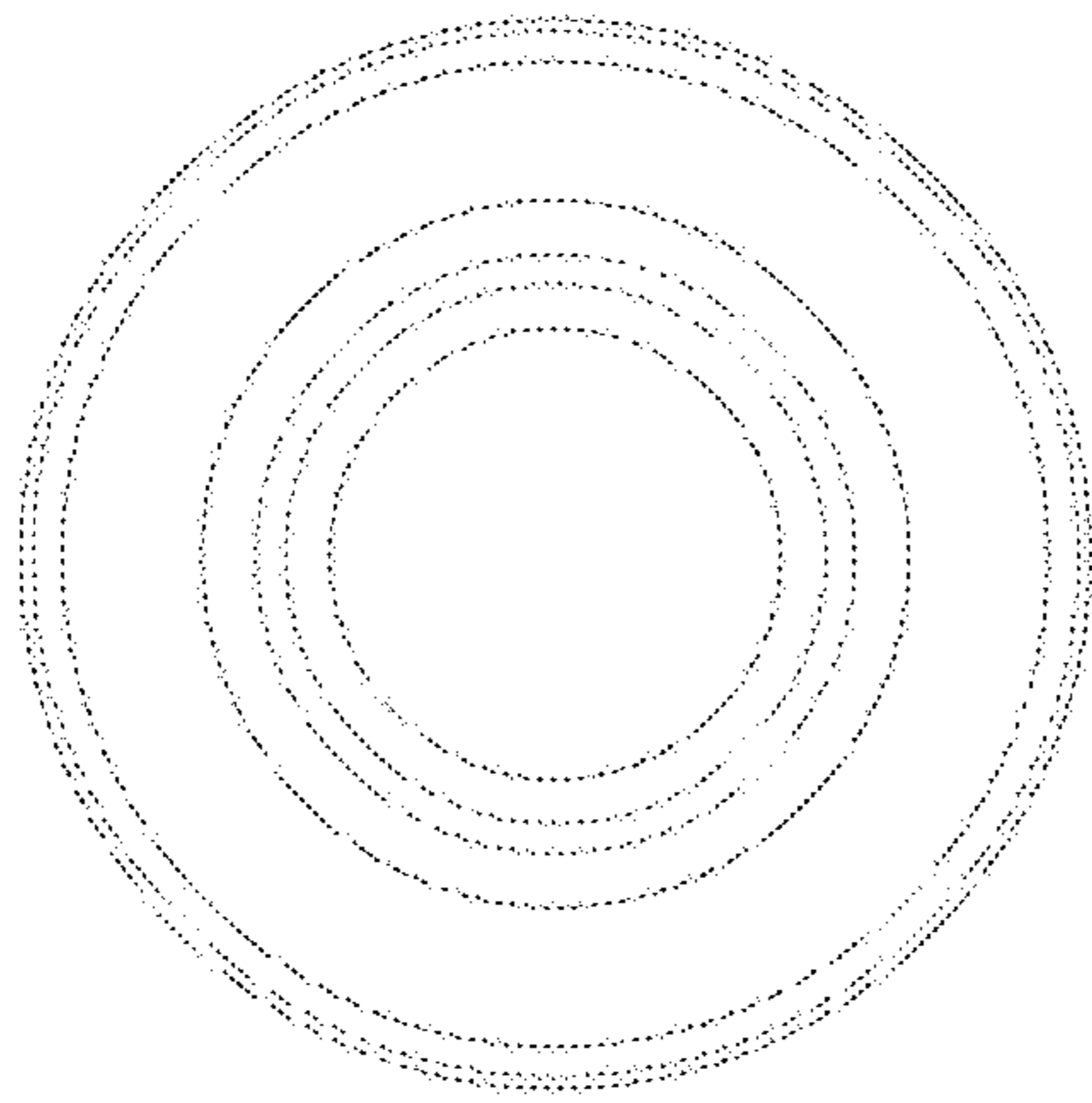


FIG - 8

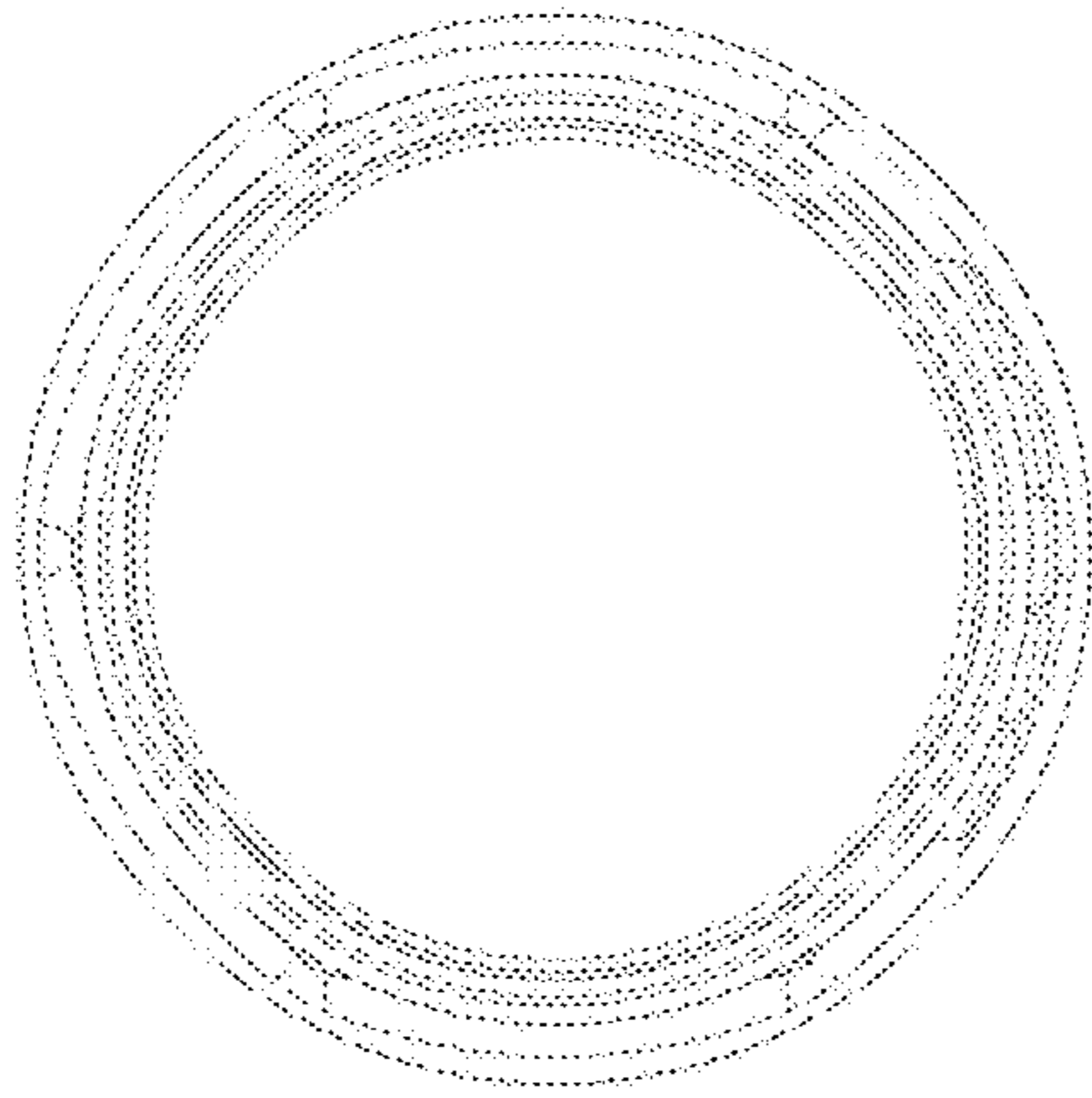


FIG - 7