



US00D868204S

(12) **United States Design Patent** (10) **Patent No.:** **US D868,204 S**  
**Rogers** (45) **Date of Patent:** **\*\* Nov. 26, 2019**

(54) **LOCKING FISHING PLIER**

D803,977 S \* 11/2017 Grayson ..... D22/149  
D803,979 S \* 11/2017 Grayson ..... D22/150  
D806,825 S \* 1/2018 Grayson ..... D22/150

(71) Applicant: **CAMCO Manufacturing, Inc.**,  
Greensboro, NC (US)

\* cited by examiner

(72) Inventor: **Thomas W. Rogers**, Brentwood, TN  
(US)

*Primary Examiner* — Catherine R Oliver-Garcia  
(74) *Attorney, Agent, or Firm* — Tuggle Duggins P.A.;  
Blake P. Hurt

(73) Assignee: **Camco Manufacturing, Inc.**,  
Greensboro, NC (US)

(57) **CLAIM**

What is claimed is the ornamental design for a locking fishing plier, as shown and described.

(\*\*) Term: **15 Years**

**DESCRIPTION**

(21) Appl. No.: **29/665,879**

FIG. 1 is an upper front perspective view showing a locking fishing plier of Applicant's new design.

(22) Filed: **Oct. 8, 2018**

FIG. 2 is a lower rear perspective view of the locking fishing plier of FIG. 1.

(51) **LOC (12) Cl.** ..... **22-05**

FIG. 3 is an upper rear perspective view of the locking fishing plier of FIG. 1.

(52) **U.S. Cl.**

USPC ..... **D22/150**

FIG. 4 is a right side elevation view of the locking fishing plier of FIG. 1, the left side elevation view an identical mirror image thereto.

(58) **Field of Classification Search**

USPC ..... D22/149-150; 43/53.5, 55, 4; D8/52,  
D8/107; 294/16, 104, 118, 902

FIG. 5 is a top plan view of the locking fishing plier of FIG. 1.

CPC ..... A01K 97/00; A01K 97/14; B25B 7/00;  
B25B 7/02; Y10S 294/902

FIG. 6 is a bottom plan view of the locking fishing plier of FIG. 1.

See application file for complete search history.

FIG. 7 is a front elevation view of the locking fishing plier of FIG. 1; and,

(56) **References Cited**

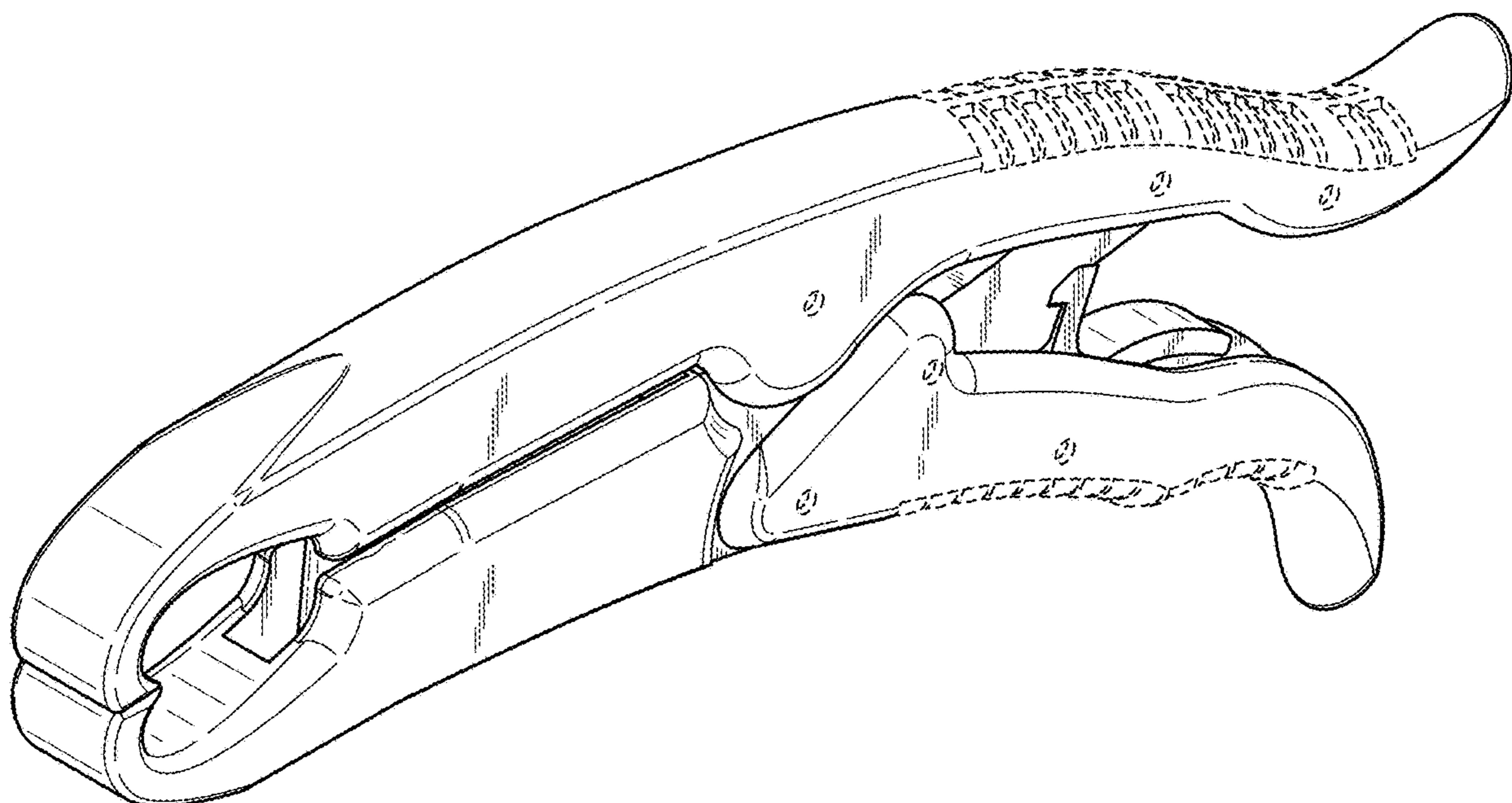
U.S. PATENT DOCUMENTS

FIG. 8 is a rear elevation view of the locking fishing plier of FIG. 1.

D257,877 S \* 1/1981 Patterson ..... D22/150  
D268,865 S \* 5/1983 Zimmerman ..... D22/150  
D618,299 S \* 6/2010 Steiner ..... D22/149  
D787,015 S \* 5/2017 Gibson ..... D22/149

The dash-dash broken lines shown in the drawings illustrate portions of the locking fishing plier that form no part of the claimed design.

**1 Claim, 4 Drawing Sheets**



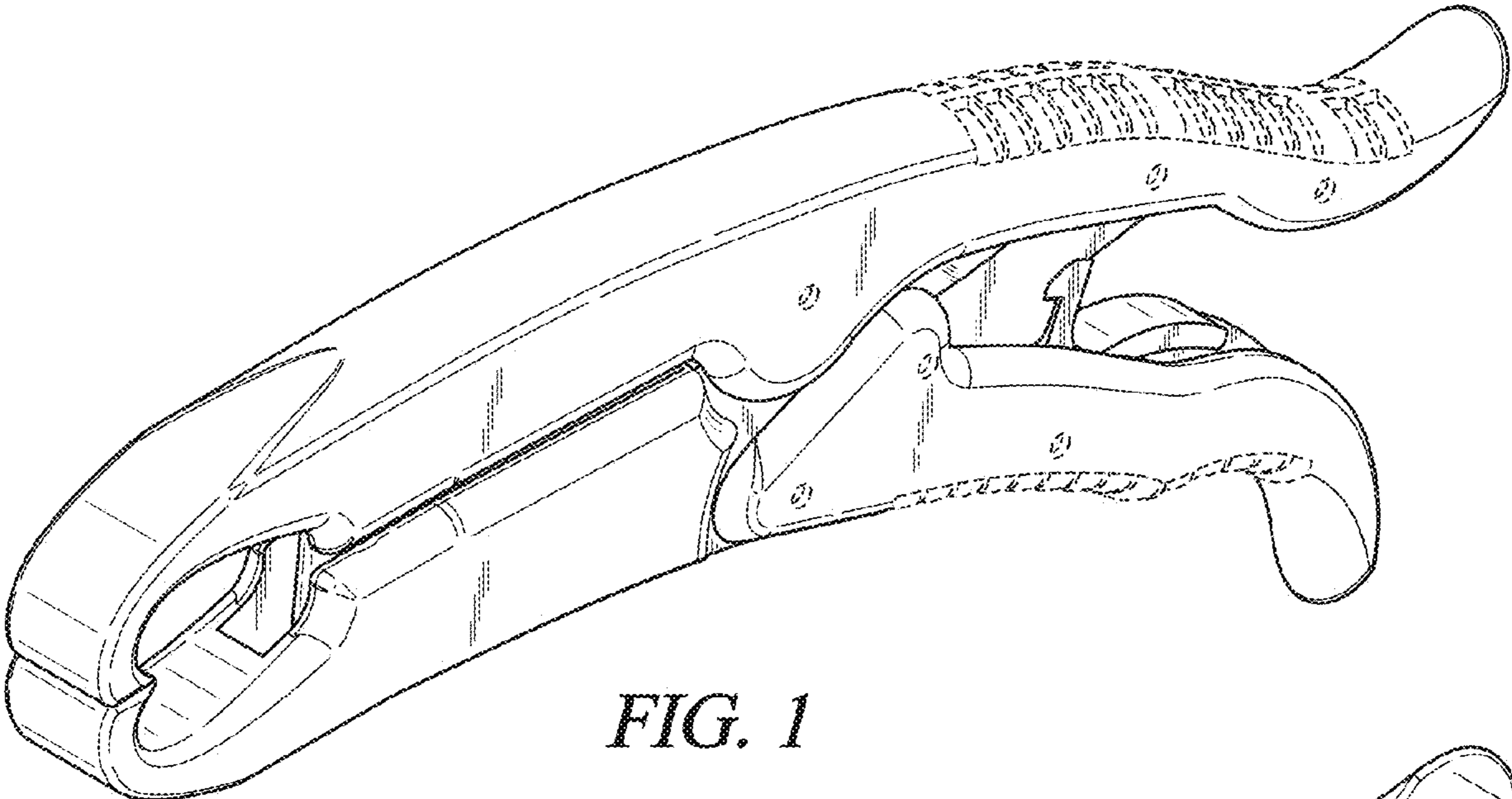


FIG. 1

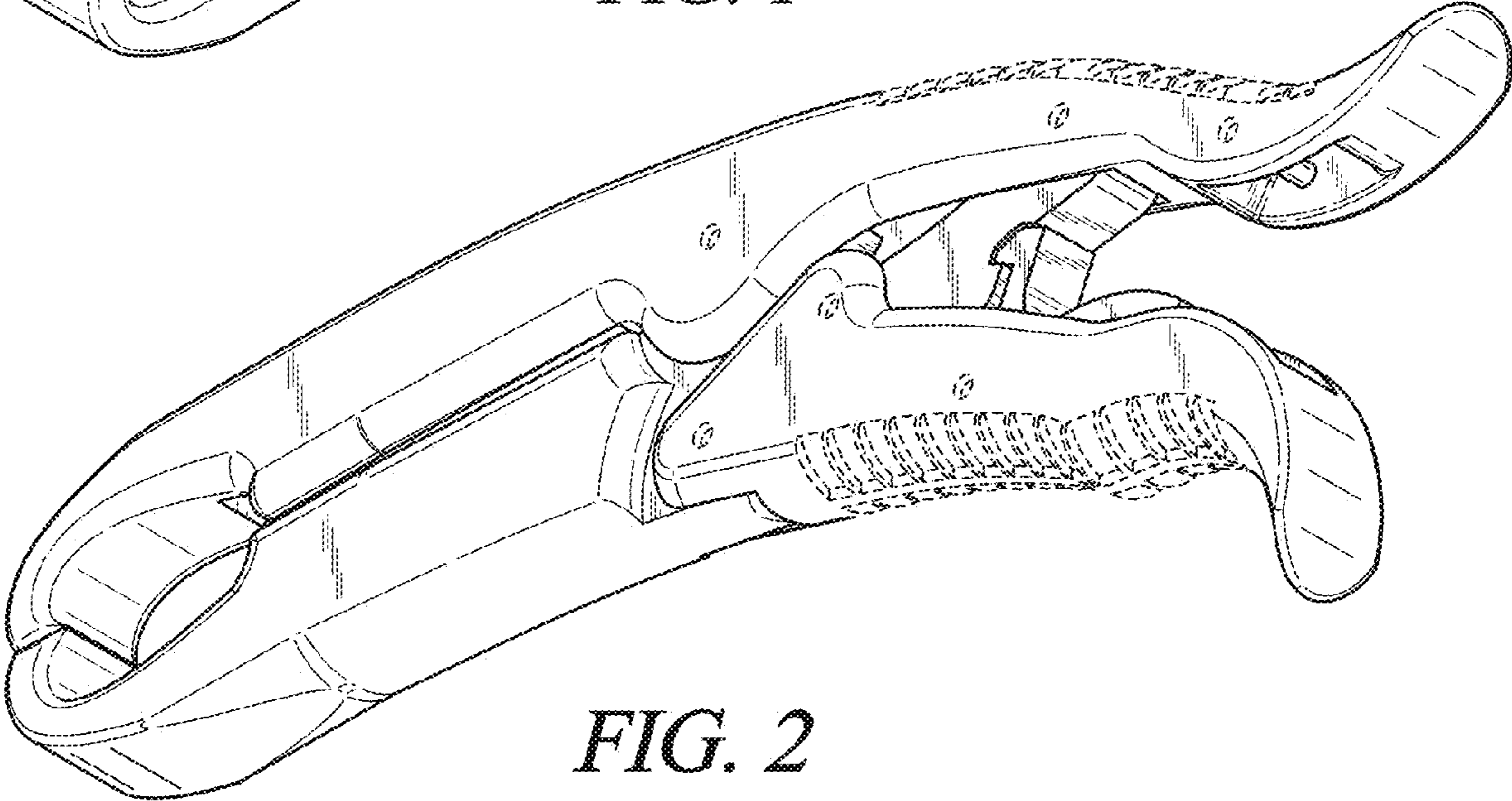
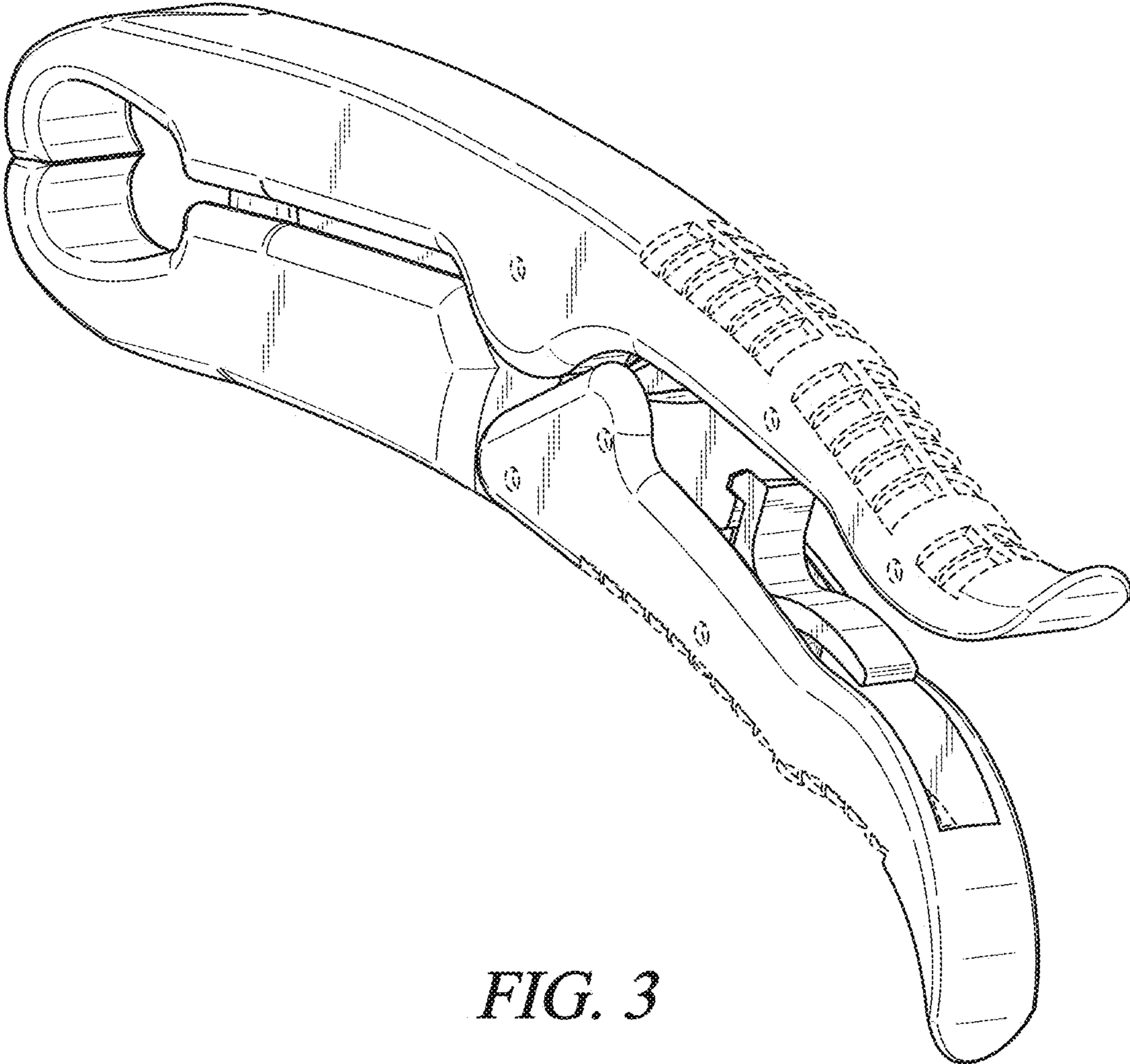


FIG. 2



*FIG. 3*




FIG. 5

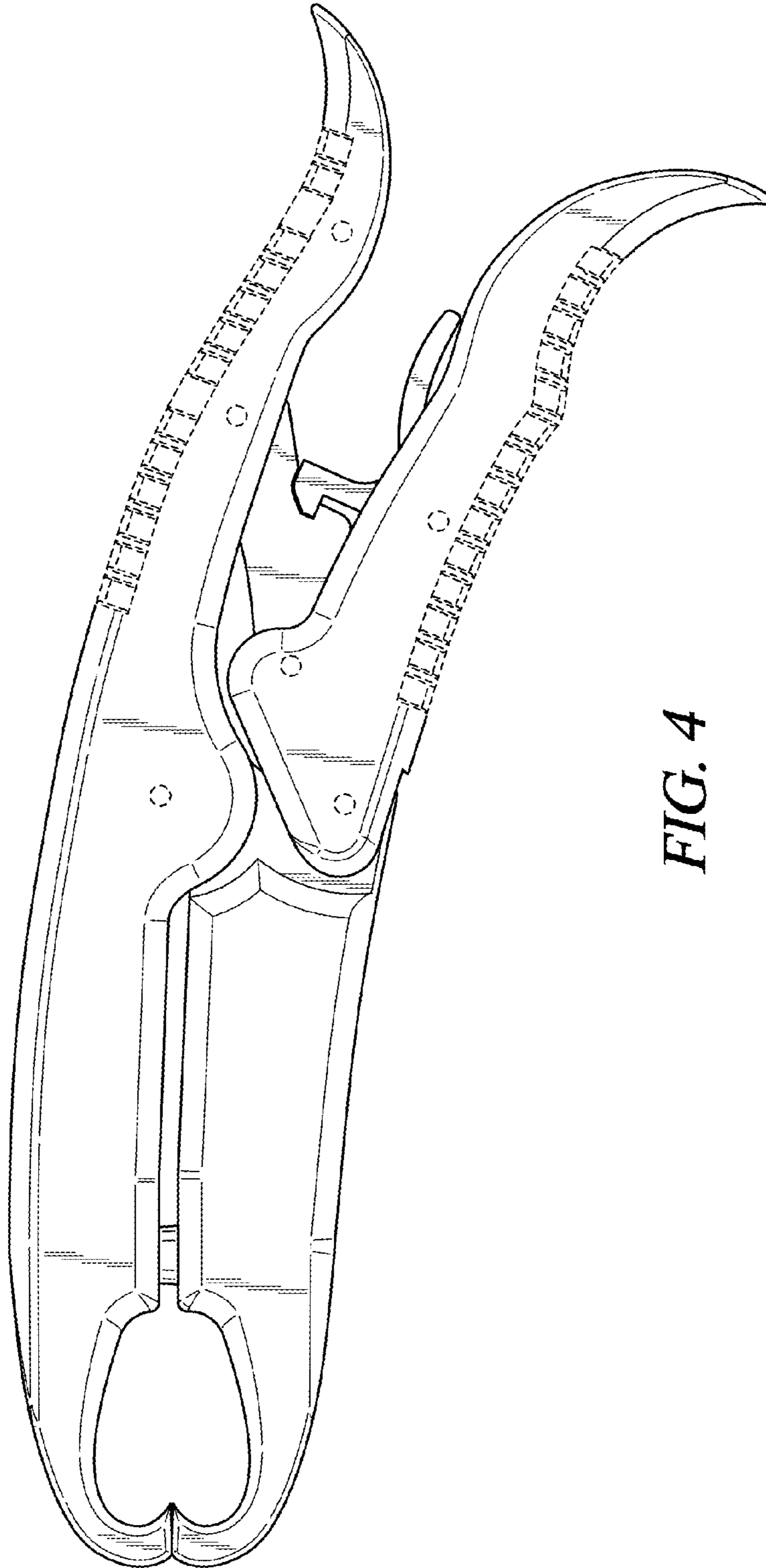


FIG. 4

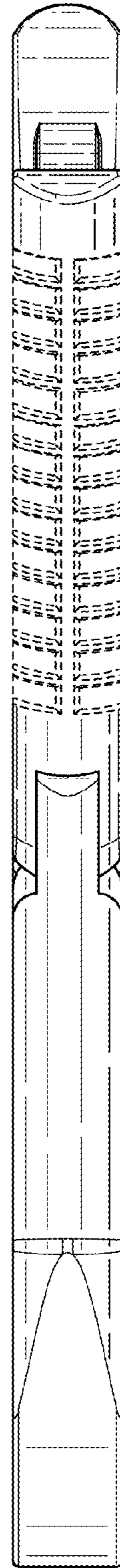
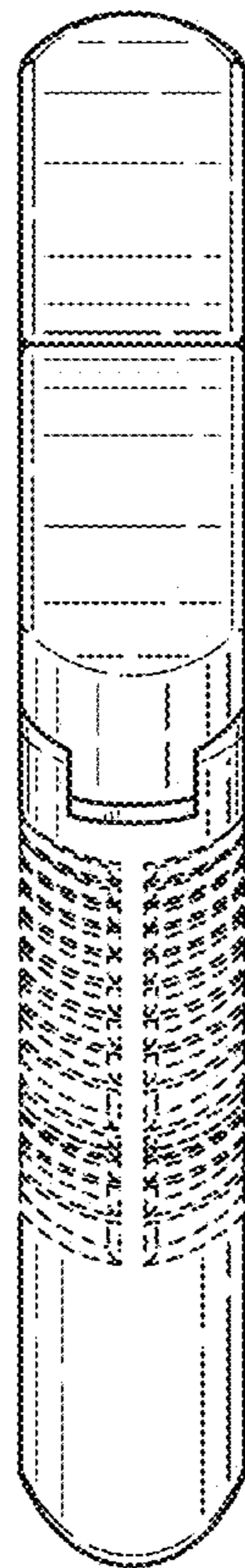
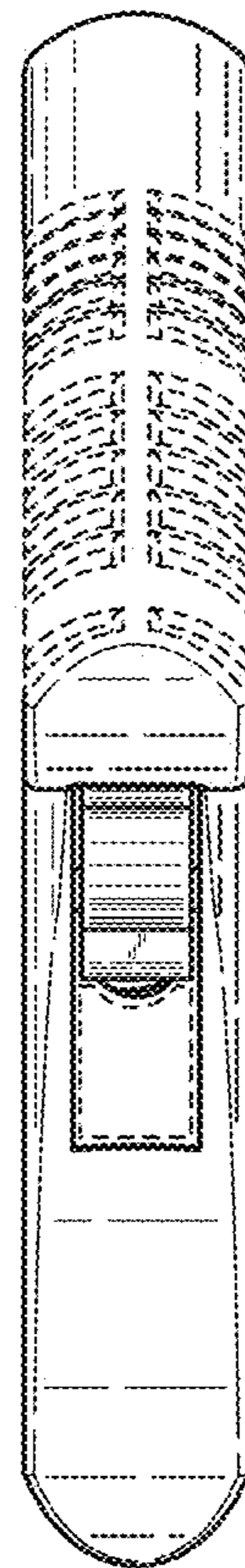


FIG. 6



*FIG. 7*



*FIG. 8*