



US00D868190S

(12) **United States Design Patent** (10) **Patent No.:** **US D868,190 S**
Laney et al. (45) **Date of Patent:** **** Nov. 26, 2019**

(54) **RIFLE**
(71) Applicant: **Smith & Wesson Corp.**, Springfield, MA (US)
(72) Inventors: **Mark C. Laney**, Lee, NH (US); **Karl Ricker**, Rochester, NH (US)
(73) Assignee: **Smith & Wesson Inc.**, Springfield, MA (US)

D692,084 S * 10/2013 Eberle D22/103
8,752,320 B2 * 6/2014 Masters F41C 23/16
42/71.01
8,800,423 B1 * 8/2014 Lammers F41A 5/18
89/191.01
8,844,185 B2 * 9/2014 Jarboe F41C 23/04
42/73

(Continued)

(**) Term: **15 Years**

(21) Appl. No.: **29/590,514**

(22) Filed: **Jan. 11, 2017**

(51) **LOC (12) Cl.** **22-01**

(52) **U.S. Cl.**
USPC **D22/103; D21/573**

(58) **Field of Classification Search**
USPC D22/100, 101, 102, 103, 104, 105, 106,
D22/107, 108, 109, 110, 111, 199;
D21/571, 573, 574, 575, 746
CPC F41C 23/14; F41C 23/20; F41C 23/04;
F41C 23/00; F41C 23/10; F41C 27/00;
F41C 7/00; F41C 23/06; F41C 3/00;
F41B 5/10; F41B 5/14; F41B 5/0094;
F41B 5/1469; F41B 5/00

See application file for complete search history.

(56) **References Cited**

U.S. PATENT DOCUMENTS

D584,373 S * 1/2009 Young F41C 23/16
D22/103
D610,218 S * 2/2010 Barrett D22/103
7,726,060 B1 * 6/2010 Jones F41A 3/66
42/75.02
D670,782 S * 11/2012 Barrett D22/103
D670,783 S * 11/2012 Barrett D22/103
8,307,575 B1 * 11/2012 Battaglia F41A 3/64
42/75.03
8,429,844 B2 * 4/2013 Dextraze F41A 3/18
42/73

OTHER PUBLICATIONS

“Performance Center T/C LRR | 308 Precision Rifle” [online].
Talon Sei . [Published on Jul. 8, 2018]. Retrieved from the Internet:
<<https://www.youtube.com/watch?v=ffwel1217DUI>>.*

(Continued)

Primary Examiner — Khawaja Anwar

Assistant Examiner — Mojtaba Tehrani

(74) *Attorney, Agent, or Firm* — John A. Chionchio, Esq.;
Ballard Spahr, LLP

(57) **CLAIM**

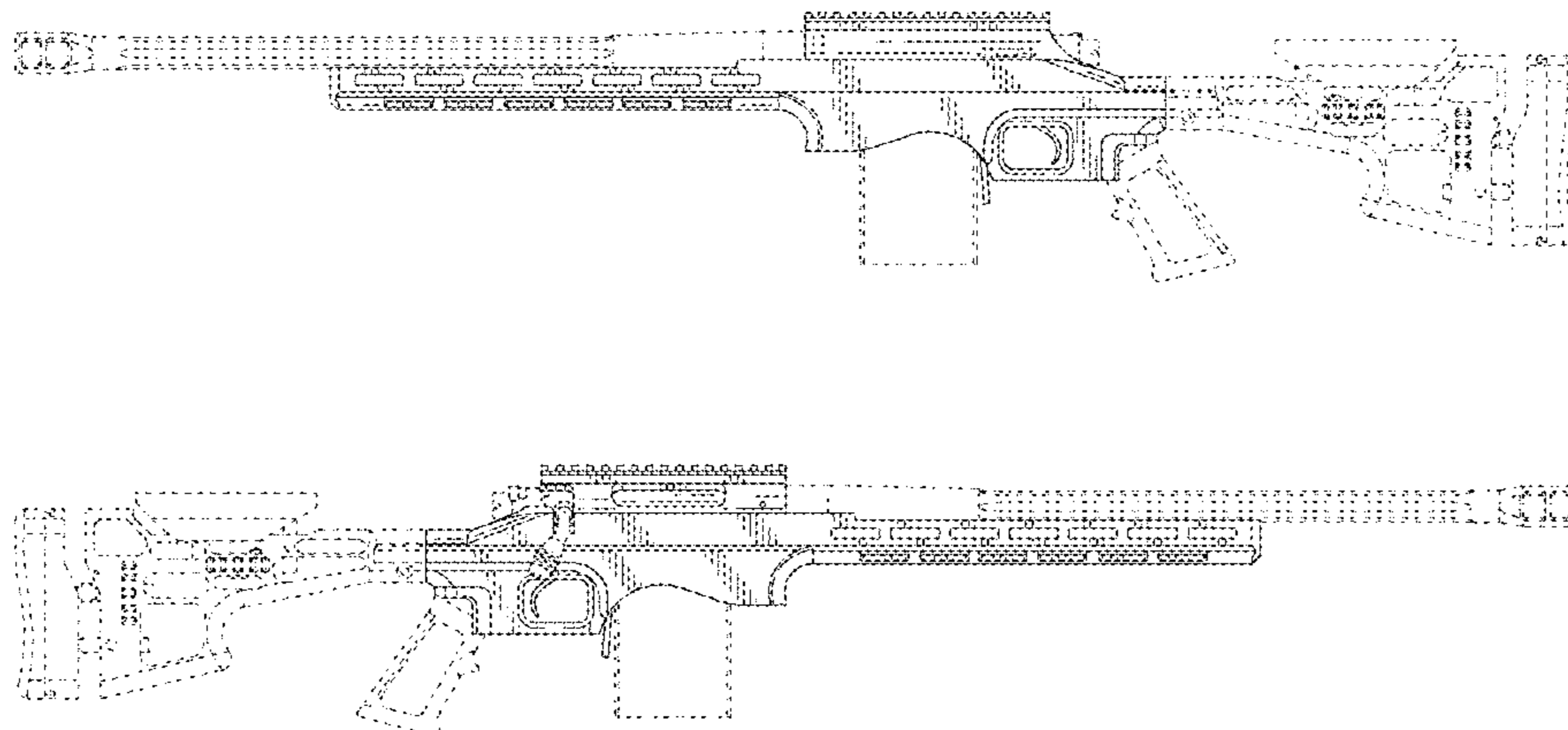
We claim the ornamental design for a rifle, as shown and described.

DESCRIPTION

FIG. 1 is a left side view of our design for a rifle;
FIG. 2 is a right side view of the design for the rifle shown in FIG. 1;
FIG. 3 is a top view of the design for the rifle shown in FIG. 1;
FIG. 4 is a bottom view of the design for the rifle shown in FIG. 1;
FIG. 5 is a front view of the design for the rifle shown in FIG. 1; and,
FIG. 6 is a rear view of the design for the rifle shown in FIG. 1.

The broken lines depict portions of the rifle that form no part of the claimed design.

1 Claim, 3 Drawing Sheets



(56)

References Cited

U.S. PATENT DOCUMENTS

D722,672 S * 2/2015 Juarez D22/108
 D725,215 S * 3/2015 Eberle D22/108
 9,091,505 B1 * 7/2015 Battaglia F41C 23/20
 9,157,696 B2 * 10/2015 Dextraze F41G 11/003
 D762,277 S * 7/2016 Juarez D22/108
 D763,396 S * 8/2016 Juarez D22/108
 9,453,694 B1 * 9/2016 Storch F41A 3/64
 D774,619 S * 12/2016 Mather D22/108
 9,534,859 B2 * 1/2017 Battaglia F41A 3/14
 D785,122 S * 4/2017 Mather D22/104
 9,766,035 B2 * 9/2017 Storch F41C 23/16
 D827,753 S * 9/2018 Lessard D22/103
 10,132,583 B2 * 11/2018 Drake F41A 11/02
 2010/0307042 A1 * 12/2010 Jarboe F41A 3/18
 42/6
 2011/0314717 A1 * 12/2011 Barrett F41A 3/22
 42/75.03
 2012/0167434 A1 * 7/2012 Masters F41C 23/16
 42/90
 2014/0041273 A1 * 2/2014 Masters F41C 23/16
 42/71.01

2015/0233656 A1 * 8/2015 Karagias F41C 23/04
 42/16
 2016/0116250 A1 * 4/2016 Mather F41C 23/04
 42/73
 2016/0178309 A1 * 6/2016 Drake F41A 35/06
 42/14
 2016/0187090 A1 * 6/2016 Mather F41A 11/00
 42/70.06
 2016/0187092 A1 * 6/2016 Mather F41A 19/10
 42/69.02
 2016/0202016 A1 * 7/2016 Mather F41C 23/14
 42/73

OTHER PUBLICATIONS

“We Knew Q LLC Was Going to Make Next-Gen ARs and Silencers, But We Didn’t Expect The Fix” [online]. Rob Curtis. [Published on Jan. 16, 2017]. Retrieved from the Internet: <<https://www.recoilweb.com/we-knew-q-llc-was-going-to-make-next-gen-ars-and-silencers-but-we-didnt-expect-the-fix-122186.html>>.*

* cited by examiner

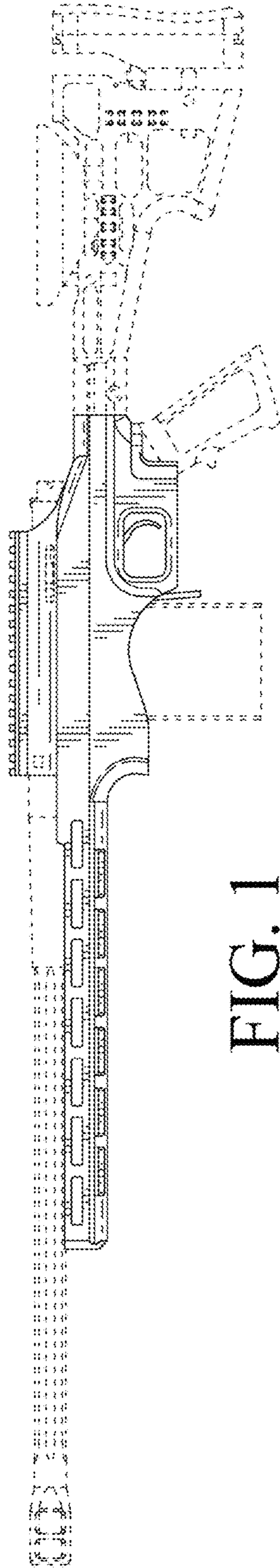


FIG. 1

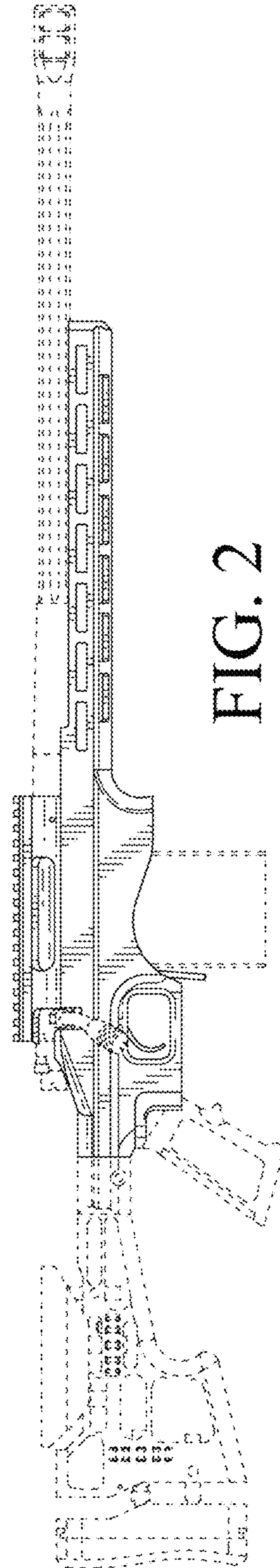


FIG. 2

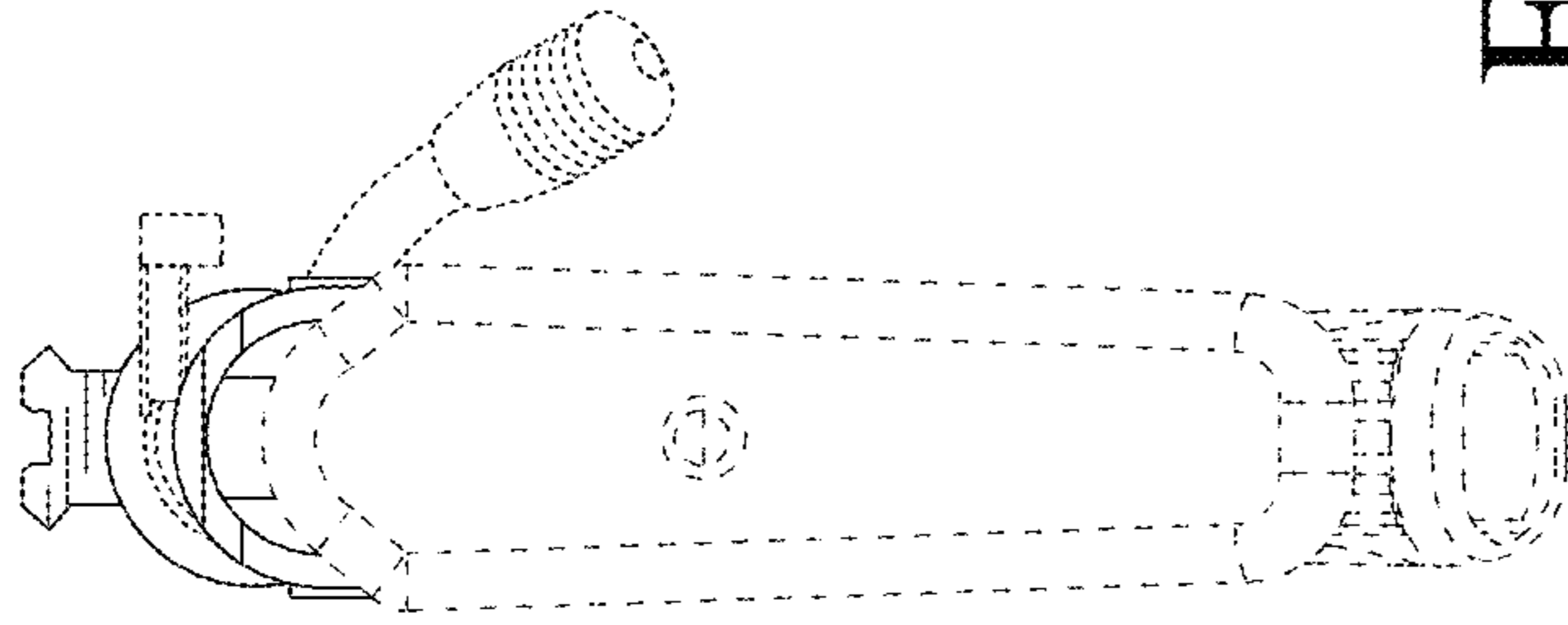


FIG. 5

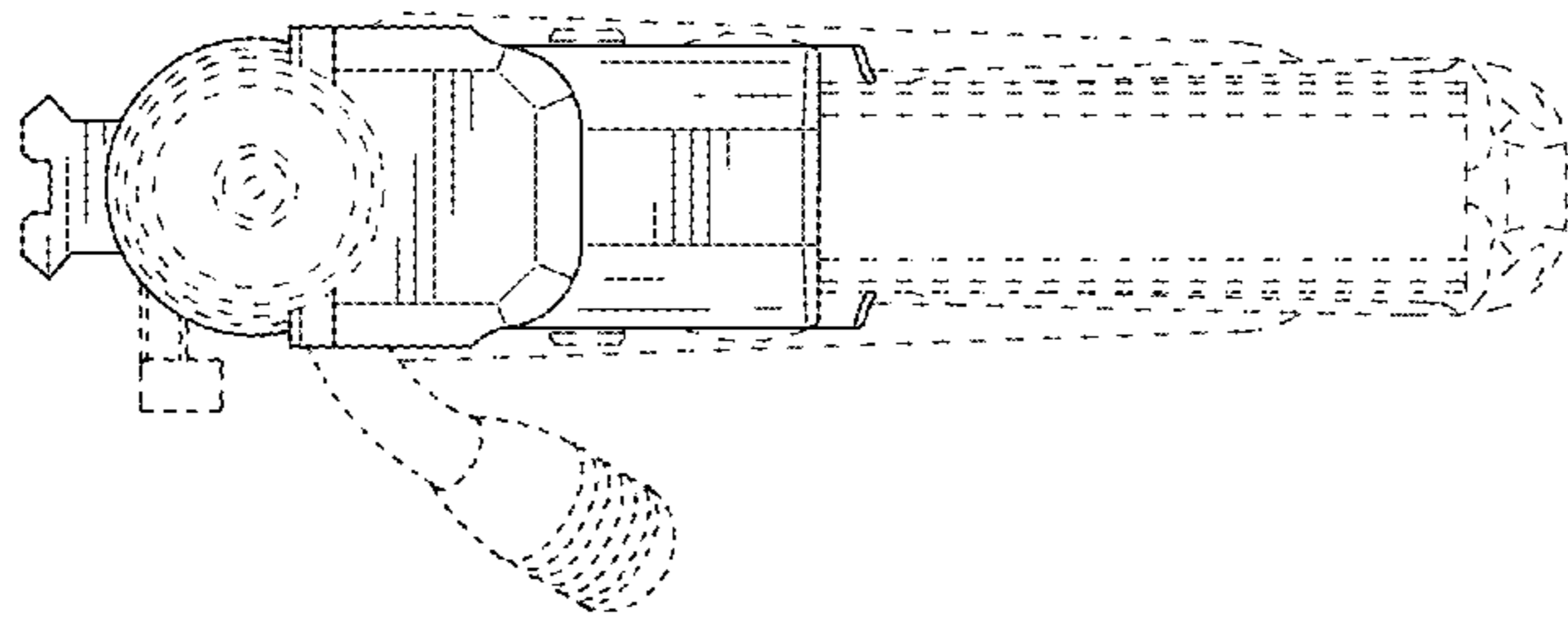


FIG. 6