



US00D868189S

(12) **United States Design Patent** (10) **Patent No.:** **US D868,189 S**  
**Gardner et al.** (45) **Date of Patent:** **\*\* Nov. 26, 2019**

(54) **WATERPARK FLOAT**  
(71) Applicant: **The Entertainment Group LLC**,  
Redmond, WA (US)  
(72) Inventors: **Samuel T. Gardner**, Issaquah, WA  
(US); **Patrick W. Panakos**, Belle Isle,  
FL (US)  
(73) Assignee: **The Entertainment Group LLC**,  
Snoqualmie, WA (US)  
(\*\*) Term: **15 Years**

D556,287 S \* 11/2007 Robinson ..... D21/819  
D556,288 S \* 11/2007 Robinson ..... D21/815  
D557,368 S \* 12/2007 Berenson ..... D21/818  
D557,369 S \* 12/2007 Robinson ..... D21/818  
D595,801 S \* 7/2009 Boulton ..... D21/819  
D596,261 S \* 7/2009 Cirjak ..... D21/803  
D597,163 S \* 7/2009 Boulton ..... D21/819  
D597,624 S \* 8/2009 Boulton ..... D21/819  
D619,186 S \* 7/2010 Strall ..... D21/818  
D637,253 S \* 5/2011 Hunter ..... D21/819  
D639,887 S \* 6/2011 Cirjak ..... D21/818  
D641,823 S \* 7/2011 Hunter ..... D21/819  
D650,463 S \* 12/2011 Degirmenci ..... D21/819  
D702,790 S \* 4/2014 Cirjak ..... D21/818

(Continued)

(21) Appl. No.: **29/624,799**  
(22) Filed: **Nov. 3, 2017**  
(51) **LOC (12) Cl.** ..... **21-03**  
(52) **U.S. Cl.**  
USPC ..... **D21/819; D21/803**  
(58) **Field of Classification Search**  
USPC ..... D21/818-822, 801-810  
CPC ..... B63B 35/79; B63B 35/73; B63B 1/00;  
B63B 35/76; B63H 16/04; B63H 16/06;  
B63H 2016/043; B63H 2016/046; B63H  
2016/063; B63H 2016/067; B63H  
2016/073; A63G 21/00-21/22  
See application file for complete search history.

**OTHER PUBLICATIONS**

Gardner et al, "Central Park", "U.S. Appl. No. 29/624,786, filed  
Nov. 3, 2017", pp. 1-6, Published in: U.S.

(Continued)

*Primary Examiner* — Mitchell I. Siegel  
(74) *Attorney, Agent, or Firm* — Fogg & Powers LLC

(57) **CLAIM**

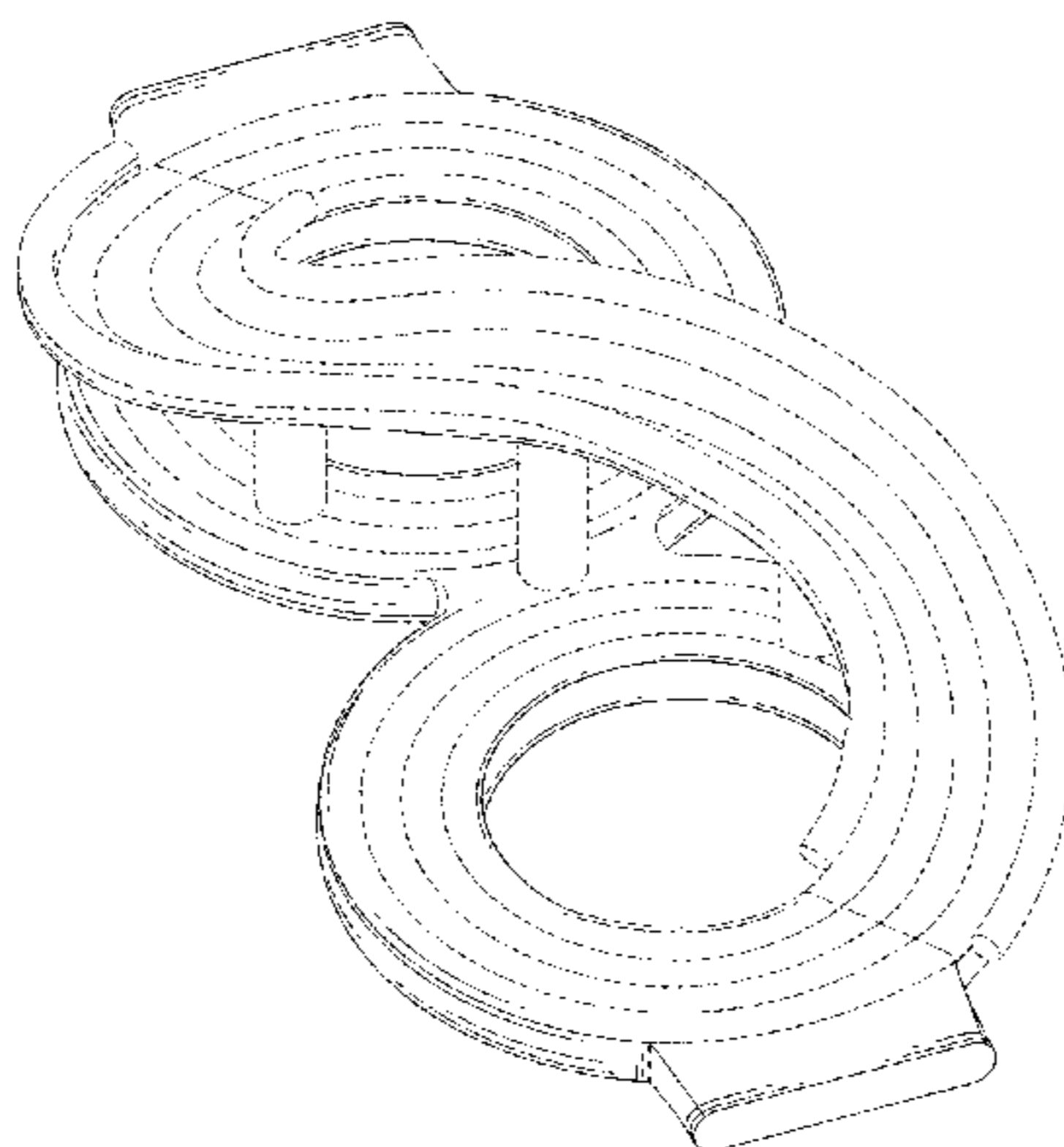
The ornamental design for a waterpark float, as shown and  
described.

**DESCRIPTION**

FIG. 1 is a front perspective view of the waterpark float;  
FIG. 2 is a front view of the waterpark float;  
FIG. 3 is a rear view of the waterpark float;  
FIG. 4 is a side view of the waterpark float;  
FIG. 5 is another side view of the waterpark float;  
FIG. 6 is a top view of the waterpark float; and,  
FIG. 7 is a bottom view of the waterpark float.  
The broken line showing is included for the purpose of  
illustrating unclaimed subject matter and forms no part of  
the claimed design.

**1 Claim, 5 Drawing Sheets**

(56) **References Cited**  
U.S. PATENT DOCUMENTS  
D217,172 S \* 4/1970 Schumm ..... D21/821  
D252,645 S \* 8/1979 Gale ..... D21/821  
D256,827 S \* 9/1980 Allen, 3rd ..... D21/819  
D256,828 S \* 9/1980 Allen, 3rd ..... D21/819  
D256,940 S \* 9/1980 Allen, 3rd ..... D21/819  
4,394,173 A \* 7/1983 Aste ..... A63G 21/06  
104/124  
D328,326 S \* 7/1992 Kuan ..... D21/818  
D340,965 S \* 11/1993 Lee ..... D21/818  
D460,141 S \* 7/2002 Gourchounian ..... D21/820  
D515,167 S \* 2/2006 Capwell ..... D21/803



(56)

**References Cited**

U.S. PATENT DOCUMENTS

D716,897 S	*	11/2014	Anastasia .....	D21/811
D722,354 S	*	2/2015	Rademacher .....	D21/803
D758,517 S	*	6/2016	Gonzalez .....	D21/818
D805,597 S	*	12/2017	Kasper .....	D21/803
D815,709 S	*	4/2018	Wang .....	D21/818
D818,072 S	*	5/2018	Rademacher .....	D21/803
D825,016 S	*	8/2018	Wang .....	D21/818
D838,331 S	*	1/2019	Ozsoz .....	D21/819
D838,799 S	*	1/2019	Ozsoz .....	D21/819
D838,800 S	*	1/2019	Ozsoz .....	D21/819
D839,982 S	*	2/2019	Berenson .....	D21/803

OTHER PUBLICATIONS

Gardner et al, "Overpass", "U.S. Appl. No. 29/624,794, filed Nov. 3, 2017", pp. 1-5, Published in: U.S.

Gardner et al, "Start Base-Step", "U.S. Appl. No. 29/624,788, filed Nov. 3, 2017", pp. 1-10, Published in: U.S.

Gardner et al, "Tower", "U.S. Appl. No. 29/624,796, filed Nov. 3, 2017", pp. 1-10, Published in: U.S.

Gardner et al, "Zero Entry Ramp", "U.S. Appl. No. 29/624,790, filed Nov. 3, 2017", pp. 1-6, Published in: U.S.

\* cited by examiner

FIG. 1

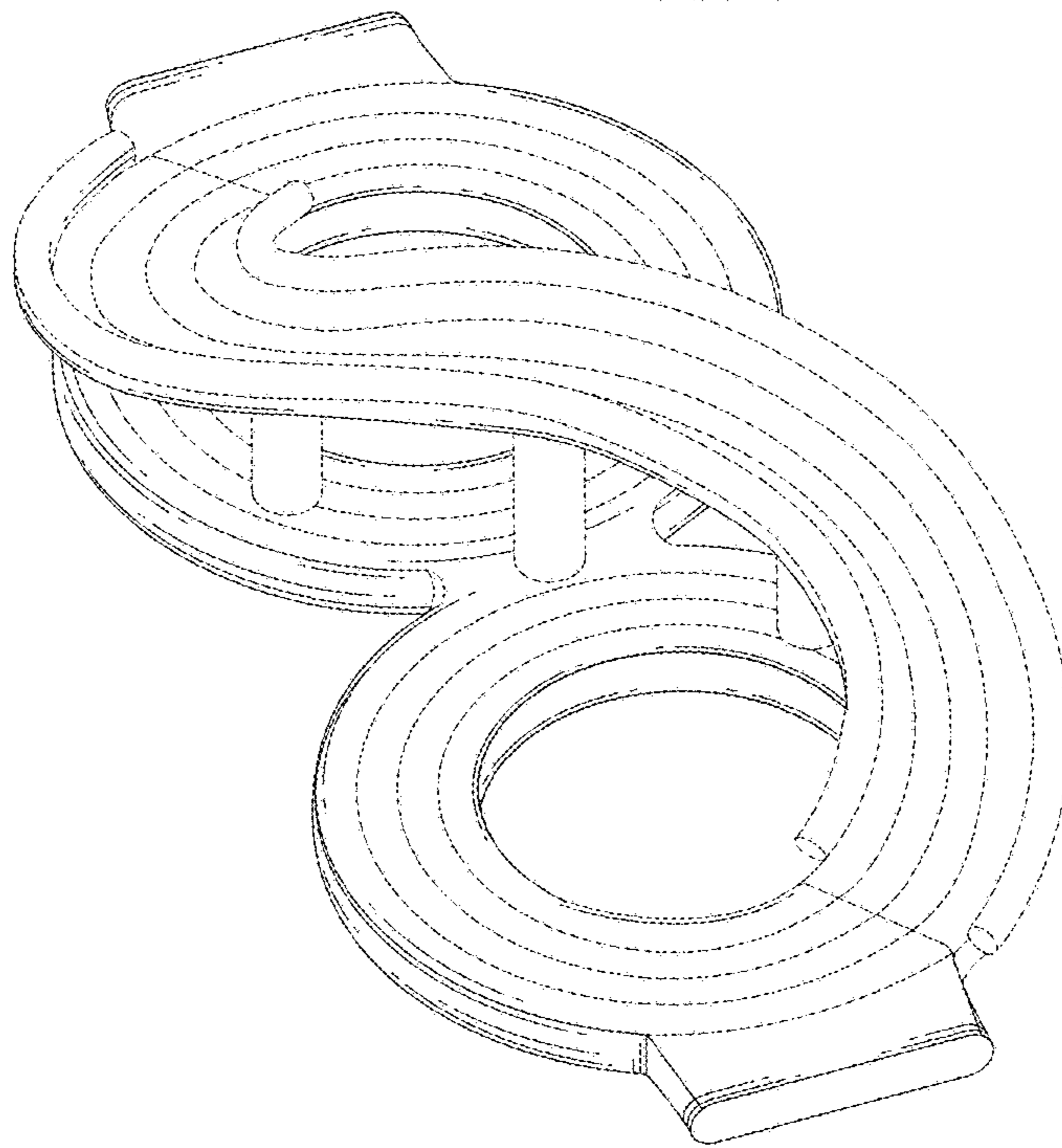


FIG. 2

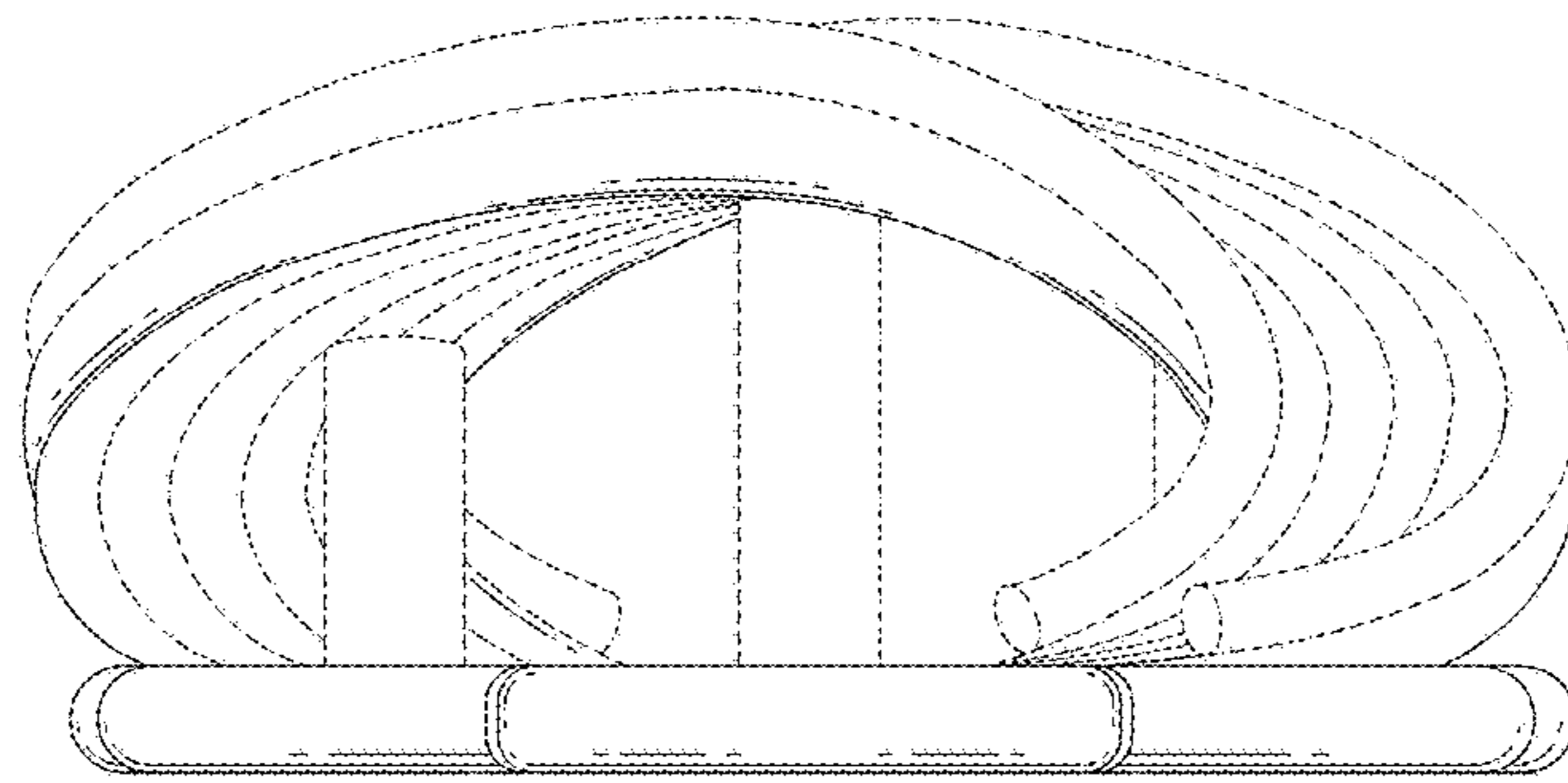


FIG. 3

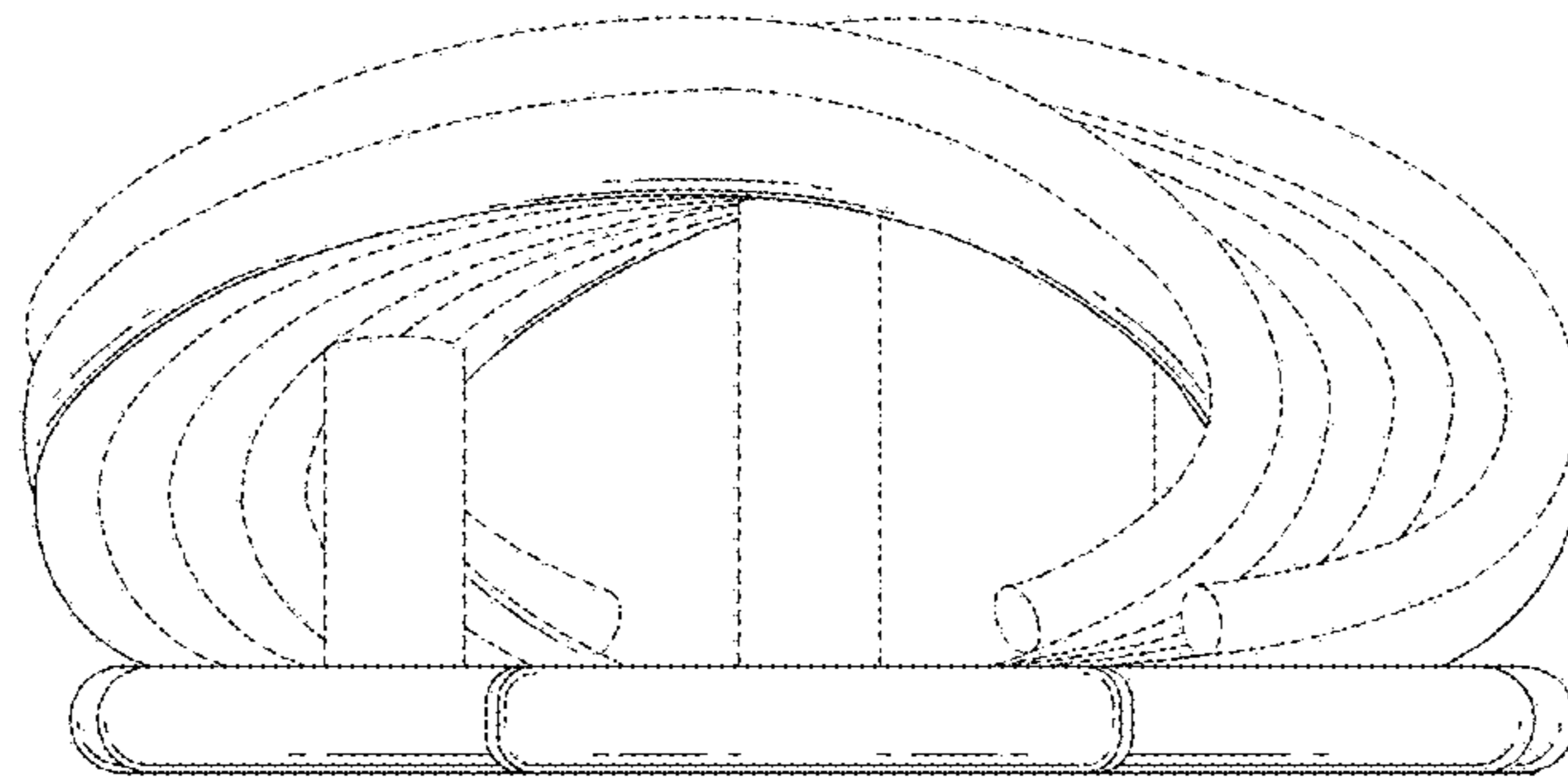


FIG. 4

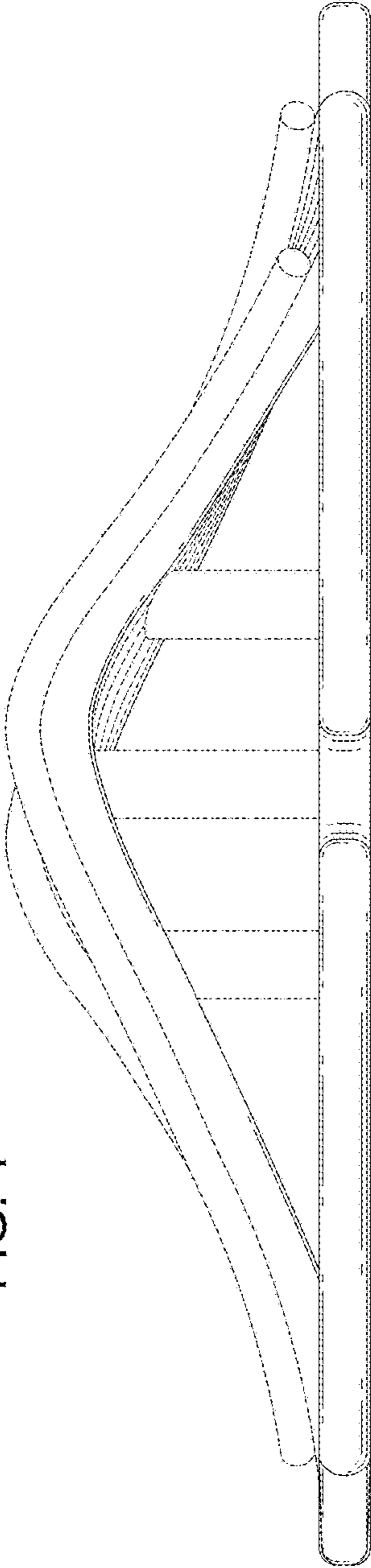
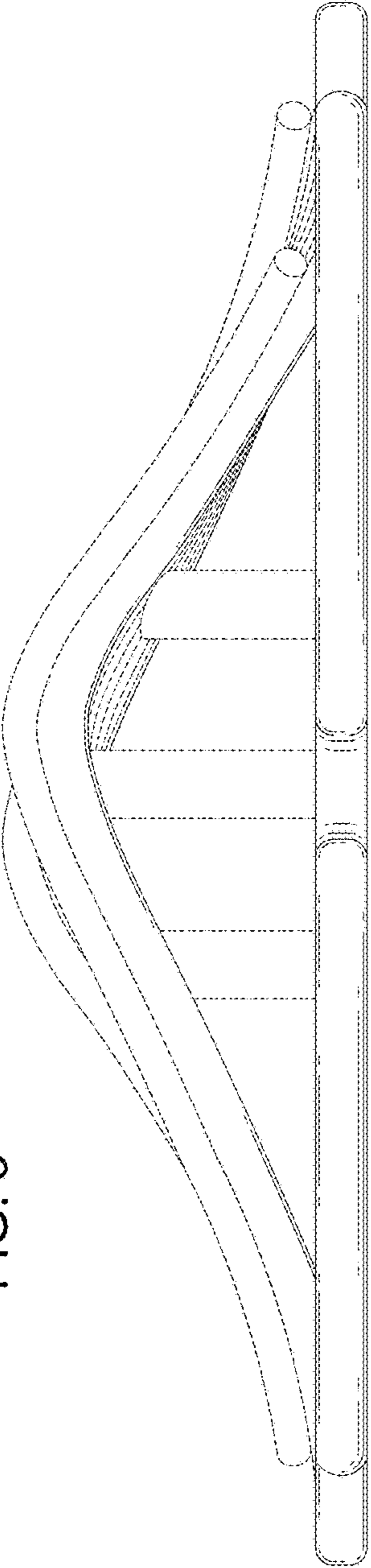


FIG. 5





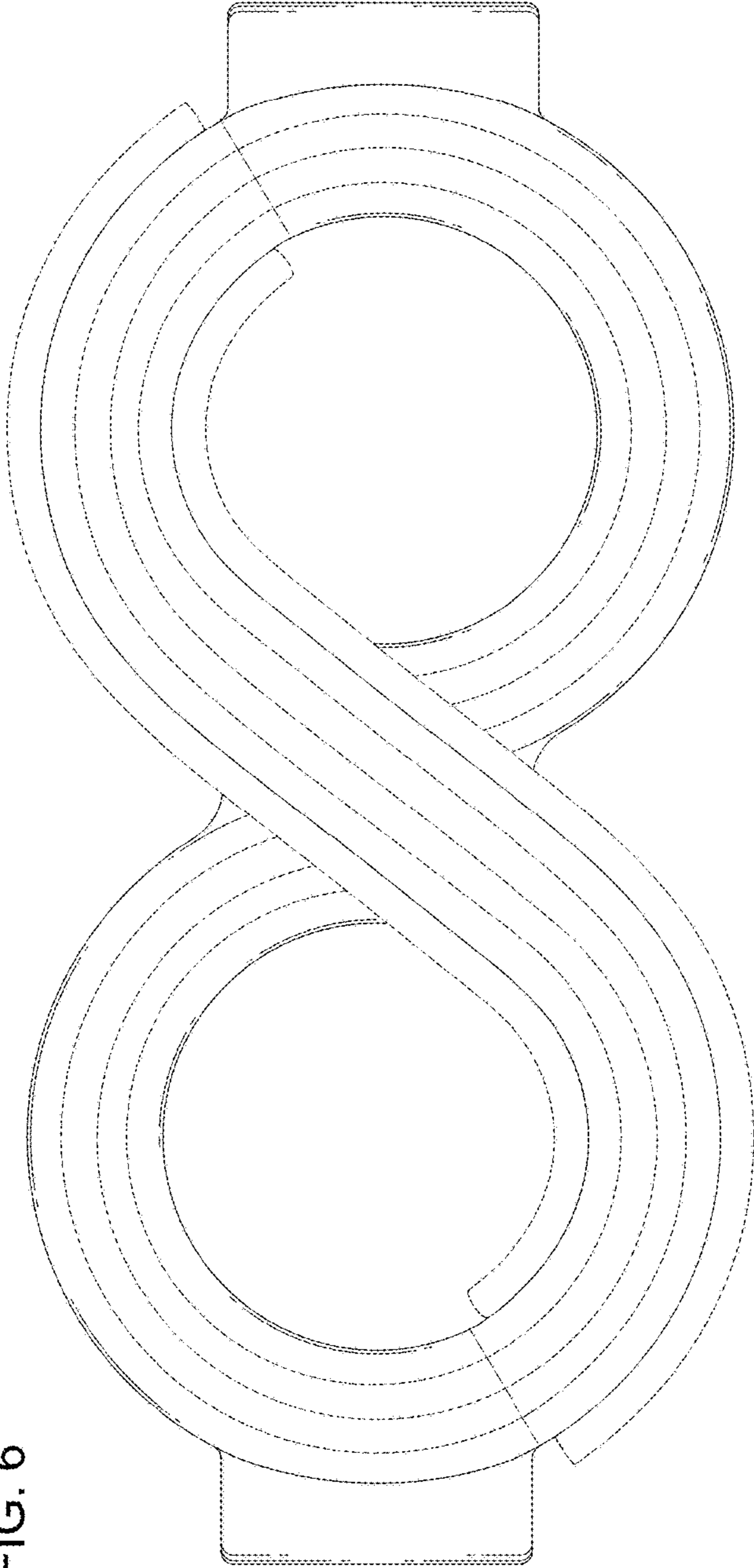


FIG. 6

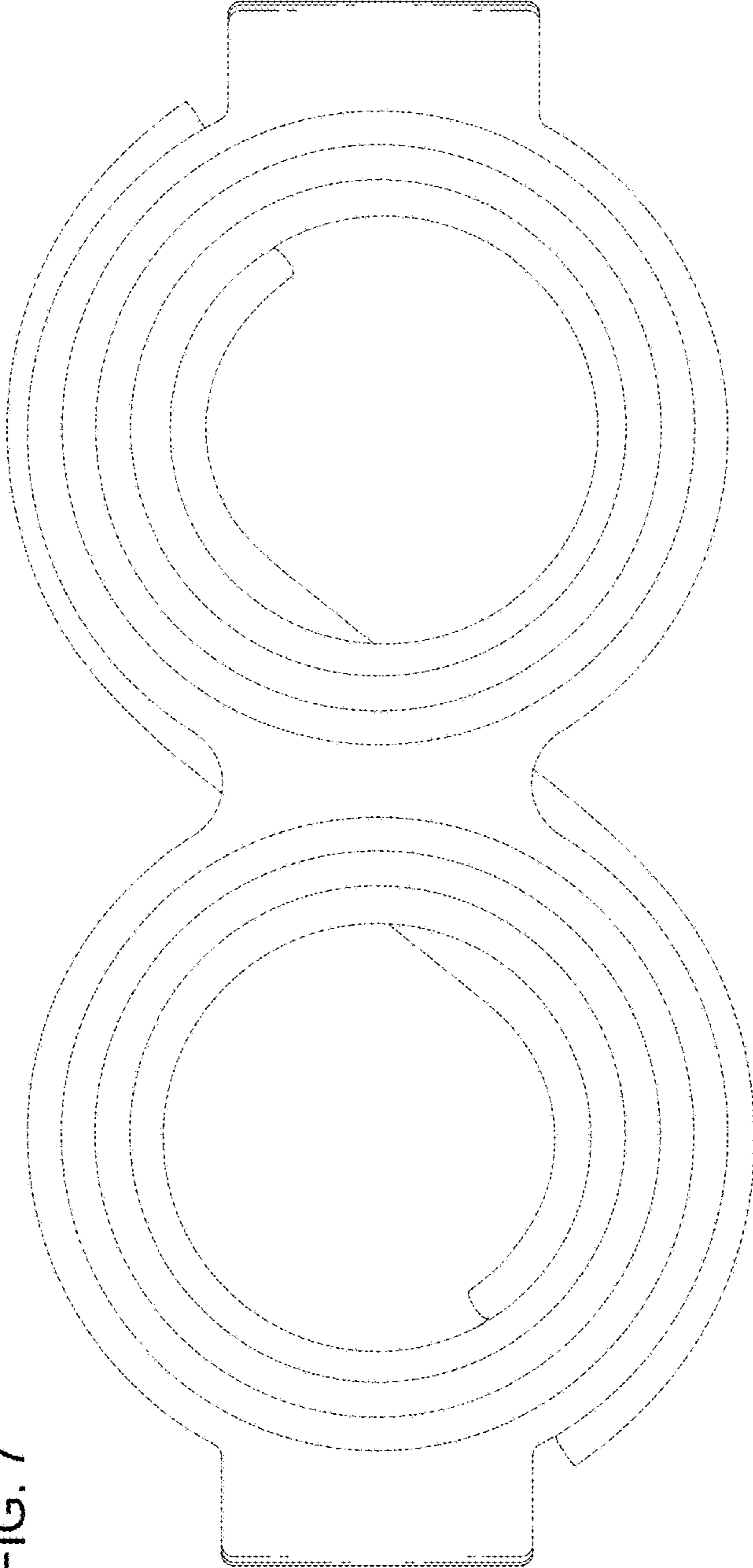


FIG. 7