



US00D868156S

(12) **United States Design Patent** (10) **Patent No.:** **US D868,156 S**  
**Fischer et al.** (45) **Date of Patent:** **\*\* Nov. 26, 2019**

(54) **TRANSACTION CARD**

(71) Applicant: **American Express Travel Related Services Company, Inc.**, New York, NY (US)

(72) Inventors: **Ashley Fischer**, New York, NY (US); **Patrick Huguenin**, Brooklyn, NY (US); **Sara Milsten**, New York, NY (US); **Arjun Pappajohn**, Jersey City, NJ (US); **Jennifer Richards**, Brooklyn, NY (US); **Georgina Robertson**, New York, NY (US); **Muge Sencalis**, Hoboken, NJ (US); **Sabrina Sodja**, Glen Ridge, NJ (US); **Margarita Solodar**, Livingston, NJ (US); **Arik Vortman**, Great Neck, NY (US)

(73) Assignee: **AMERICAN EXPRESS TRAVEL RELATED SERVICES COMPANY, INC.**, New York, NY (US)

(\*\*) Term: **15 Years**

(21) Appl. No.: **29/673,035**

(22) Filed: **Dec. 11, 2018**

(51) **LOC (12) Cl.** ..... **19-08**

(52) **U.S. Cl.**

USPC ..... **D19/10**

(58) **Field of Classification Search**

USPC ..... D19/1-12, 20-34, 100; 40/124.01-124.15, 672, 661, 726, 776, 40/617; 283/72, 74-75, 103, 105-107, 283/82, 70, 94, 81, 904; 206/449, 815; D21/385; D20/10, 22, 27, 40, 42, 11; D14/435-437; 360/2; D6/613, 583; 235/380, 382, 487, 493, 488  
CPC .. B42D 15/022; B42D 15/042; B42D 15/045; B42D 15/027; B42D 25/00; B42D 25/20; B42D 25/23; B42D 25/26; B42D 25/29;

B42D 25/30; B42D 25/285; B42D 2033/00; B42D 2033/04; B42D 2033/08; B42D 2033/10; B42D 2033/16; B42D 2033/18; B42D 2033/20; B42D 2033/22; B42D 2033/28; B42D 2033/30

See application file for complete search history.

(56) **References Cited**

U.S. PATENT DOCUMENTS

D429,733 S \* 8/2000 Jones ..... D14/479  
D788,847 S \* 6/2017 Hendrick ..... D19/9

(Continued)

*Primary Examiner* — Abraham Bahta

(74) *Attorney, Agent, or Firm* — Thomas Horstemeyer, LLP

(57) **CLAIM**

The ornamental design for a transaction card, as shown and described.

**DESCRIPTION**

The patent or application file contains at least one drawing executed in color. Copies of this patent or patent application publication with color drawing(s) will be provided by the Office upon request and payment of the necessary fee.

FIG. 1 is a perspective view of the transaction card showing our new design;

FIG. 2 is a top view thereof, the bottom view being a mirror image thereof;

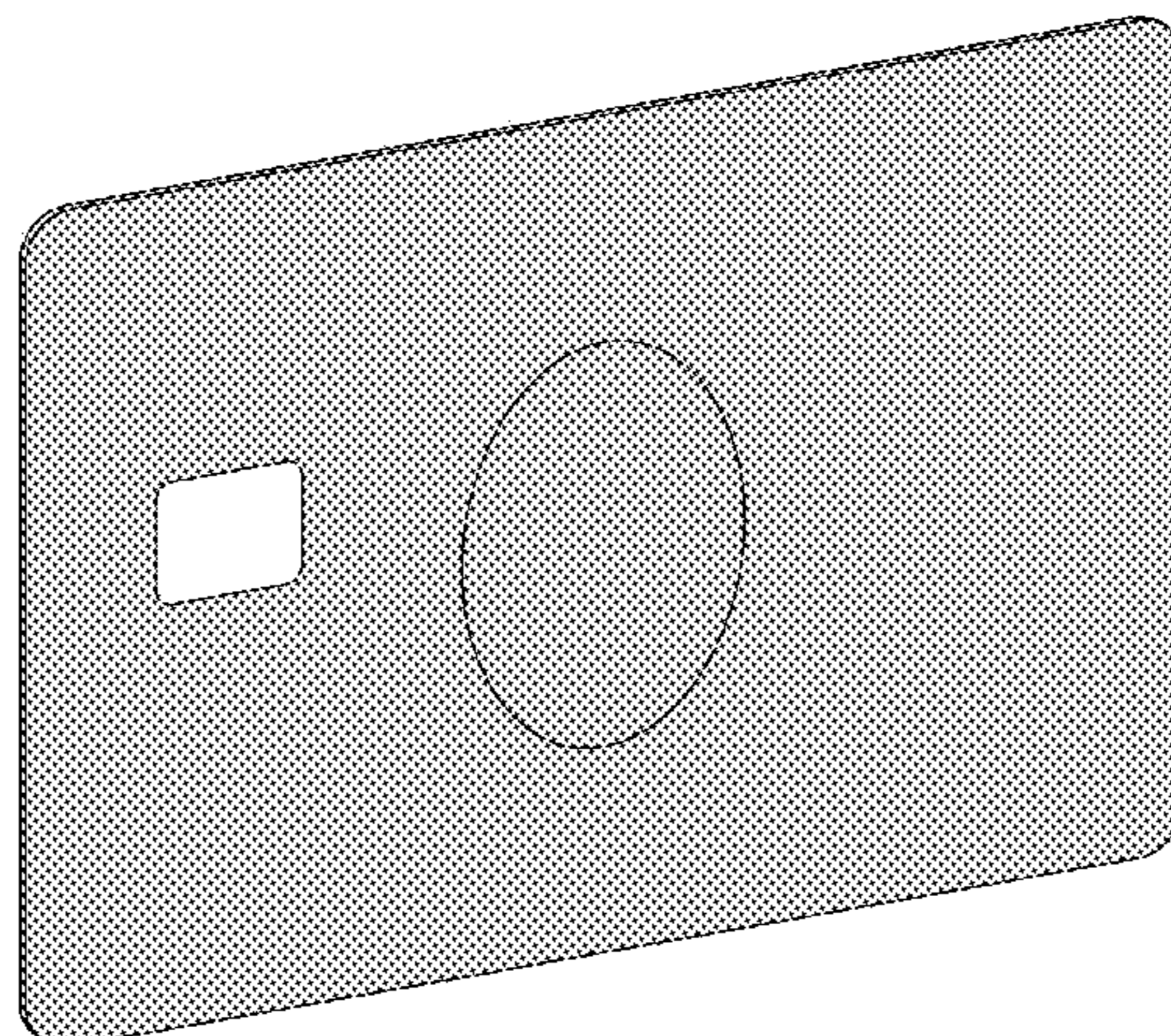
FIG. 3 is a front view thereof;

FIG. 4 is a right side view thereof, the left side view being a mirror image thereof; and,

FIG. 5 is a back view thereof.

The broken line showing of portions of the transaction card is included for the purpose of illustrating environmental structure and forms no part of the claimed design.

**1 Claim, 3 Drawing Sheets**  
**(3 of 3 Drawing Sheet(s) Filed in Color)**



(56)

**References Cited**

U.S. PATENT DOCUMENTS

D797,188 S \* 9/2017 Hendrick ..... D19/9  
D813,301 S \* 3/2018 Williams ..... D19/9

\* cited by examiner

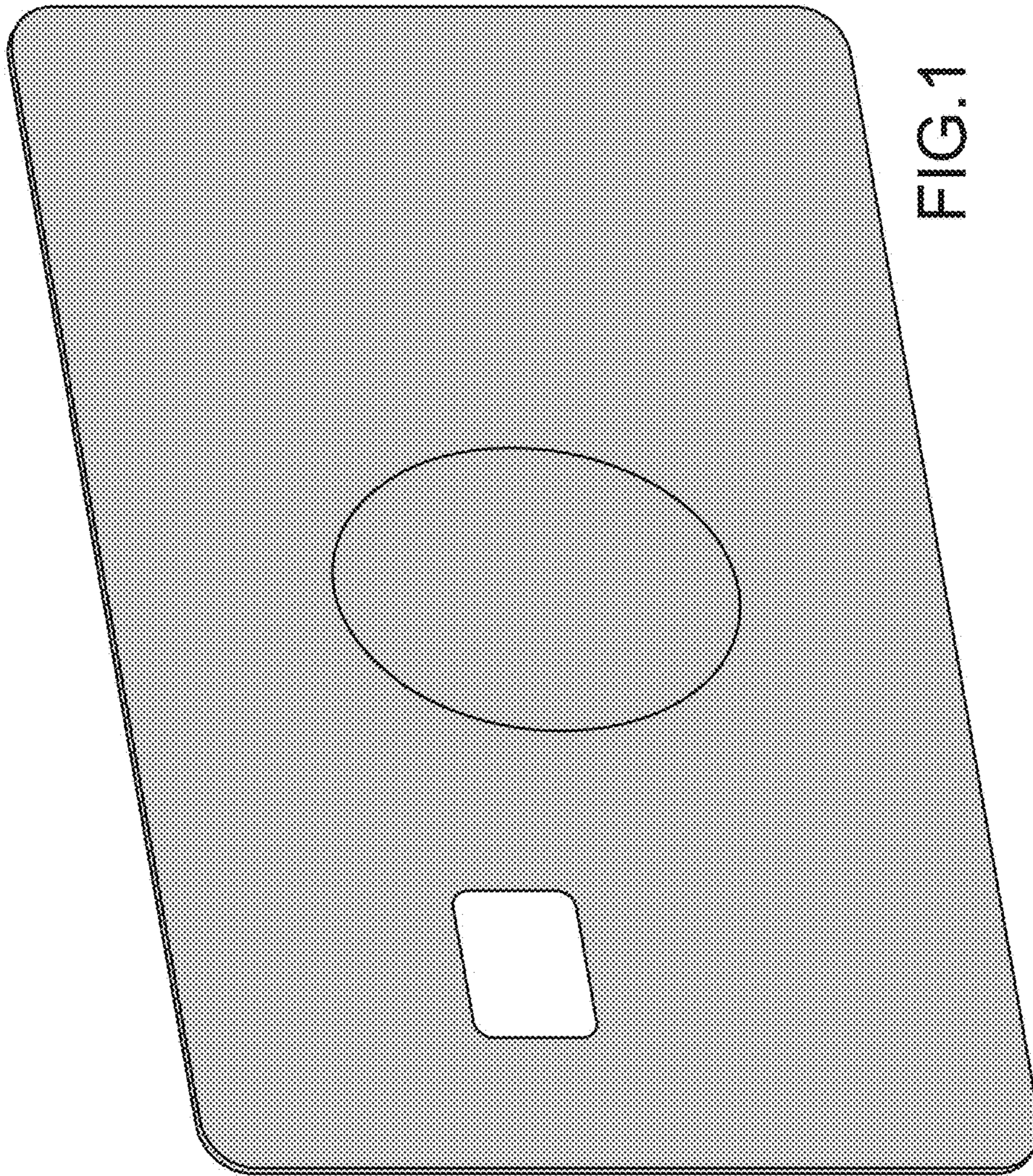


FIG. 1



FIG.2

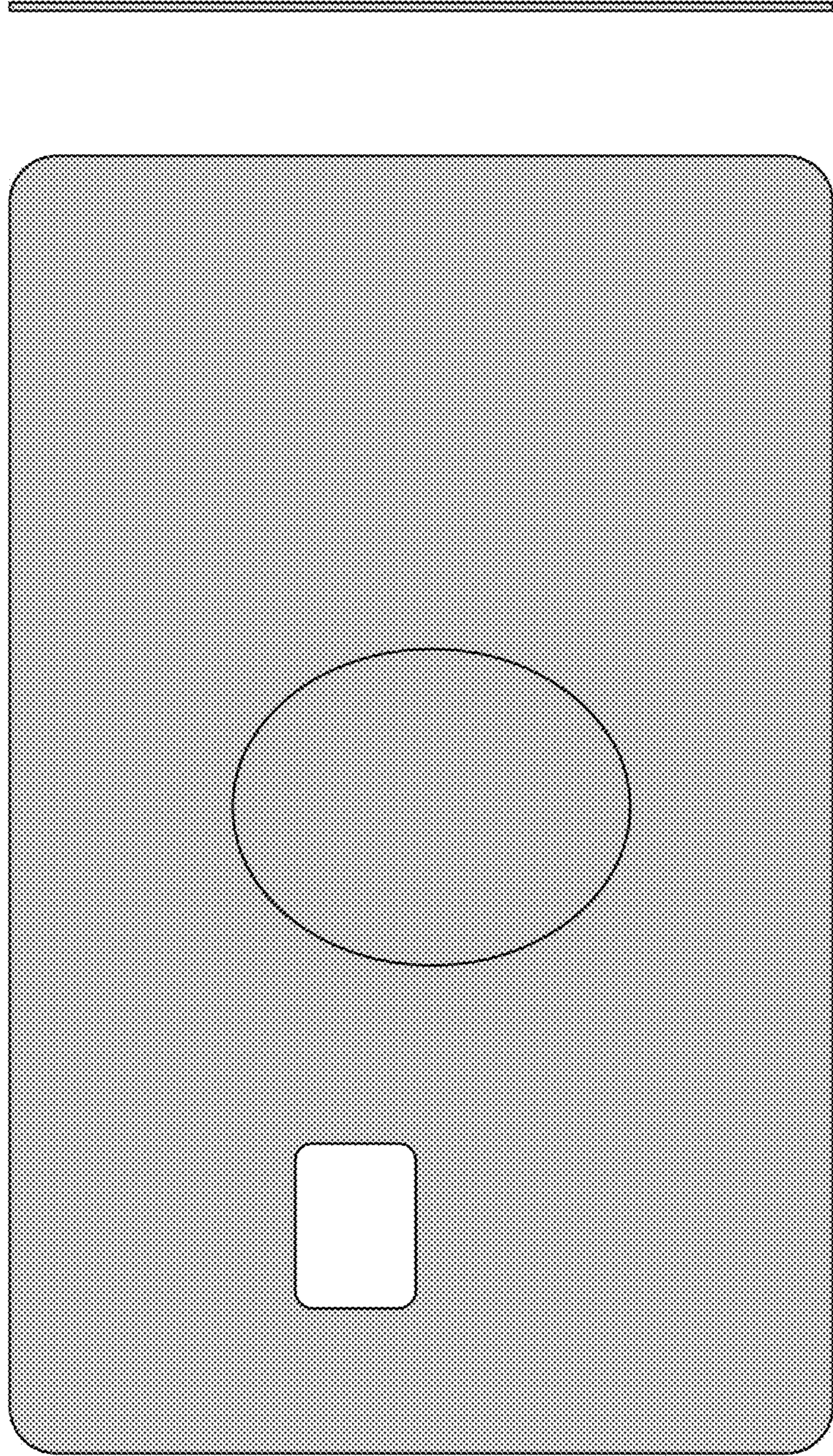


FIG.3

FIG.4




FIG. 5