



US00D868124S

(12) **United States Design Patent**
Riker et al.

(10) **Patent No.:** **US D868,124 S**

(45) **Date of Patent:** **** Nov. 26, 2019**

(54) **TARGET PROFILE FOR A PHYSICAL VAPOR DEPOSITION CHAMBER TARGET**

D381,030 S * 7/1997 Tepman D15/144
D423,026 S * 4/2000 Shimazu D15/144.1
6,086,725 A * 7/2000 Abburi C23C 14/3414
204/192.1

(71) Applicant: **APPLIED MATERIALS, INC.**, Santa Clara, CA (US)

(Continued)

(72) Inventors: **Martin Lee Riker**, Milpitas, CA (US);
Fuhong Zhang, San Jose, CA (US);
Zheng Wang, Mountain View, CA (US)

FOREIGN PATENT DOCUMENTS

CN 206573738 U 10/2017
JP D1420846 8/2011

(Continued)

(73) Assignee: **APPLIED MATERIALS, INC.**, Santa Clara, CA (US)

OTHER PUBLICATIONS

(**) Term: **15 Years**

Sputtering Targets, posted at Angstrom Sciences, posting date May 5, 2016. Site visited Apr. 1, 2019. URL: <<https://web.archive.org/web/20160505015447/https://www.angstromsciences.com/sputtering-targets>> (Year: 2016).*

(Continued)

(21) Appl. No.: **29/629,062**

(22) Filed: **Dec. 11, 2017**

(51) **LOC (12) Cl.** **15-09**

(52) **U.S. Cl.**
USPC **D15/144; D15/150; D15/199; D13/182**

(58) **Field of Classification Search**
USPC D22/113, 199; D13/182; D15/144.1,
D15/144.2, 144, 150, 199
CPC H01L 21/67742; H01L 21/0226; H01L
21/02263; H01L 21/02266; H01L
21/02269; H01L 21/02271; H01L
2224/75186; H01L 2224/761185; H01L
2224/76186; H01L 2221/68363; H01L
21/02631; C23C 14/3407; C23C 14/35;
C23C 8/00; C23C 10/00; H01J 37/3414;
H01J 37/3423
See application file for complete search history.

Primary Examiner — Kevin K Rudzinski

Assistant Examiner — Kathleen L Jones

(74) *Attorney, Agent, or Firm* — Moser Taboada; Alan Taboada

(57) **CLAIM**

The ornamental design for a target profile for a physical vapor deposition chamber target, as shown and described.

DESCRIPTION

FIG. 1 is a top perspective view of a target profile for a physical vapor deposition chamber target.

FIG. 2 is a top plan view thereof.

FIG. 3 is a bottom plan view thereof.

FIG. 4 is a right side plan view thereof.

FIG. 5 is a left side plan view thereof.

FIG. 6 is a front view thereof.

FIG. 7 is a back view thereof; and,

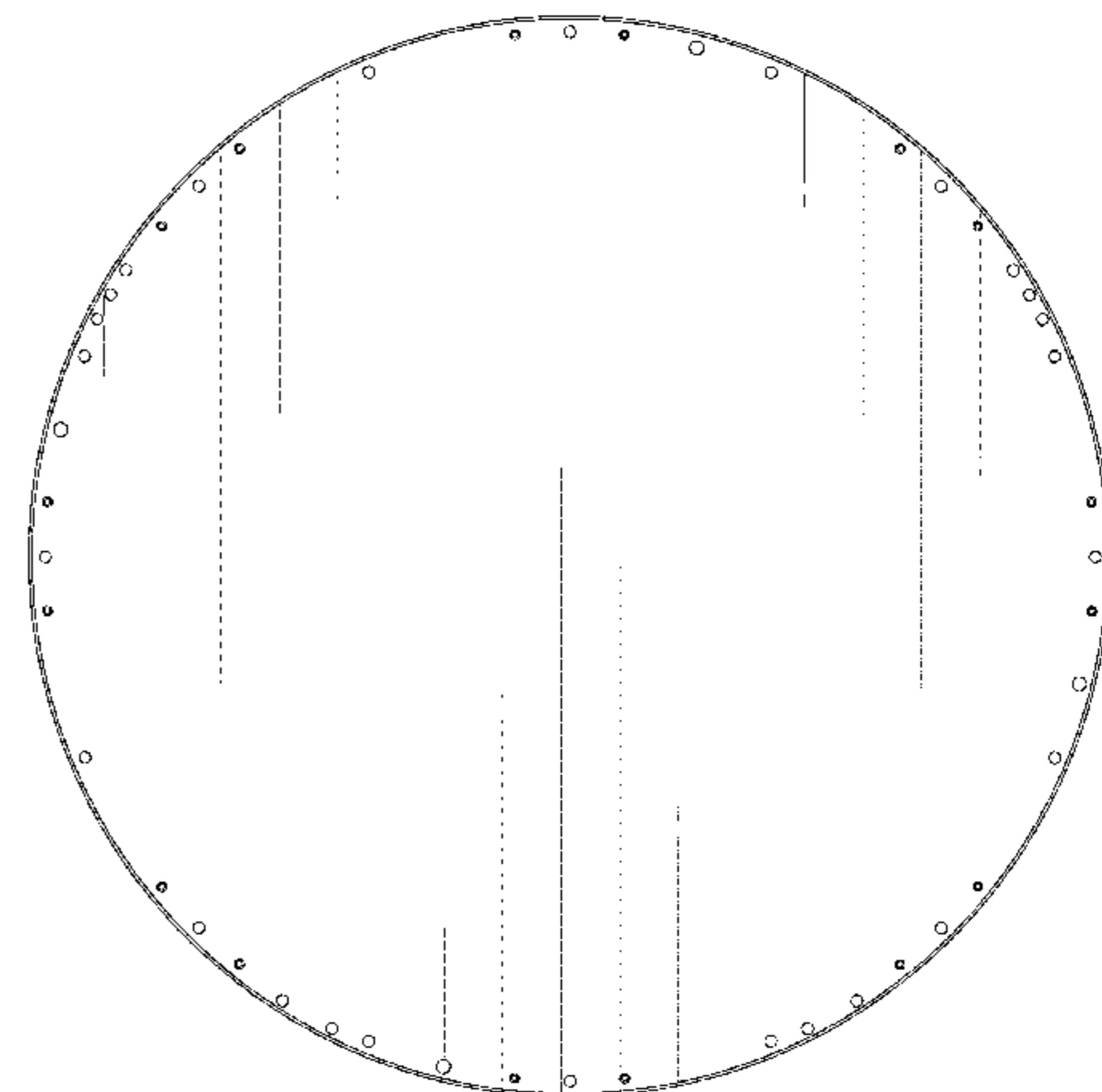
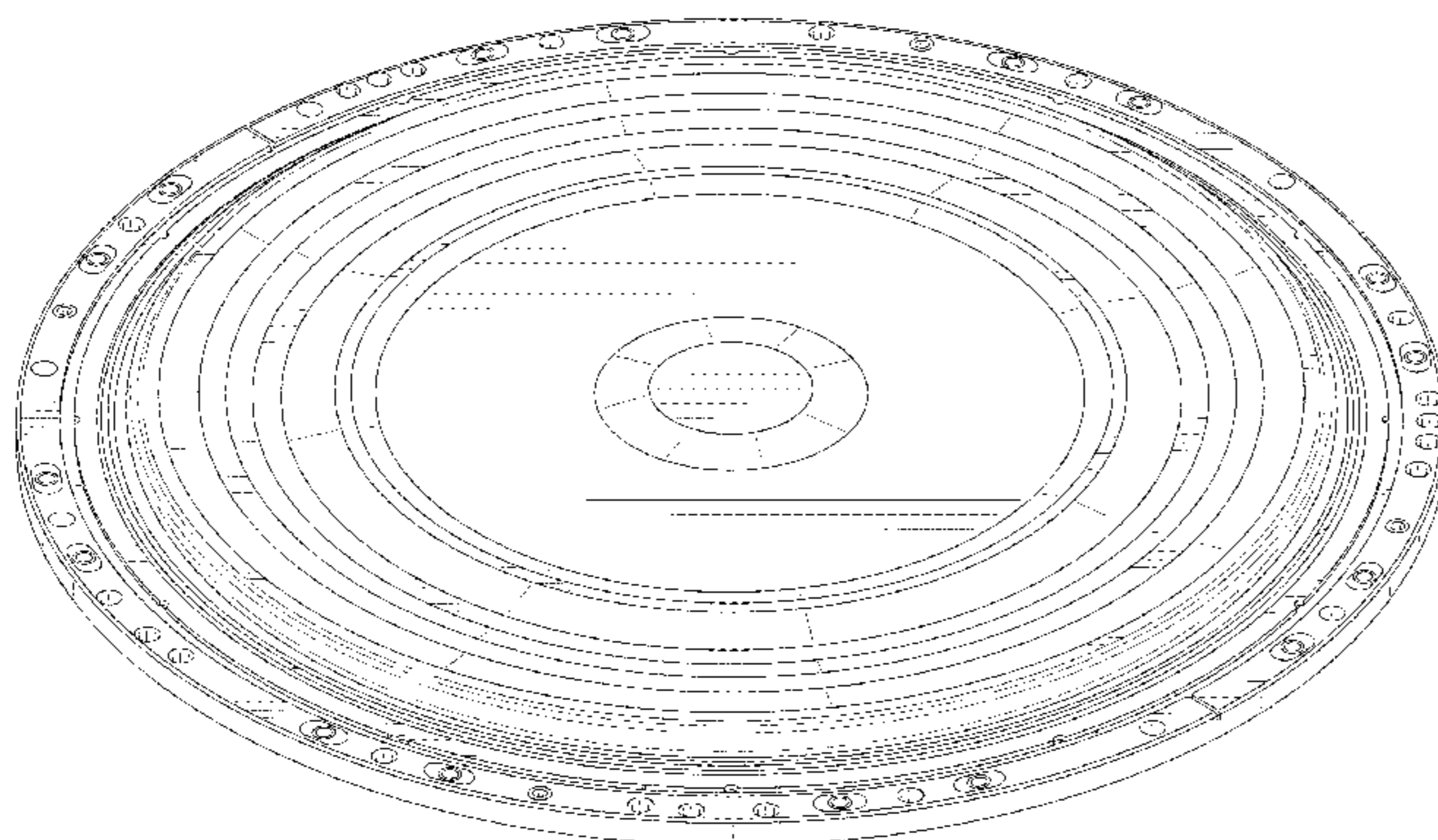
FIG. 8 is an enlarged cross sectional view taken along line 8-8 in FIG. 2.

1 Claim, 6 Drawing Sheets

(56) **References Cited**

U.S. PATENT DOCUMENTS

5,320,728 A * 6/1994 Tepman H01J 37/3408
204/192.12
D351,450 S * 10/1994 Maryska D22/113
D363,464 S * 10/1995 Fukasawa D13/182



(56)

References Cited

U.S. PATENT DOCUMENTS

6,114,216 A * 9/2000 Yieh C23C 16/0245
257/E21.149
D446,231 S * 8/2001 Kuraoka D15/144
6,390,905 B1 5/2002 Korovin et al.
6,659,850 B2 12/2003 Korovin et al.
D487,254 S * 3/2004 Suenaga D13/182
D496,951 S * 10/2004 Brasseur D15/144
6,815,352 B1 11/2004 Tamura et al.
D503,729 S * 4/2005 de Leeuw D15/144.2
D553,104 S * 10/2007 Oohashi D13/182
D557,226 S 12/2007 Uchino
D559,993 S 1/2008 Nagakubo et al.
D559,994 S 1/2008 Nagakubo et al.
D562,856 S * 2/2008 Hawley D15/144
D570,310 S * 6/2008 Sasaki D13/182
D571,383 S * 6/2008 Ota D15/138
D571,831 S * 6/2008 Ota D15/138
D571,833 S * 6/2008 Ota D15/138
D572,733 S * 7/2008 Ota D15/138
7,402,098 B2 7/2008 Severson et al.
D582,949 S * 12/2008 Yamashita D15/138
D600,660 S * 9/2009 Sato D13/179
D614,593 S 4/2010 Lee et al.
D616,390 S 5/2010 Sato
D633,452 S 3/2011 Namiki et al.
D649,126 S 11/2011 Takahashi
D669,509 S * 10/2012 Krink D15/144.1
8,398,833 B2 * 3/2013 Lee C23C 14/3407
204/192.1
D683,806 S * 6/2013 Dueck D22/108
D687,790 S * 8/2013 Krishnan D13/182
D687,791 S * 8/2013 Krishnan D13/182
D691,974 S 10/2013 Osada
D694,790 S * 12/2013 Matsumoto D15/138
D716,742 S 11/2014 Jang et al.
D724,553 S 3/2015 Choi et al.
D732,094 S * 6/2015 Jussel D15/144.1
D741,823 S 10/2015 Tateno et al.
D750,728 S * 3/2016 Kremer D22/113
D767,234 S 9/2016 Kirkland et al.
D769,200 S 10/2016 Fukushima et al.
D770,992 S 11/2016 Tauchi et al.
D790,041 S * 6/2017 Jang D23/259
D793,572 S * 8/2017 Kozuka D24/224
D795,208 S 8/2017 Sasaki et al.
D796,458 S * 9/2017 Jang D13/182
D797,067 S 9/2017 Zhang et al.
D797,691 S 9/2017 Joubert et al.
D798,248 S 9/2017 Hanson et al.
D801,942 S 11/2017 Riker et al.
D808,349 S * 1/2018 Fukushima D13/182
D810,705 S 2/2018 Krishnan et al.
D813,181 S * 3/2018 Okajima D13/182
D825,504 S * 8/2018 Zhang D13/182
D825,505 S 8/2018 Hanson et al.
D830,435 S 10/2018 Wakisaka et al.
D830,981 S 10/2018 Jeong et al.
D836,572 S 12/2018 Riker et al.

D837,755 S * 1/2019 Riker D13/182
D839,224 S * 1/2019 Yamaki D13/182
D846,514 S * 4/2019 Yoshida D13/182
D851,613 S * 6/2019 Johanson D13/182
2004/0149567 A1 8/2004 Kosyachkov
2005/0152089 A1 7/2005 Matsuda et al.
2005/0193952 A1 9/2005 Goodman et al.
2007/0076345 A1 4/2007 Bang
2008/0173541 A1 * 7/2008 Lee C23C 14/3407
204/298.12
2008/0308416 A1 * 12/2008 Allen C23C 14/3407
204/298.12
2009/0260982 A1 * 10/2009 Riker C23C 14/34
204/298.11
2010/0096261 A1 * 4/2010 Hoffman C23C 14/35
204/298.08
2010/0108500 A1 * 5/2010 Hawrylchak C23C 14/3407
204/298.13
2010/0170786 A1 * 7/2010 Wang B22F 3/12
204/298.13
2011/0209985 A1 * 9/2011 Li C23C 14/3407
204/192.12
2012/0033340 A1 * 2/2012 Roy H01L 21/67103
361/234
2013/0316628 A1 11/2013 Jang et al.
2014/0261180 A1 * 9/2014 Yoshidome C23C 14/3407
118/723 R
2015/0170888 A1 6/2015 Riker et al.
2015/0357169 A1 * 12/2015 Yuan H01J 37/3423
204/298.13
2016/0002776 A1 1/2016 Nal et al.
2016/0002788 A1 1/2016 Nal et al.
2016/0035547 A1 * 2/2016 Johanson H01J 37/3405
204/192.12

FOREIGN PATENT DOCUMENTS

JP D1421157 8/2011
JP D1422692 9/2014
TW 223429 5/1994
TW 223430 5/1994
TW D146490 4/2012
WO WO-02099158 A1 * 12/2002 C23C 14/3407
WO WO-2015023585 A1 * 2/2015 H01J 37/3405

OTHER PUBLICATIONS

Sputtering Targets for LSIs, posted at JX Nippon Mining & Metals, posting date Mar. 22, 2016. Site visited Apr. 1, 2019. URL: <https://web.archive.org/web/20160322055046/http://www.nmm.jx-group.co.jp/english/products/04_supa/target_adv.html> (Year: 2016).
Search Report for Taiwan Design Application No. 107303086 dated Jul. 6, 2018.
Search Report for Taiwan Design Application No. 106301373 dated Jun. 20, 2017.
Search Report for Taiwan Design Application No. 107305358 dated Feb. 21, 2019.

* cited by examiner

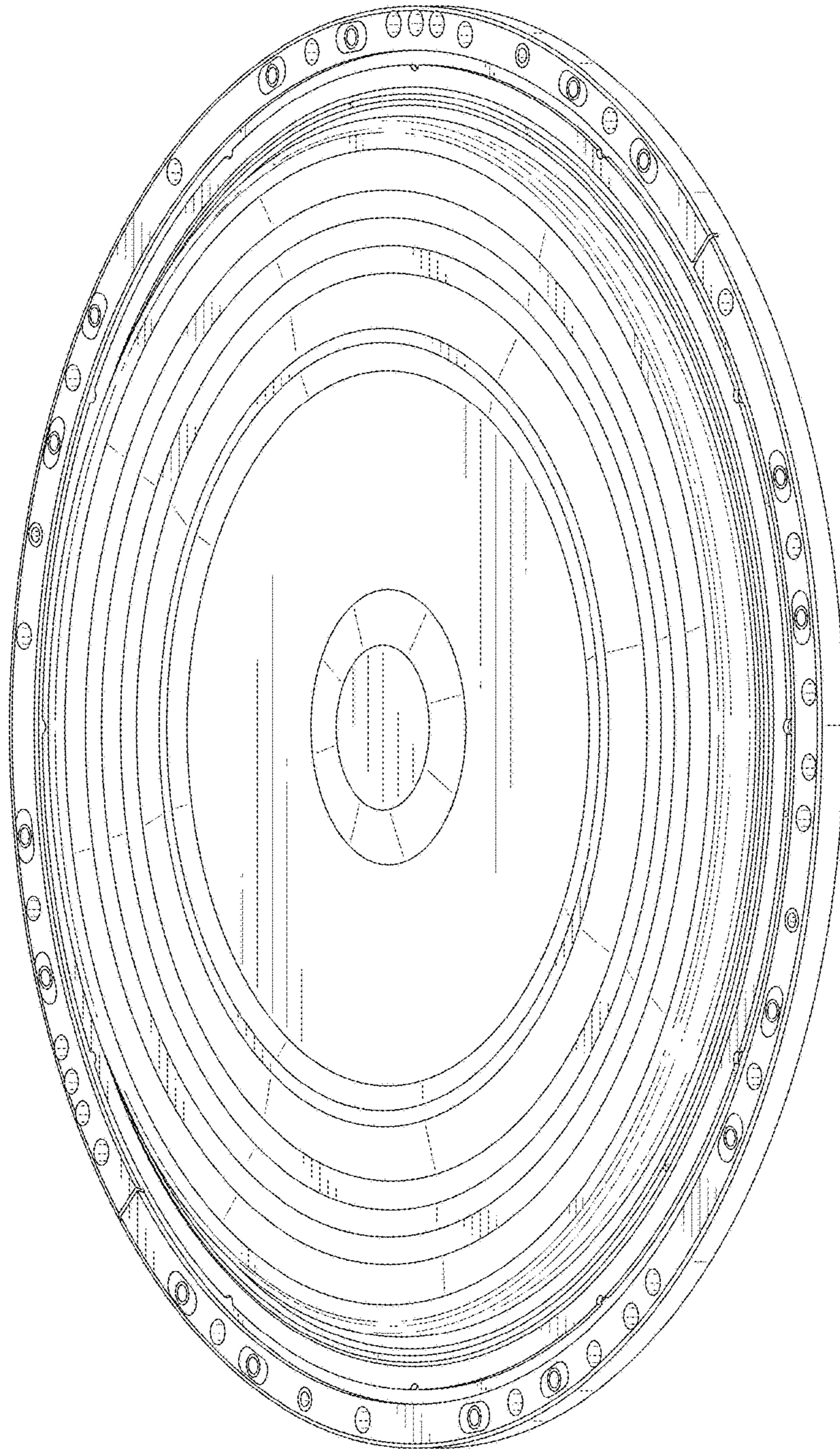


FIG. 1

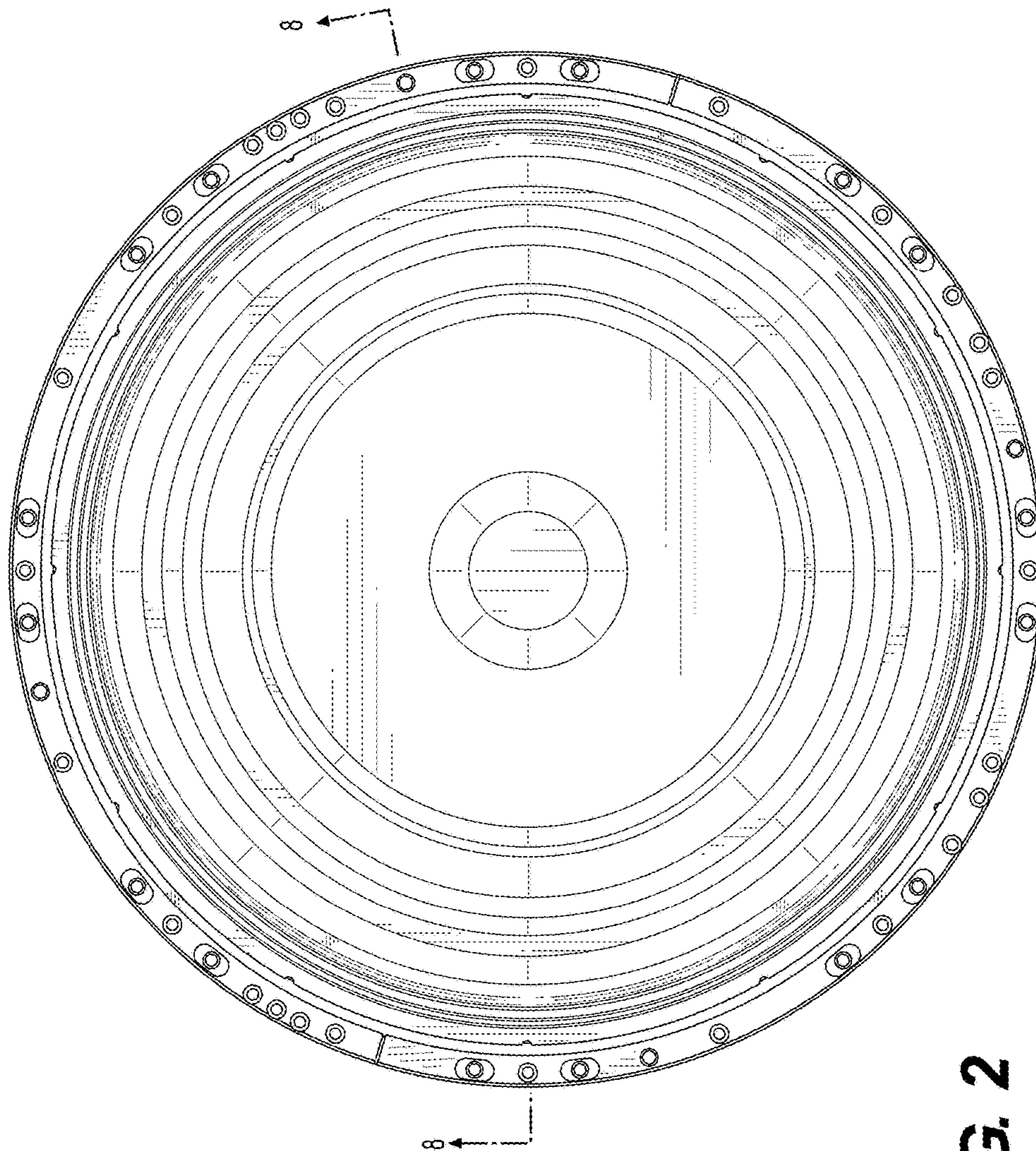


FIG. 2

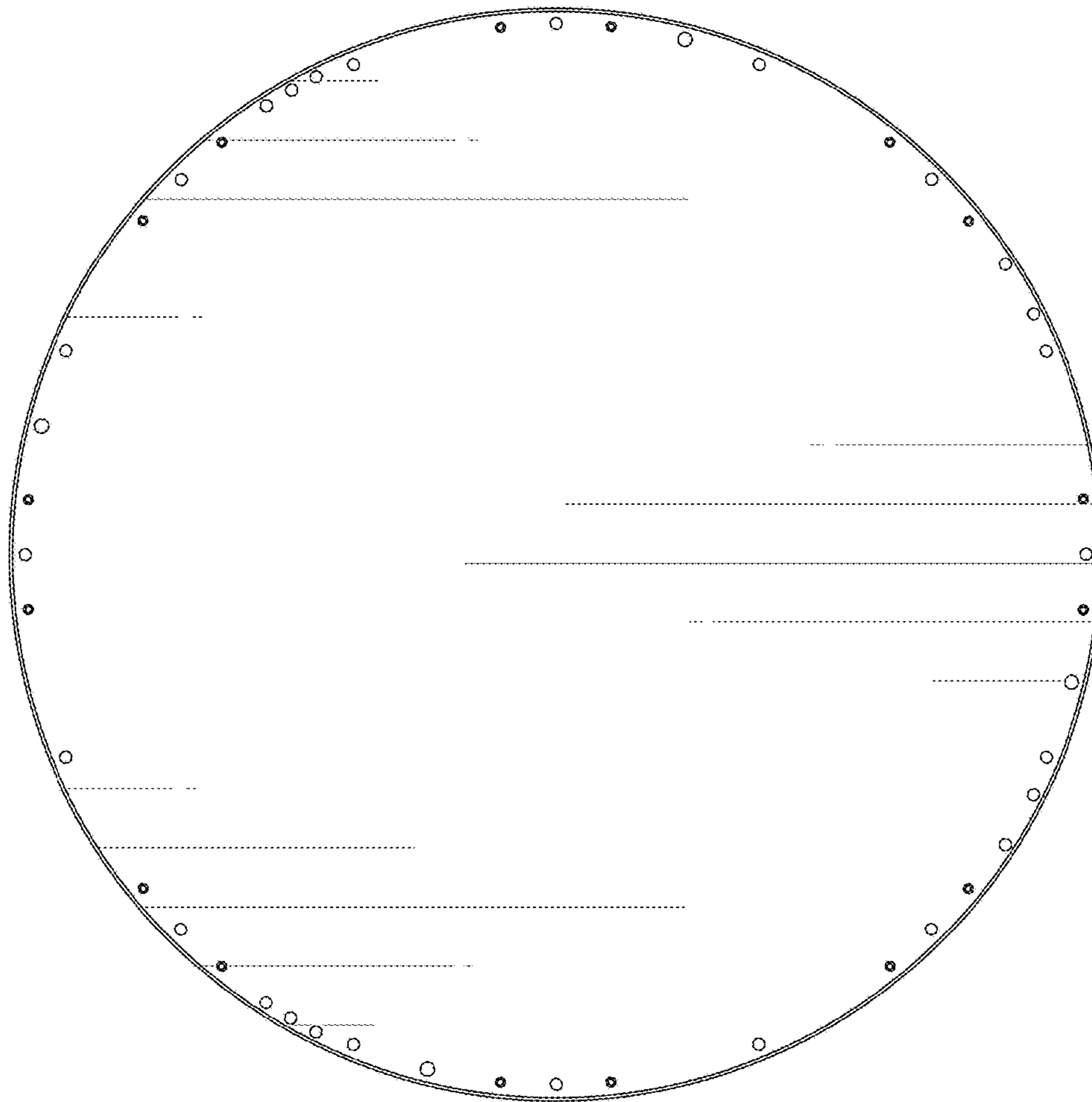


FIG. 3

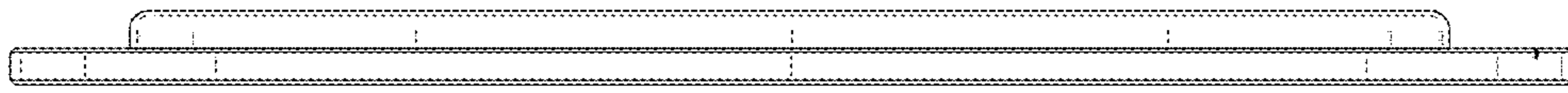


FIG. 4

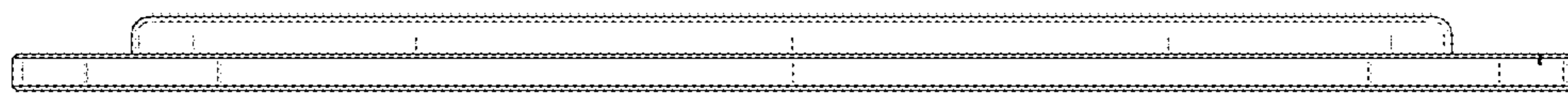


FIG. 5

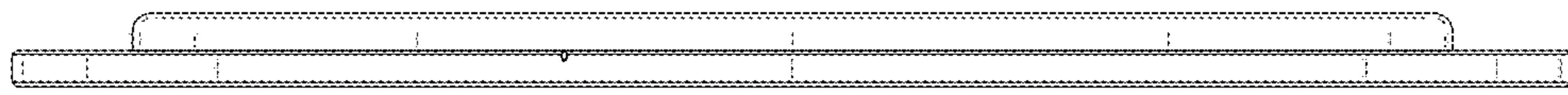


FIG. 6

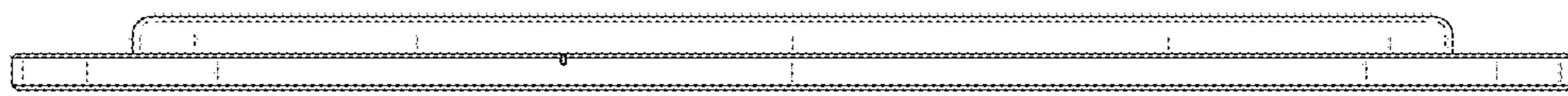


FIG. 7

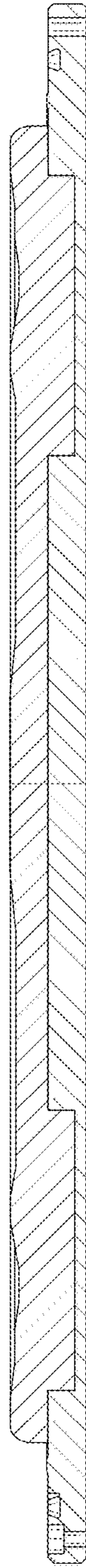


FIG. 8