



US00D868113S

(12) **United States Design Patent** (10) **Patent No.:** **US D868,113 S**  
**Trudeau** (45) **Date of Patent:** **\*\* Nov. 26, 2019**

(54) **INTEGRATED SUPERCHARGER AND CHARGE-AIR COOLER SYSTEM**

(71) Applicant: **Eaton Corporation**, Cleveland, OH (US)

(72) Inventor: **Jon Paul Trudeau**, Battle Creek, MI (US)

(73) Assignee: **Eaton Intelligent Power Limited**, Dublin (IE)

(\*\*) Term: **15 Years**

(21) Appl. No.: **29/568,103**

(22) Filed: **Jun. 15, 2016**

**Related U.S. Application Data**

(62) Division of application No. 29/438,753, filed on Dec. 3, 2012, now Pat. No. Des. 762,246.

(51) **LOC (12) Cl.** ..... **15-01**

(52) **U.S. Cl.**  
USPC ..... **D15/5**

(58) **Field of Classification Search**  
USPC ..... D15/1-6; 123/559.1, 563; 415/17.4, 415/319, 139, 201.1, 206.1; 60/599, 611  
See application file for complete search history.

(56) **References Cited**

**U.S. PATENT DOCUMENTS**

4,075,991 A 2/1978 Menig et al.  
D255,353 S 6/1980 Ullrich  
6,758,661 B1 \* 7/2004 Thelen ..... F02B 33/38  
418/206.1  
6,837,195 B2 1/2005 Suwazono  
7,137,384 B1 11/2006 Kavadeles  
7,604,467 B2 10/2009 Prior  
7,726,286 B2 6/2010 Prior, II et al.

7,845,921 B2 12/2010 Prior  
8,813,492 B2 8/2014 Hansen et al.  
D718,043 S \* 11/2014 Hamburger ..... D3/5  
D762,246 S 7/2016 Trudeau  
2004/0208770 A1 10/2004 Prior  
2008/0060622 A1 3/2008 Prior  
2008/0168961 A1 \* 7/2008 Prior ..... F02M 35/104  
123/184.57  
2008/0175739 A1 7/2008 Prior  
2008/0271719 A1 \* 11/2008 Prior ..... F02B 33/40  
123/559.1  
2008/0292452 A1 11/2008 Prior et al.  
2009/0211244 A1 8/2009 Wegner et al.  
2009/0232689 A1 9/2009 Prior  
2011/0150671 A1 6/2011 Ouwenga  
(Continued)

*Primary Examiner* — T Chase Nelson

*Assistant Examiner* — Ania Aman

(74) *Attorney, Agent, or Firm* — Merchant & Gould P.C.

(57) **CLAIM**

The ornamental design for an integrated supercharger and charge-air cooler system, as shown and described herein.

**DESCRIPTION**

FIG. 1 is a top right perspective view of an integrated supercharger and charge-air cooler system showing my new design.

FIG. 2 is a bottom left rear perspective view.

FIG. 3 is a top view.

FIG. 4 is a bottom view.

FIG. 5 is a front view.

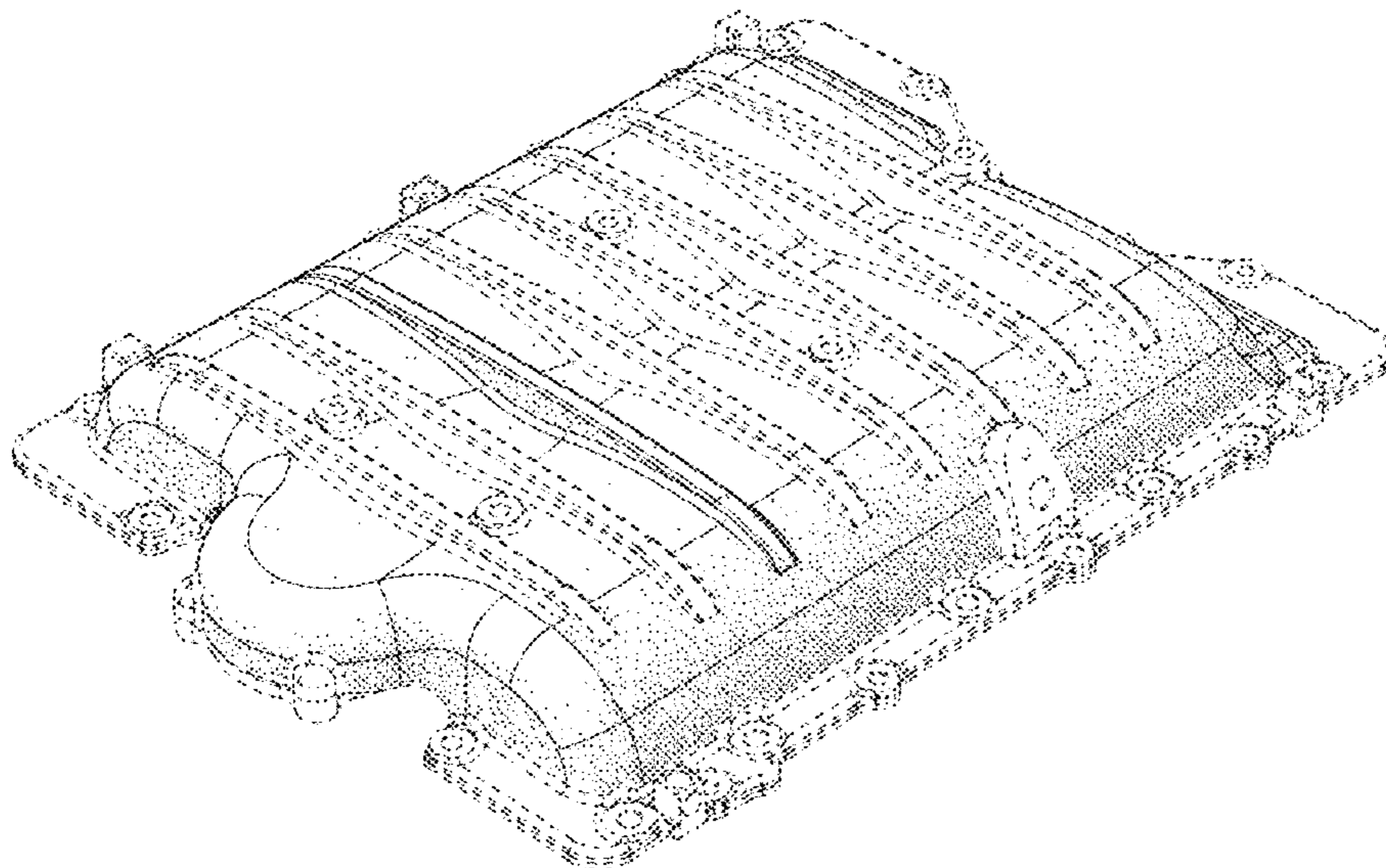
FIG. 6 is a rear view.

FIG. 7 is a right side view; and,

FIG. 8 a left side view.

The broken lines showing portions of the integrated supercharger and charge-air cooler system form no part of the claimed design.

**1 Claim, 6 Drawing Sheets**



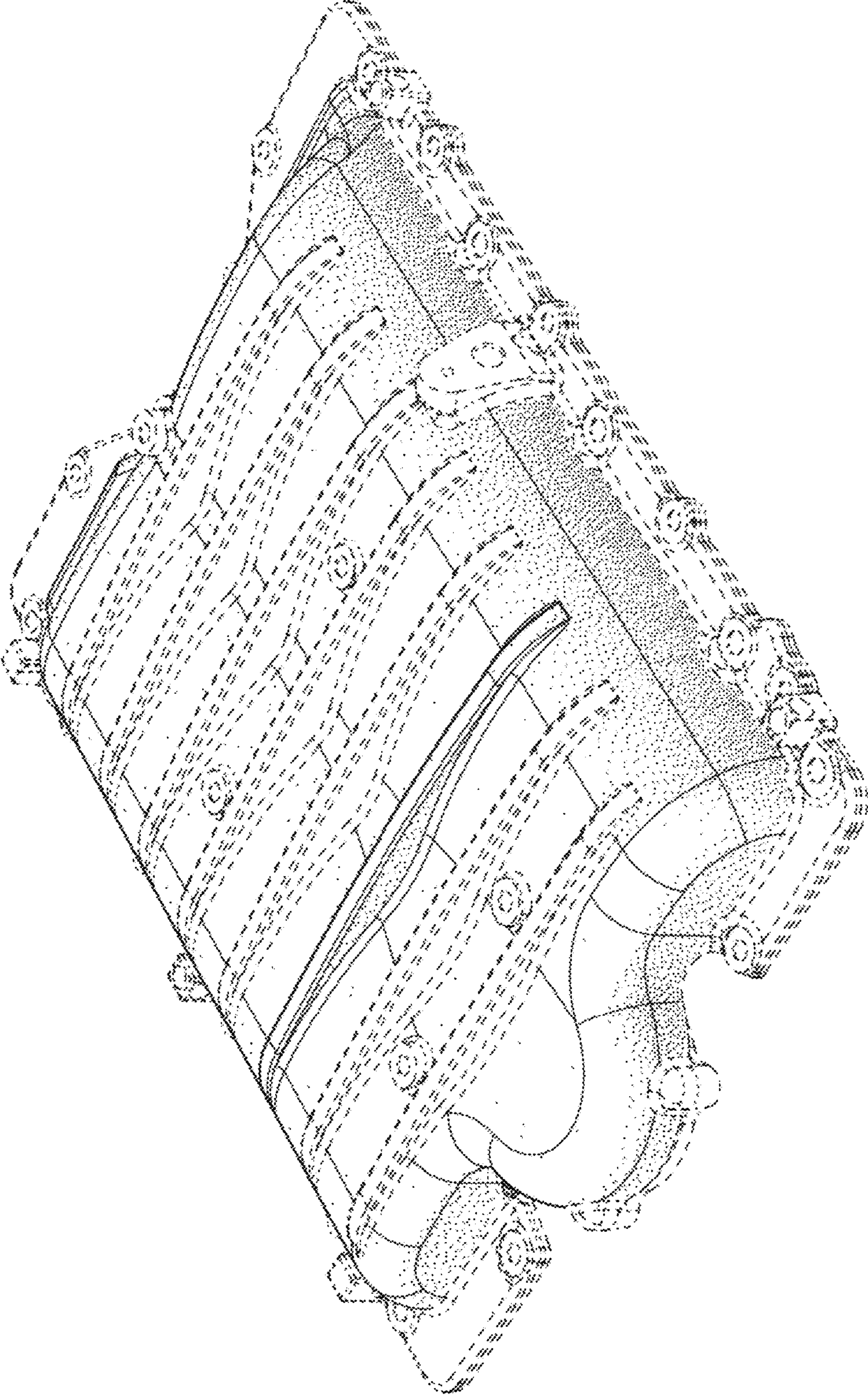
(56)

**References Cited**

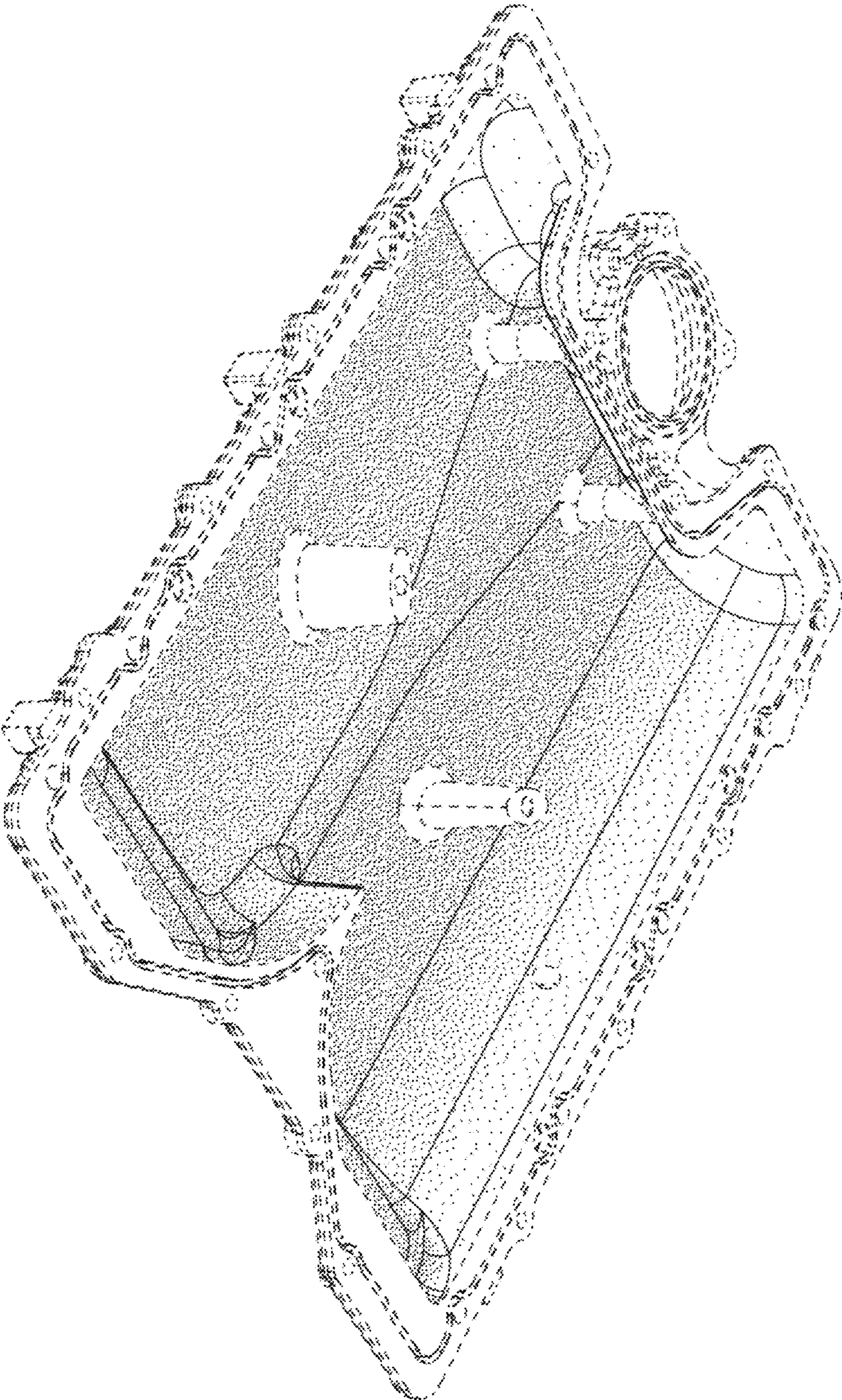
U.S. PATENT DOCUMENTS

2014/0017101	A1	1/2014	Staley	
2014/0193285	A1	7/2014	Swartzlander	
2014/0224230	A1	8/2014	Simons et al.	
2015/0252719	A1*	9/2015	Pryor .....	F04C 18/16 92/177
2016/0003249	A1*	1/2016	Ouwenga .....	F04C 27/005 418/1
2017/0022991	A1*	1/2017	Orzechowski .....	F01C 21/10
2017/0218891	A1*	8/2017	Zoner .....	F02B 33/36

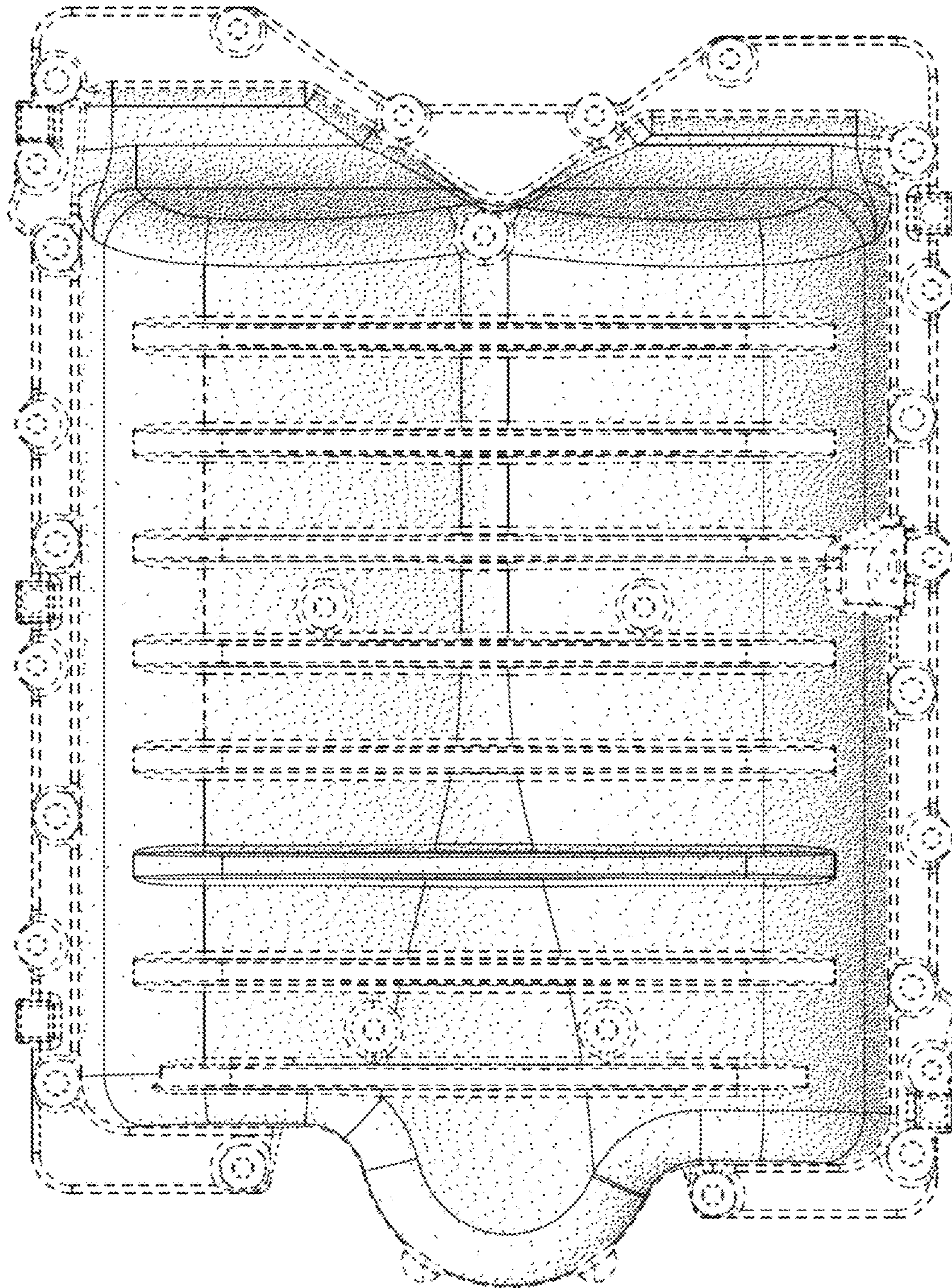
\* cited by examiner



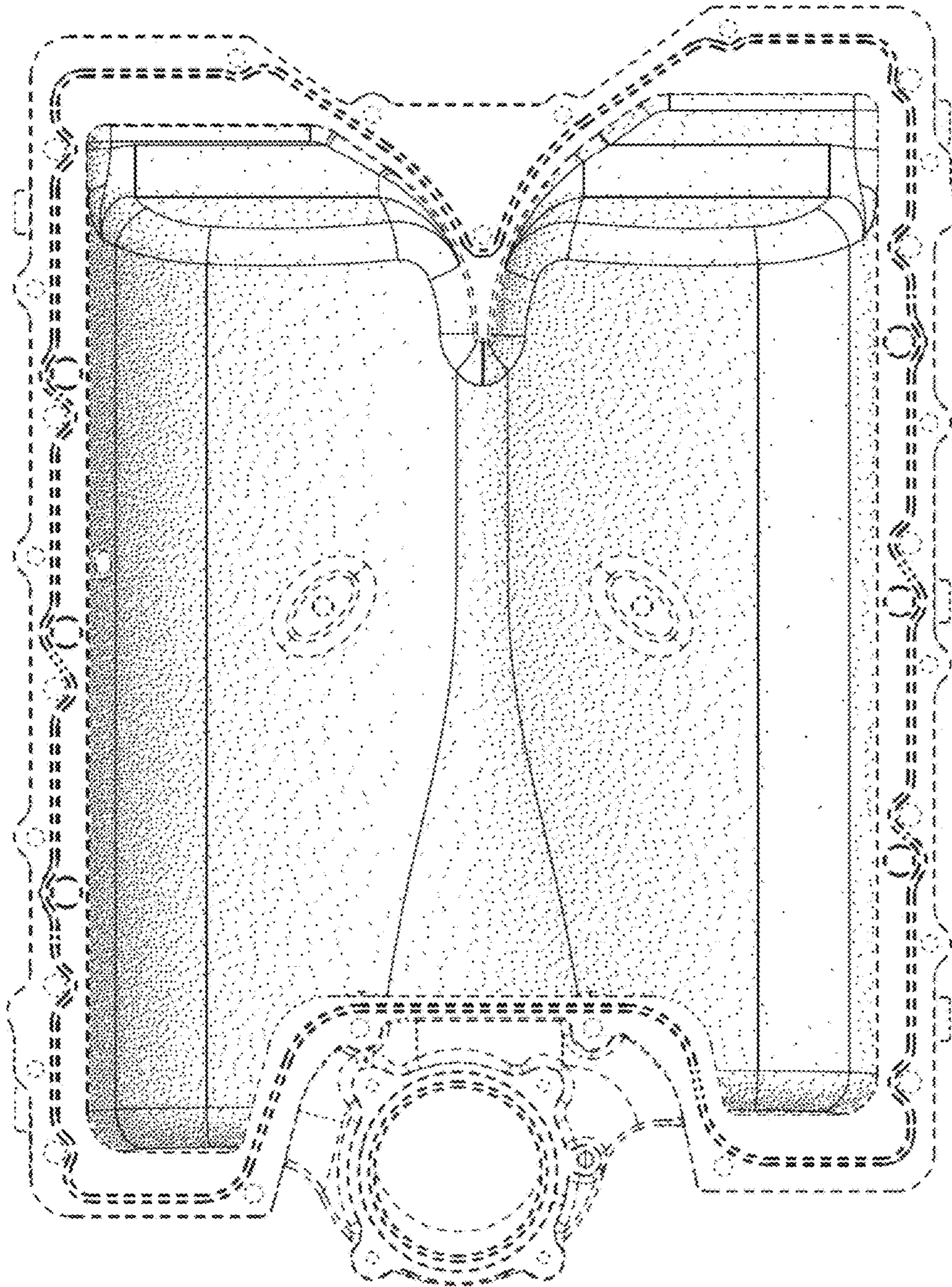
**FIG. 1**




**FIG. 2**




**FIG.3**



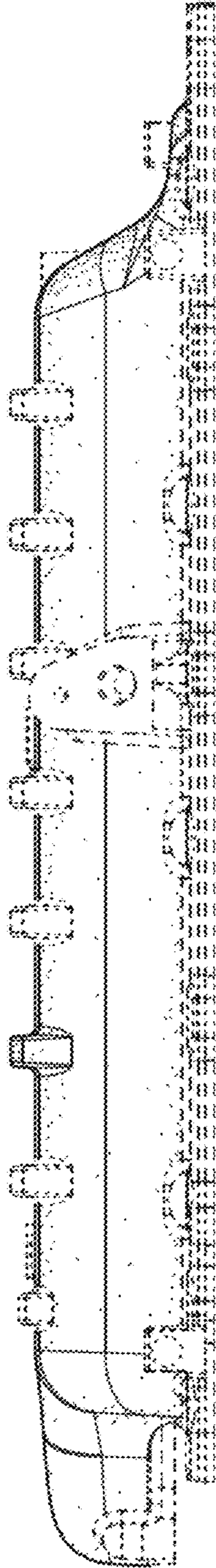
**FIG.4**



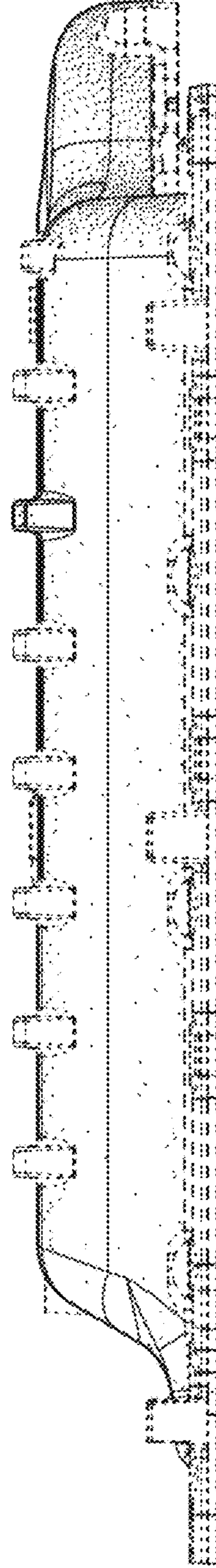
**FIG. 5**



**FIG. 6**



**FIG. 7**



**FIG. 8**