



US00D868077S

(12) **United States Design Patent** (10) **Patent No.:** **US D868,077 S**
Jun (45) **Date of Patent:** **** Nov. 26, 2019**

(54) **USB MEMORY**

(71) Applicant: **SAMSUNG ELECTRONICS CO., LTD.**, Suwon-si (KR)

(72) Inventor: **Gye-jin Jun**, Seongnam-si (KR)

(73) Assignee: **SAMSUNG ELECTRONICS CO., LTD.**, Suwon-si (KR)

(**) Term: **15 Years**

(21) Appl. No.: **29/658,712**

(22) Filed: **Aug. 2, 2018**

(30) **Foreign Application Priority Data**

Feb. 7, 2018 (KR) 30-2018-0006651

(51) **LOC (12) Cl.** **14-03**

(52) **U.S. Cl.**
USPC **D14/480.7**

(58) **Field of Classification Search**
USPC D14/480.1-480.7, 435.1, 411, 433, 436,
D14/484.1, 137, 155, 203.1-203.8, 240,
D14/242; D13/133, 154
CPC H05K 5/0278; G06K 19/07732
See application file for complete search history.

(56) **References Cited**

U.S. PATENT DOCUMENTS

D631,058 S	1/2011	Chin et al.	
D656,145 S *	3/2012	Schlossstein	D14/480.3
D656,150 S *	3/2012	Schlossstein	D14/480.7
D660,857 S	5/2012	Emami	
D680,124 S *	4/2013	Benois	D14/436
D691,152 S *	10/2013	Meisel	D14/385
D691,153 S *	10/2013	Benois	D14/436
D724,599 S *	3/2015	Lin	D14/480.1
D749,599 S *	2/2016	Anderson	D14/480.1
D759,030 S *	6/2016	Kim	D14/480.1

D769,252 S *	10/2016	Zhang	D14/480.1
D783,718 S *	4/2017	Spector	D14/480.3
D798,875 S *	10/2017	Huang	D14/480.1
D798,879 S *	10/2017	Huang	D14/480.1
D807,897 S *	1/2018	Dahan	D14/480.1

FOREIGN PATENT DOCUMENTS

DE	402009005893-0001	5/2010
DE	402011006390-0004	12/2012
EM	002352807-0002	12/2013

(Continued)

OTHER PUBLICATIONS

Communication dated Nov. 16, 2018 issued by the Taiwan Intellectual Property Office in counterpart Taiwan Application No. 107304548.

(Continued)

Primary Examiner — Angela J Lee

(74) *Attorney, Agent, or Firm* — Sughrue Mion, PLLC

(57) **CLAIM**

The ornamental design for a USB memory, as shown and described.

DESCRIPTION

FIG. 1 is a perspective view of a universal serial bus (USB) memory showing our new design.

FIG. 2 is a front elevation view thereof.

FIG. 3 is a rear elevation view thereof.

FIG. 4 is a left side elevation view thereof.

FIG. 5 is a right side elevation view thereof.

FIG. 6 is a top plan view thereof.

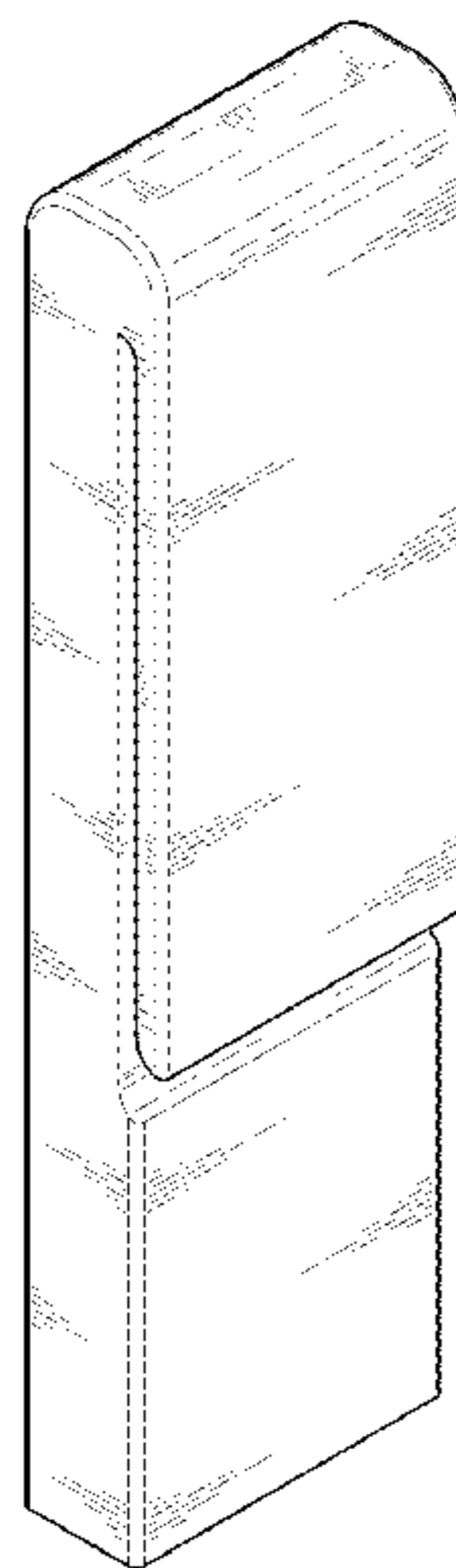
FIG. 7 is a bottom plan view thereof; and,

FIG. 8 is a perspective view of USB memory shown in an example environment.

The features of the USB memory shown in broken lines in FIG. 7 form no part of the claimed design.

The features shown in broken lines in FIG. 8 show environment only and form no part of the claimed design.

1 Claim, 7 Drawing Sheets



(56)

References Cited

FOREIGN PATENT DOCUMENTS

KR	30-0471079 S	2/2008
TW	D139272	3/2011
TW	D139273 S1	3/2011

OTHER PUBLICATIONS

Known-Prior Art 1—Manufacturer: Memorette, Model: USB Clip, Source: http://www.10x10.co.kr/shopping/category_prd.asp?itemid=985000, one page total.

Known-Prior Art 2—Manufacturer: Unverified; Model: USB, Source: http://kr.made-in-china.com/co_shine-way/image_Money-Clip-USB-2-0-Flash-Drive-UFD-E320-_essyeeung_IKWEPZAGYYbf.html, one page total.

Known-Prior Art 3—Manufacturer: Trangee; Model: USB, Source: https://ko.aliexpress.com/item/100-Real-8GB-16GB-32GB-64GB-USB-2-0-Clip-Flash-Drives-Memory-stick-1pcs-Logo/32393858336.html?spm=a2g12.search0302.3.191.JdRTU8&ws_ab_test=searchweb0_0,searchweb201602_0_10073_10152_10151_10536_10538_10537_10539_10055_10154_10175_10056_10155_10059_10312_10314_10534_10313_10533_10060_10084_100031_10083_10107_10307_10341_10065_10142_10340_10068_10343_10541_10342_10345_10103_10102_10344,searchweb201603_0,ppcSwitch_0&algo_pvid=9ec8beab-5a60-4c2e-920c-73e3a26842b4&algo_expid=9ec8beab-, one page total.

Known-Prior Art 4—Manufacturer: Monocomplex, Model: Clip-USB, Source: http://www.monocomplex.com/work_product_clipusb.html, one page total.

* cited by examiner

FIG. 1

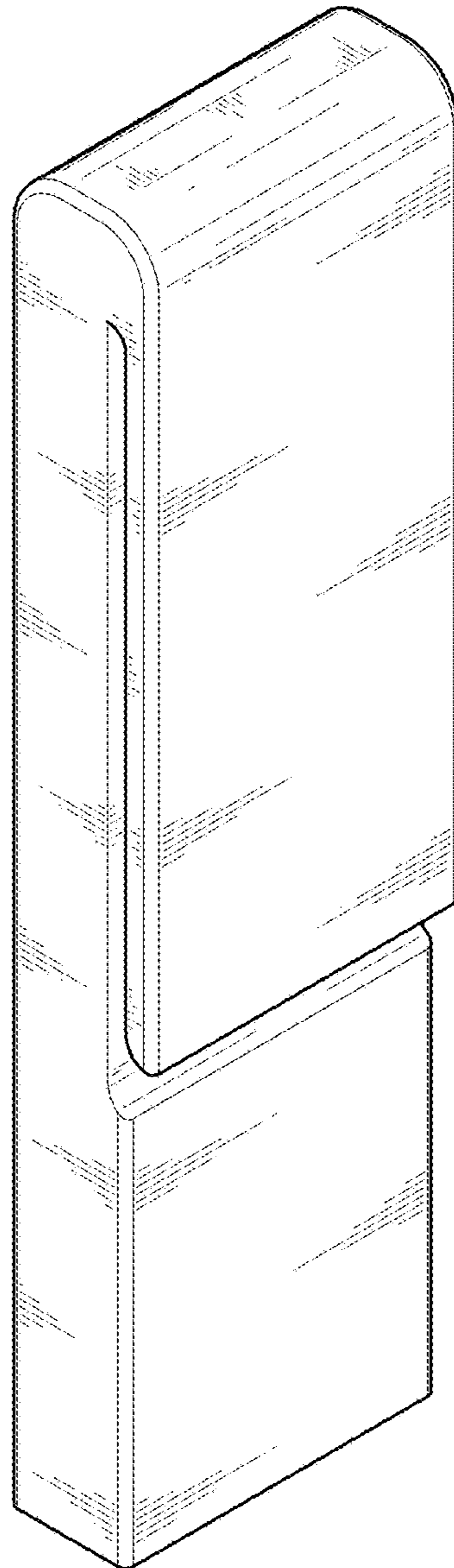


FIG. 2




FIG. 3




FIG. 4

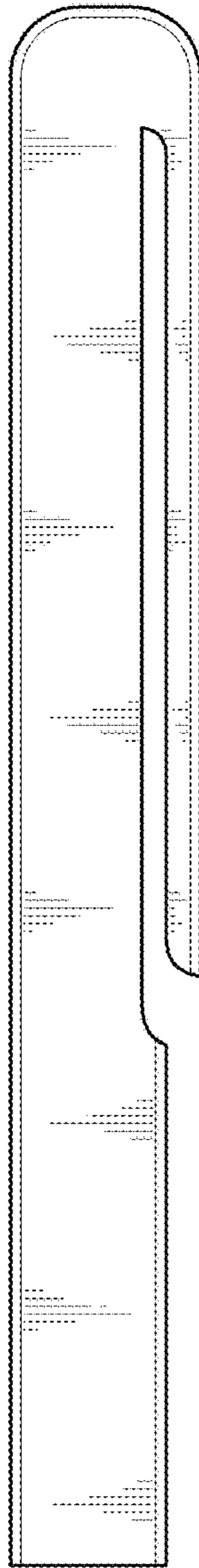


FIG. 5

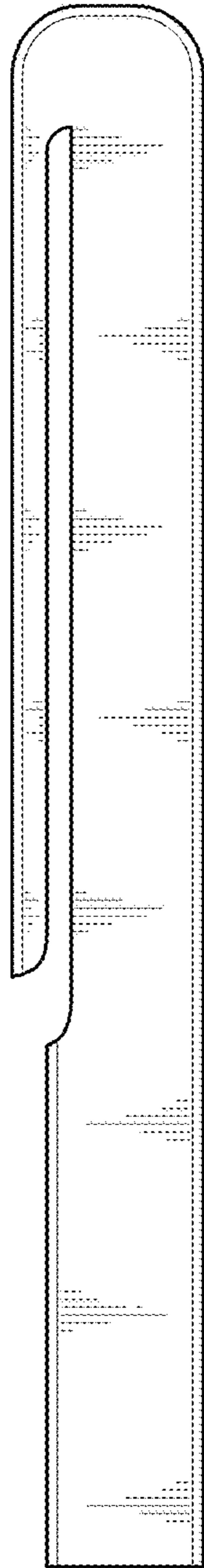


FIG. 6

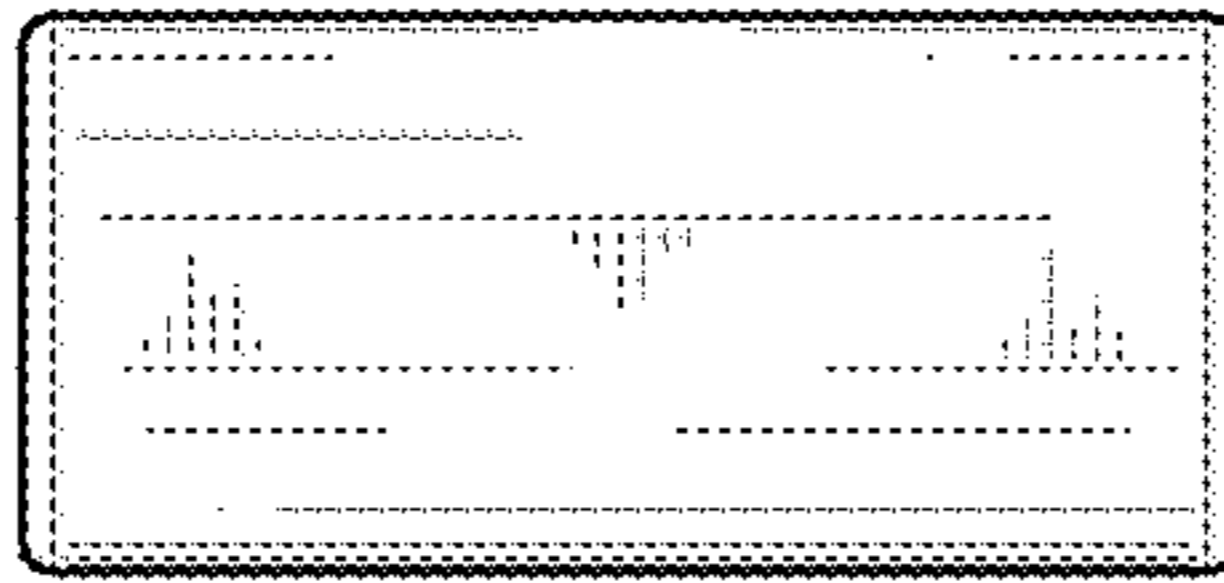


FIG. 7

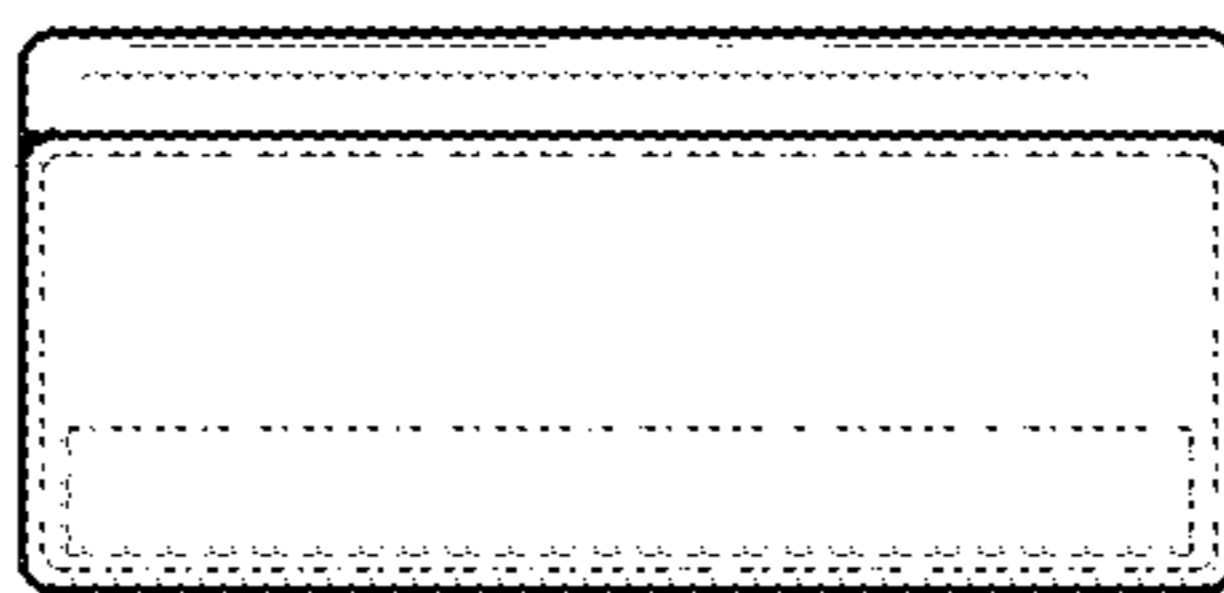


FIG. 8

